


**VPU AC I 4 440/25 LCF**
**Weidmüller Interface GmbH & Co. KG**

 Klingenbergstraße 26  
 D-32758 Detmold  
 Germany

[www.weidmueller.com](http://www.weidmueller.com)


Weidmüller VPU I (Type I), VPU II (Type II) and VPU III (Type III) surge protection products effectively reduce the interference coupling that can occur due to transient surge voltages, even significantly below the limits prescribed by insulation co-ordination according to EN 60664-3 / DIN VDE 0110-3. This means that the whole installation is exposed to fewer malfunctions. The arresters are co-ordinated using technical means. This means that decoupling between Types I, II and III is unnecessary. The arresters are tested according to product standard IEC 61643-11 / DIN EN 61643-11 and can be installed in systems according to IEC 61643-12 / VDE 0675-6-12 and IEC 62305-4 / VDE 0185-4. This lightning and surge protection device is suited for installation in power supply systems. Weidmüller offers different products depending on the particular mains network type and voltage level. A special Type I and Type II protective device is even available for photovoltaic applications.

**General ordering data**

Version	Surge voltage arrester, Low voltage, Surge protection, TN-C-S, TN-S
Order No.	<a href="#">2619190000</a>
Type	VPU AC I 4 440/25 LCF
GTIN (EAN)	4050118634624
Qty.	1 items

## VPU AC I 4 440/25 LCF

Weidmüller Interface GmbH &amp; Co. KG

Klingenbergstraße 26

D-32758 Detmold

Germany

www.weidmueller.com

## Technical data

## Approvals

Approvals



ROHS Conform

## Dimensions and weights

Depth	93 mm	Depth (inches)	3.6614 inch
Height	90 mm	Height (inches)	3.5433 inch
Width	144 mm	Width (inches)	5.6693 inch
Net weight	25 g		

## Temperatures

Storage temperature	-40 °C...85 °C	Operating temperature	-40 °C...85 °C
Humidity	5 - 95% rel. humidity		

## Probability of failure

MTBF 15 a

## Environmental Product Compliance

RoHS Compliance Status	Compliant without exemption
REACH SVHC	No SVHC above 0.1 wt%

## General data

Optical function display	green = OK; red = arrester is defective - replace	Segment	Power distribution
Version	Surge protection	Design	Installation housing; 8 TE, Insta IP 20
UL 94 flammability rating	V-0	Colour	black
Suitable for	Count-in installation (leakage current free)	Protection degree	IP20 in installed state
Mounting rail	TS 35	Operating altitude	≤ 2000 m

## Insulation coordination acc. to EN 50178

Surge voltage category	III	Pollution severity	2
------------------------	-----	--------------------	---

## Rated data IEC / EN

Number of poles	4	Leakage current at Un	5 µA
Signalling contact	No	Rated voltage (AC)	400 V
Low voltage network	TN-C-S, TN-S	Protection level Up at IN (N-PE)	≤ 2.5 kV
Voltage type	AC	Temporary surge voltage (over-voltage) - TOV	762 V
Response time / fallback time	≤ 25 ns	Frequency range, max.	60 Hz
Frequency range, min.	50 Hz	Suitable for	Count-in installation (leakage current free)
Standards	IEC 61643-11, EN 61643-11	Lightning test current Iimp (10/350 µs) (L-PE)	25 kA
Requirements class, acc. to EN 61643-11	T1, T2	Requirements category acc. to IEC 61643-11	Type I, Type II

## VPU AC I 4 440/25 LCF

Weidmüller Interface GmbH &amp; Co. KG

Klingenbergstraße 26

D-32758 Detmold

Germany

www.weidmueller.com

## Technical data

Max. continuous voltage, $U_c$ (AC)	440 V	Mains voltage	400 V / 690 V
Energy coordination ( $\leq 10$ m)	Type I, Type II, Type III	Rated load current $I_L$	100 A
Discharge current $I_n$ (8/20 $\mu$ s) wire-PE	25 kA	Discharge current $I_{max}$ (8/20 $\mu$ s) wire-PE	100 kA
Protection level Up at IN (L/N-PE)	$\leq 2.5$ kV	Short-circuit current rating ISCCR	50 kA
Follow-on current extinguishing capability Ifi	Not available due for technical reasons	Integrated back-up fuse	No

## Connection data

Stripping length	13 mm	Wire connection method	Screw connection
Type of connection	Screw connection	Stripping length, rated connection	13 mm
Tightening torque, min.	2 Nm	Tightening torque, max.	3 Nm
Clamping range, rated connection	16 mm <sup>2</sup>	Clamping range, min.	6 mm <sup>2</sup>
Clamping range, max.	35 mm <sup>2</sup>	Wire cross-section, solid, min.	6 mm <sup>2</sup>
Wire cross-section, solid, max.	35 mm <sup>2</sup>	Wire connection cross section, finely stranded, min.	6 mm <sup>2</sup>
Wire connection cross section, finely stranded, max.	25 mm <sup>2</sup>	Conductor cross-section, flexible, AEH (DIN 46228-1), min.	6 mm <sup>2</sup>
Conductor cross-section, flexible, AEH (DIN 46228-1), max.	35 mm <sup>2</sup>	Connection cross-section, stranded, min.	6 mm <sup>2</sup>
Connection cross-section, stranded, max.	35 mm <sup>2</sup>		

## Electrical data

Voltage type	AC
--------------	----

## General data

Number of poles	4	Protection degree	IP20 in installed state
Colour	black		

## Guarantee

Time interval	5 years
---------------	---------

## Important note

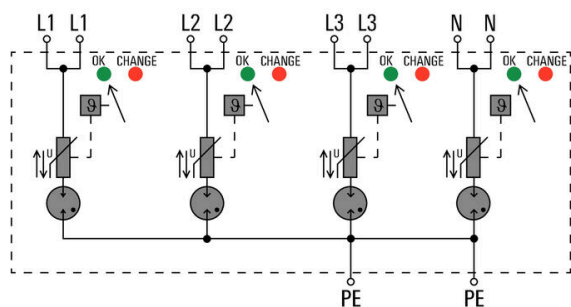
Product information	For use in DC applications, please use the fuse of SIBA Type NH2XL aR/aSF DC 1500 V
Notes	Only applicable to IT power systems where the earth on the distribution transformer is interconnected with the earth on the consumer side (RE=RA in Figure 44.A1 of IEC 60634-4-44:2018).

## Classifications

ETIM 8.0	EC001457	ETIM 9.0	EC001457
ETIM 10.0	EC001457	ECLASS 14.0	27-17-12-04
ECLASS 15.0	27-17-12-04		

## Drawings

### Electric symbol



Schematic circuit diagram

## VPU AC I 4 440/25 LCF

Weidmüller Interface GmbH &amp; Co. KG

Klingenbergstraße 26

D-32758 Detmold

Germany

www.weidmueller.com

## Accessories

## Crosshead screwdriver Phillips




VDE insulated crosshead screwdriver, for Phillips screws, SDIK PH DIN 7438, ISO 8764/2-PH, output to ISO 8764-PH, SoftFinish grip

## General ordering data

Type	SDIK PH1 X 80	Version
Order No.	<a href="#">2749890000</a>	Screwdriver, Blade width (B): 1 mm, 80 mm, Blade thickness (A): 1
GTIN (EAN)	4050118897098	
Qty.	1 ST	

## Blank



ESG is the tried-and-tested marker in MultiCard format for use on many well-known electrical devices. The result is high-quality device marking with a high-contrast appearance.

Various types are available for devices from manufacturers like Siemens, ABB, Beckhoff etc.

Advantages at a glance:

- Tags for universal usage, self-adhesive or clip-on tags, depending on type
- For aligned equipment, e.g. circuit breakers, we supply ESG markers for clipping onto tag rails
- Individual laser-quality printing according to specifications

For custom printing: Please send us a file of our labeling software M-Print PRO or M-Print PRO Online (without installation) for your labeling specifications.

## General ordering data

Type	ESG 6/15 K MC NE WS	Version
Order No.	<a href="#">1880100000</a>	ESG, Device markers x 15 mm, PA 66, Colour: white, Self-adhesive
GTIN (EAN)	4032248478781	
Qty.	200 ST	