

SAI-T-M12-T

Weidmüller Interface GmbH & Co. KG
Klingenbergstraße 26
D-32758 Detmold
Germany

www.weidmueller.com

Product image



General ordering data

Version	Y connector
Order No.	2616440000
Type	SAI-T-M12-T
GTIN (EAN)	4050118621501
Qty.	1 items

SAI-T-M12-T

Weidmüller Interface GmbH & Co. KG

Klingenbergstraße 26
D-32758 Detmold
Germany

www.weidmueller.com

Technical data

Approvals

Approvals



ROHS Conform

UL File Number Search [UL Website](#)

Certificate no. (cULus) E310075

Dimensions and weights

Net weight 84.48 g

Environmental Product Compliance

RoHS Compliance Status Compliant

REACH SVHC Lead 7439-92-1

SCIP ebf89fc8-a87f-4691-b87a-dfb9921774b4

Connection data

Group outlet - plug-in connector M12 pin Single outlet 1 - plug-in connector M12 socket

Single outlet 2 - plug-in connector M12 socket

Technical data customisable plug-in connectors

Number of poles 4 Coding T-coded

Contact surface Gold-plated Housing main material TPU

Insulation resistance $\geq 100 \text{ M}\Omega$ Nominal current 12 A

Protection degree IP67 Pollution severity 3

Cable gland M 12 Shield connection No

Temperature range of housing -30...+90 °C

Standards

Connector standard IEC 61076-2-111

General data

Number of poles 4 Coding T-coded

Contact surface Gold-plated Housing main material TPU

Insulation resistance $\geq 100 \text{ M}\Omega$ Nominal current 12 A

Protection degree IP67 Pollution severity 3

Cable gland M 12 Rated voltage 63 V DC

Connection 1 M12/M12 Connection 2 Screw

Shield connection No Temperature range of housing -30...+90 °C

Conductor O.D. -

Classifications

ETIM 8.0 EC002925 ETIM 9.0 EC002925

ETIM 10.0 EC002925 ECLASS 14.0 27-44-01-06

ECLASS 15.0 27-44-01-06

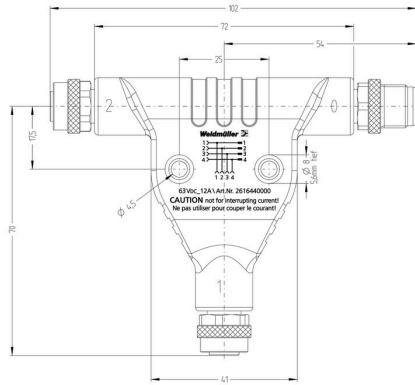
SAI-T-M12-T

Weidmüller Interface GmbH & Co. KG
 Klingenbergstraße 26
 D-32758 Detmold
 Germany

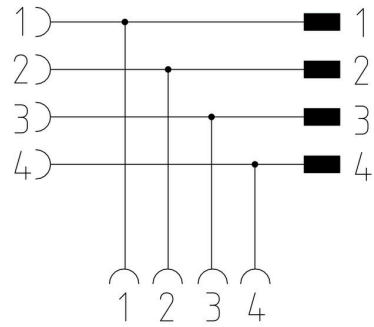
www.weidmueller.com

Drawings

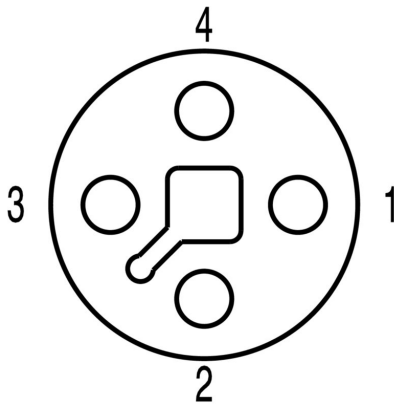
Drawing



Connection diagram



Pole scheme



Pole scheme

