

**WPD 110 1X70+1X35/6X16 GY****Weidmüller Interface GmbH & Co. KG**

Klingenbergstraße 26

D-32758 Detmold

Germany

www.weidmueller.com

**Building installation wiring**

For building installations, we offer a complete system that revolves around the 10×3 copper rail and comprises perfectly coordinated components: from installation terminal blocks, neutral conductor terminal blocks and distribution terminal blocks to comprehensive accessories such as busbars and busbar holders.

**General ordering data**

Version	Potential distributor terminal, Screw connection, Light Grey, 70 mm <sup>2</sup> , 200 A, 1000 V, Number of connections: 8, Number of levels: 1
Order No.	<a href="#">2603810000</a>
Type	WPD 110 1X70+1X35/6X16 GY
GTIN (EAN)	4050118654523
Qty.	3 items

## WPD 110 1X70+1X35/6X16 GY

**Weidmüller Interface GmbH & Co. KG**  
 Klingenbergstraße 26  
 D-32758 Detmold  
 Germany

www.weidmueller.com

## Technical data

### Approvals

Approvals



ROHS Conform

### Dimensions and weights

Depth	63 mm	Depth (inches)	2.4803 inch
Height	69.75 mm	Height (inches)	2.7461 inch
Width	38.5 mm	Width (inches)	1.5157 inch
Net weight	91.67 g		

### Temperatures

Storage temperature	-25 °C...55 °C	Ambient temperature	-5 °C...40 °C
Continuous operating temp., min.	-50 °C	Continuous operating temp., max.	130 °C

### Environmental Product Compliance

RoHS Compliance Status	Compliant with exemption
RoHS Exemption (if applicable/known)	6c
REACH SVHC	Lead 7439-92-1
SCIP	9b5f0838-1f0b-4c14-9fc7-3f5e6ee75be2

### Material data

Basic material	Wemid	Colour	Light Grey
UL 94 flammability rating	V-0		

### System specifications

Version	Screw connection	End cover plate required	No
Number of potentials	1	Number of levels	1
Number of clamping points per level	8	Levels cross-connected internally	No
Mounting rail	TS 35, Mounting plate	N-function	No
PE function	No	PEN function	No

### Additional technical data

Open sides	closed	Snap-on	Yes
Installation advice	Terminal rail / mounting plate	Explosion-tested version	Yes
Type of mounting	Snap-on		

### Conductors for clamping (additional connection)

Connection type, additional connection Screw connection

### Conductors for clamping (rated connection)

Wire connection cross section AWG, max.	AWG 4	Connection direction	on side
Type of connection 2	Screw connection	Type of connection	Screw connection

## WPD 110 1X70+1X35/6X16 GY

**Weidmüller Interface GmbH & Co. KG**

Klingenbergstraße 26  
D-32758 Detmold  
Germany

www.weidmueller.com

## Technical data

Number of connections	8	Clamping range, max.	70 mm <sup>2</sup>
Clamping range, min.	6 mm <sup>2</sup>	Wire connection cross section AWG, min.	AWG 10
Wire connection cross-section, finely stranded with wire-end ferrules DIN 46228/4, min.	6 mm <sup>2</sup>	Wire connection cross-section, finely stranded with wire-end ferrules DIN 46228/1, max.	50 mm <sup>2</sup>
Wire connection cross-section, finely stranded with wire-end ferrules DIN 46228/1, min.	6 mm <sup>2</sup>	Wire connection cross section, finely stranded, max.	0 mm <sup>2</sup>
Wire connection cross section, finely stranded, min.	6 mm <sup>2</sup>	Connection cross-section, stranded, max.	70 mm <sup>2</sup>
Connection cross-section, stranded, min.	6 mm <sup>2</sup>	Wire connection cross-section, solid core, max.	70 mm <sup>2</sup>
Wire connection cross-section, solid core, min.	6 mm <sup>2</sup>		

## General

Number of poles	1	Wire connection cross section AWG, max.	AWG 4
Installation advice	Terminal rail / mounting plate	Wire connection cross section AWG, min.	AWG 10
Standards	IEC 60947-7-1	Mounting rail	TS 35, Mounting plate

## Rating data

Rated cross-section	70 mm <sup>2</sup>	Rated voltage	1000 V
Rated AC voltage	1000 V	Rated DC voltage	1500 V
Nominal current	200 A	Current at maximum wires	200 A
Standards	IEC 60947-7-1	Rated impulse withstand voltage	8 kV
Surge voltage category	III	Pollution severity	3

## Classifications

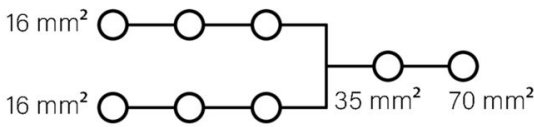
ETIM 8.0	EC000897	ETIM 9.0	EC000897
ETIM 10.0	EC000897	ECLASS 14.0	27-25-01-19
ECLASS 15.0	27-25-01-19		

WPD 110 1X70+1X35/6X16 GY



















Weidmüller Interface GmbH & Co. KG  
 Klingenbergstraße 26  
 D-32758 Detmold  
 Germany

www.weidmueller.com









Drawings






Conductor connection data according to DIN EN 60998-1 (Cu), IEC 61238-1 class A (Cu+Al)

Input		Copper	Aluminum	Input		Copper	Aluminum
1x 70 mm²		ET300		1x 35 mm²		ET200	
70 mm²				35 mm²			
50 mm²				25 mm²			
35 mm²		10 Nm	12 Nm	16 mm²		6 Nm	6 Nm
25 mm²		10 Nm		10 mm²			
16 mm²				6 mm²			
10 mm²				4 mm²			
6 mm²				2.5 mm²			
Stripping length		27 mm		Stripping length		26 mm	
Screw		M10 (+/- PZ2)		Screw		M8 (+/- PZ2)	

Output		Copper	Aluminum
0x 16 mm²		ET300	
16 mm²			10 Nm
10 mm²			
6 mm²		3 Nm	3 Nm
4 mm²			
2.5 mm²			
1.5 mm²			
Stripping length		13 mm	
Screw		M6 (+/- PZ2)	

 Stranded   
  Solid   
  Flexible with ferrule

