


PB-LINK 160 50/02RF AG BK BX

Weidmüller Interface GmbH & Co. KG
 Klingenbergstraße 26
 D-32758 Detmold
 Germany

www.weidmueller.com



- Future-proof design
- Different module sizes
- Simple device integration
- Simple plug-and-play solution – fast replacement of individual modules from a single device network
- Quick and easy installation without tools
- Safe locking of busbar connectors
- Touch-safe construction
- Tolerance compensation in the rail system allows simple mounting of the devices on the panel mounting plate without extreme accuracy
- Uncomplicated UL approval with registered UL components
- Ideal design of size and technical data for typical multi-axis servo amplifiers

General ordering data

Version	PCB plug-in connector, male plug, Pitch in mm (P): 42.50 mm, Number of poles: 2, Box
Order No.	2595540000
Type	PB-LINK 160 50/02RF AG BK BX
GTIN (EAN)	4050118607581
Qty.	20 items
Product data	IEC: 1000 V / 160 A UL: 750 V / 160 A
Packaging	Box

PB-LINK 160 50/02RF AG BK BX

Weidmüller Interface GmbH & Co. KG
Klingenbergstraße 26
D-32758 Detmold
Germany

www.weidmueller.com

Technical data

Approvals

Approvals



ROHS	Conform
UL File Number Search	UL Website
Certificate No. (cURus)	E196651

Dimensions and weights

Net weight	54.2 g
------------	--------

Environmental Product Compliance

RoHS Compliance Status	Compliant without exemption
REACH SVHC	No SVHC above 0.1 wt%

System specifications

Pitch in mm (P)	42.50 mm	Pitch in inches (P)	1.670 "
Number of poles	2	L1 in mm	50.00 mm
L1 in inches	1.969 "	Number of rows	1
Touch-safe protection acc. to DIN VDE 0470	IP20 plugged	Protection degree	IP20
Volume resistance	≤5 mΩ	Plugging cycles	25
Plugging force/pole, max.	90 N	Pulling force/pole, max.	50 N

Material data

Insulating material	PA GF	Colour	black
Colour chart (similar)	RAL 9011	Insulating material group	II
Comparative Tracking Index (CTI)	≥ 400	Moisture Level (MSL)	
UL 94 flammability rating	V-0	Contact material	Cu-alloy
Contact surface	Ag (silver)	Layer structure of plug contact	4...6 μm Ag
Storage temperature, min.	-40 °C	Storage temperature, max.	70 °C
Operating temperature, min.	-50 °C	Operating temperature, max.	125 °C
Temperature range, installation, min.	-20 °C	Temperature range, installation, max.	65 °C

Rated data acc. to IEC

tested acc. to standard	IEC 60664-1, IEC 61984	Rated current, min. number of poles (Tu=20°C)	160 A
Rated current, max. number of poles (Tu=20°C)	160 A	Rated current, min. number of poles (Tu=40°C)	140 A
Rated current, max. number of poles (Tu=40°C)	140 A	Rated voltage for surge voltage class / pollution degree II/2	1000 V
Rated voltage for surge voltage class / pollution degree III/2	1000 V	Rated voltage for surge voltage class / pollution degree III/3	800 V
Rated impulse voltage for surge voltage class/ pollution degree II/2	6 kV	Rated impulse voltage for surge voltage class/ pollution degree III/2	8 kV
Rated impulse voltage for surge voltage class/ contamination degree III/3	8 kV	Short-time withstand current resistance	3 x 1s mit 1000 A
Creepage distance, min.	11.2 mm	Clearance, min.	10.6 mm

PB-LINK 160 50/02RF AG BK BX

Weidmüller Interface GmbH & Co. KG
 Klingenbergstraße 26
 D-32758 Detmold
 Germany

www.weidmueller.com

Technical data

Rated data acc. to UL 508

Rated voltage	750 V	Rated current	160 A
Creepage distance, min.	11.2 mm	Luftstrecke, min	10.1 mm

Packing

Packaging	Box	VPE length	260.00 mm
VPE width	160.00 mm	VPE height	77.00 mm

Important note

IPC conformity	Conformity: The products are developed, manufactured and delivered according international recognized standards and norms and comply with the assured properties in the data sheet resp. fulfill decorative properties in accordance with IPC-A-610 "Class 2". Further claims on the products can be evaluated on request.
----------------	--

Notes	<ul style="list-style-type: none"> • Additional variants on request • IEC-rated current is based on 20 °C ambiente temperature, further values see derating curve • UL508-rated current based on 65 °C ambiente temperature and max. 20 devices • Rated data refer only to the component itself. Clearance and creepage distances to other components are to be designed in accordance with the relevant application standards. • Further module lengths on request. • In accordance with IEC 61984, OMNIMATE-connectors are connectors without breaking capacity (COC). During designated use, connectors are not allowed to be engaged or disengaged when live or under load • Long term storage of the product with average temperature of 50 °C and maximum humidity 70%, 36 months
-------	--

Classifications

ETIM 8.0	EC002638	ETIM 9.0	EC002638
ETIM 10.0	EC002638	ECLASS 14.0	27-46-02-02
ECLASS 15.0	27-46-02-02		

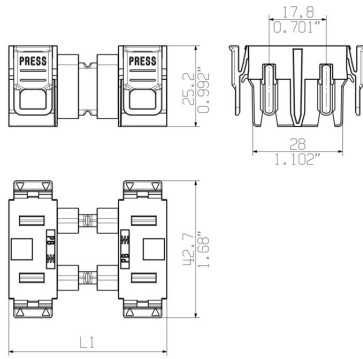
PB-LINK 160 50/02RF AG BK BX

Weidmüller Interface GmbH & Co. KG
 Klingenbergstraße 26
 D-32758 Detmold
 Germany

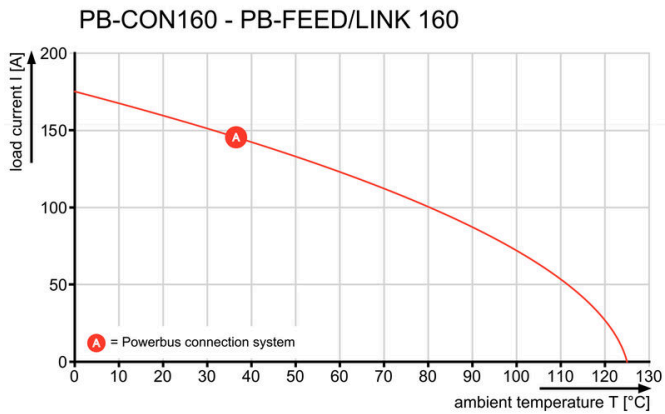
www.weidmueller.com

Drawings

Dimensional drawing



Graph



Application

