

## RJ45G R1V 1.9N4YG/YG RL

Weidmüller Interface GmbH & Co. KG

Klingenbergstraße 26

D-32758 Detmold

Germany

www.weidmueller.com



RJ45 transmitter sockets (magnetics) for gigabit applications (1000 base-T) with integrated compensation actively counteracts inductive and capacitive couplings and saves space on the PCB.

The product range encompasses the following designs:

- 90°, lying (horizontal) and 180°, standing (vertical)
- latch up / latch down
- THT, THR or SMD soldering processes
- Wide range of different design types, also with integrated LEDs and shield contact tabs
- Transmission rates of up to 1 Gbps
- Packed either in a tray (TY) or on a roll (tape-on-reel, RL)
- Compatible with modular RJ45 connector according to ANSI / TIA-1096-A and IEC 60603
- Dielectric strength  $\geq 1500$  V AC RMS (2250 V AC peak value) according to IEEE 802.3
- Dielectric strength  $\geq 1500$  V AC (peak value) or  $\geq 1500$  V DC according to IEC 60603
- Compliance with IEEE 802.3 requirements (1000Base-T, 1 Gbps, IEEE 802.3ab or 100Base-Tx, 100 Mbps, IEEE 802.3u) Properties and advantages:
- Extended temperature range of  $-40$  °C to  $+85$  °C for maximum performance
- Reinforced gold layer ( $30\mu\text{m}$ ) for improved corrosion protection
- At least 0.3mm stand-off ensures a perfect soldering result

### General ordering data

Version	OMNIMATE Data - RJ45 transformer jack, PCB plug-in connector, THT/THR solder connection, 180°, none, Yes, Plugging cycles: 750, Number of poles: 10, PA 9T, 30...80 $\mu\text{m}$ Ni / $\geq 30$ $\mu\text{m}$ Au , Tape
Order No.	<a href="#">2562160000</a>
Type	RJ45G R1V 1.9N4YG/YG RL
GTIN (EAN)	4050118570397
Qty.	200 items
Packaging	Tape

## RJ45G R1V 1.9N4YG/YG RL

Weidmüller Interface GmbH & Co. KG  
Klingenbergstraße 26  
D-32758 Detmold  
Germany

www.weidmueller.com

## Technical data

## Approvals

Approvals



ROHS	Conform
UL File Number Search	<a href="#">UL Website</a>
Certificate No. (cURus)	E471884

## Dimensions and weights

Depth	16.8 mm	Depth (inches)	0.6614 inch
Height	18.9 mm	Height (inches)	0.7441 inch
Height of lowest version	17 mm	Width	16 mm
Width (inches)	0.6299 inch	Net weight	7 g

## Environmental Product Compliance

RoHS Compliance Status	Compliant without exemption
REACH SVHC	No SVHC above 0.1 wt%

## System specifications

Number of poles	10	LED	Yes
Solder pin length (l)	1.9 mm	Mounting onto the PCB	THT/THR solder connection
Pitch in inches (P)	0.050 "	Shielding material	Brass
Shielding	Yes	Side termination, characteristic	Solder flange
Transmission rate	1000 Mbps	Number of solder pins per pole	1
Type of connection	Solder connection	Product family	OMNIMATE Data - RJ45 transformer jack
Pitch in mm (P)	1.27 mm	Protection degree	IP20
Plugging cycles	750	Outgoing elbow	180°
Forward current	20 mA	Forward voltage, max.	2.5 V
Shield surface	nickel-plated	Colour of right LED	Green/yellow
Shield tabs	none	Performance-Category	1000 Mbps
Soldering process	Reflow soldering, Manual soldering, Wave soldering	Solder pin dimensions	Octagonal
Tolerance of solder pin position	± 0.15 mm	Forward voltage, min.	1.8 V
Colour of left LED	Green/yellow		

## Electrical properties

Dielectric strength, contact / shield	1500 V DC	Dielectric strength, contact / contact	1000 V DC
Insulation resistance	≥ 500 MΩ	Nominal voltage	125 V
Rated current	1.5 A		

## Standards

Connector standard	IEC 60603-7
--------------------	-------------

## Material data

Insulating material	PA 9T	Colour	black
Colour chart (similar)	RAL 9011	Insulating material group	II
Comparative Tracking Index (CTI)	≥ 500	Insulation resistance	≥ 500 MΩ
Moisture Level (MSL)	1	UL 94 flammability rating	V-0

## RJ45G R1V 1.9N4YG/YG RL

**Weidmüller Interface GmbH & Co. KG**  
 Klingenbergstraße 26  
 D-32758 Detmold  
 Germany

[www.weidmueller.com](http://www.weidmueller.com)

## Technical data

Contact base material	Phosphorus bronze	Contact material	Cu-alloy
Contact surface	Gold over nickel	Layer structure of plug contact	30...80 µ" Ni / ≥ 30 µ" Au
Storage temperature, min.	-40 °C	Storage temperature, max.	85 °C
Operating temperature, min.	-40 °C	Operating temperature, max.	85 °C

### Packing

Packaging	Tape	VPE length	355.00 mm
VPE width	354.00 mm	VPE height	130.00 mm
Tape reel diameter $\varnothing$ (A)	330 mm	Surface resistance	Rs = 109 - 1012 $\Omega$

### Important note

Notes

### Classifications

ETIM 8.0	EC002637	ETIM 9.0	EC002637
ETIM 10.0	EC002637	ECLASS 14.0	27-46-02-01
ECLASS 15.0	27-46-02-01		

RJ45G R1V 1.9N4YG/YG RL

Weidmüller Interface GmbH & Co. KG  
 Klingenbergstraße 26  
 D-32758 Detmold  
 Germany

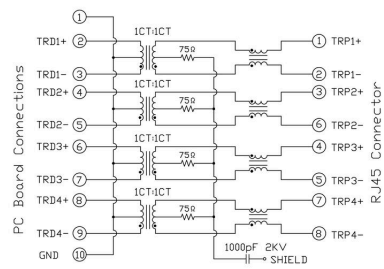
Drawings

www.weidmueller.com

Wiring diagram

Characteristics

Inductance	350 $\mu$ H min. @ 100 kHz
Leakage Inductance	100 mV, 8 mA DC Bias
Insertion Loss	0.3 $\mu$ H max. @ 100 kHz, 100 mV
Return Loss	1.1 dB max. @ (1 - 100) MHz
	18 dB min. @ (1 - 30) MHz
	16 dB min. @ (30 - 60) MHz
	12 dB min. @ (60 - 80) MHz
Cross Talk	30 dB min. @ (1 - 100) MHz
Common Mode Rejection	30 dB min. @ (1 - 100) MHz



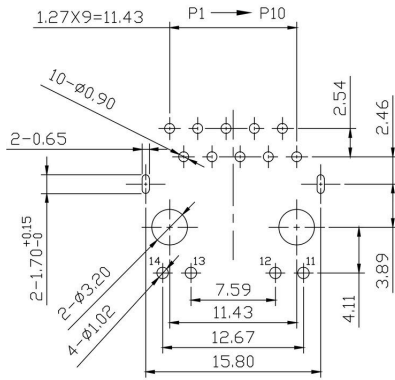
RJ45G R1V 1.9N4YG/YG RL

Weidmüller Interface GmbH & Co. KG  
 Klingenbergstraße 26  
 D-32758 Detmold  
 Germany

www.weidmueller.com

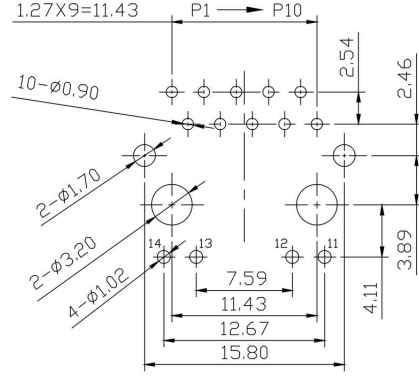
Drawings

PCB design



PCB LAYOUT 2

PCB design



PCB LAYOUT 1

Drawing

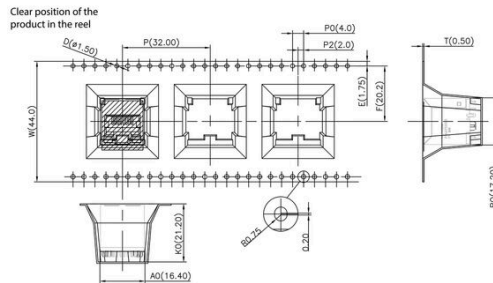
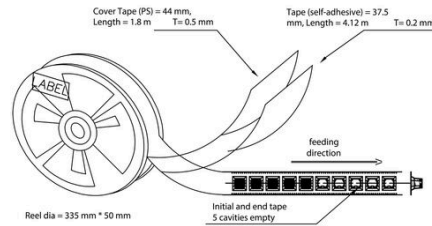


RJ45G R1V 1.9N4YG/YG RL

Weidmüller Interface GmbH & Co. KG  
 Klingenbergstraße 26  
 D-32758 Detmold  
 Germany

Drawings

www.weidmueller.com



Code	Description	Value	Options
RJ45	Product Type	RJ45G1 R1U 3.2E4 GY/GY TY	
G1	Performance Category	G1	C5, C6, C6A, C5e, M, G1, G10, U, MP, MP+
R	Assembly on PCB	R	S, T
1	Number of Ports	1	12; 14; ...; 21; 41; ...
U	Direction, latch style	U	D, V, Y
3.2	Solder Pin length	3.2	1.6, D
E	EMI tabs (ground fingers)	E	N
4	Contact surface thickness	4	1 = 3µ", 2 = 6µ", 3 = 15µ", 4 = 30µ", 5 = 50µ"
GY/GY	LED	GY/GY	Y/G, G/Y, O/G, R/O, ... (further combinations possible), N (without LED)
TY	Packaging	TY	RL

Type codes