

SAIL-M12WM12W-8S2.0U

Weidmüller Interface GmbH & Co. KG

Klingenbergstraße 26

D-32758 Detmold

Germany

www.weidmueller.com



Sensor/actuator cables are used for wiring sensors and actuators and for transmitting data or power in various applications. The moulded cable offers connected and tested connection of the plug-in connector to the cable ex-works. The cables may be exposed to a wide range of conditions, such as humidity, dust, heat, cold, shock or vibration.

Our developers have focused specifically on this issue and designed a host of different M8 and M12 sensor-actuator cables so you are bound to find the solution you need for your application.

Our sensor cables come with 360° shielding which provides protection against electromagnetic interference.

Is there something you have not managed to find or you feel needs explanation? Talk to us!

General ordering data

Version	Sensor/actuator line, Connecting line, M12 / M12, Number of poles : 8, 2 m, Shielded: Yes, LED: No, Sheath material: PUR, Halogen: No
Order No.	2555220200
Type	SAIL-M12WM12W-8S2.0U
GTIN (EAN)	4050118565409
Qty.	1 items

SAIL-M12WM12W-8S2.0U

Weidmüller Interface GmbH & Co. KG
Klingenbergstraße 26
D-32758 Detmold
Germany

www.weidmueller.com

Technical data

Approvals

Approvals



ROHS Conform

UL File Number Search [UL Website](#)

Certificate no. (cULus) E307231

Dimensions and weights

Net weight 140 g

Environmental Product Compliance

RoHS Compliance Status Compliant

REACH SVHC Lead 7439-92-1

SCIP e8d8af70-4c85-4483-bc8c-9bc5b598e2a9

Technical specifications for cable

Cable length	2 m	Sheathing colour	black
Suitable for cable carriers	Yes	Core cross-section	0.25 mm ²
Shielded	Yes	Halogen	No
Insulation	PP	Acceleration	5 m/s ²
Bending radius, min., moving	12 x cable diameter	Bending radius, min., stationary	5 x cable diameter
Bending cycles	1 mill.	Speed	100 m/s
Sheath material	PUR	Configurable cable length	No
Outer cladding in accordance with UL AWM style	20549 (80 °C / 300 V)	Irradiation crosslinked	No
Welding spark resistance	No	Colour coding	blue, red, white, brown, green, yellow, grey, pink
Torsion resistance	360 °/m	Temperature range, stationary	-40...80 °C
Resistant to welding beads	No	Temperature range, moving	-25...80 °C
Number of poles	8	Outside diameter	6.3 mm ± 0.2 mm

General technical data

Coding	A-coded	Connection thread	M12 / M12
Contact surface	Gold-plated	LED	No
Housing main material	PUR	Insulation resistance	108 Ω
Nominal voltage	30 V	Nominal current	2 A
AF size	13 mm	Protection degree	IP67, when screwed in, IP65, IP66
Plugging cycles	≥ 100	Pollution severity	3
jumpered	No	Threaded ring material	Brass, nickel-plated
Temperature range of housing	-40 ... +85 °C	Tightening torque	M12: 1.0 Nm

Electrical properties

Insulation resistance 108 Ω Nominal voltage 30 V

General standards

Certificate no. (cULus) E307231

SAIL-M12WM12W-8S2.0U

Weidmüller Interface GmbH & Co. KG
Klingenbergstraße 26
D-32758 Detmold
Germany

www.weidmueller.com

Technical data**Plug, left**

Plug left	M12, A-coded, IP67, male contact, angled 90°, Plastic, shielded
-----------	-----------------------------------------------------------------------

Plug, right

Plug right	M12, A-coded, IP67, female contact, angled 90°, Plastic, shielded
------------	-------------------------------------------------------------------------

Classifications

ETIM 8.0	EC001855	ETIM 9.0	EC001855
ETIM 10.0	EC001855	ECLASS 14.0	27-06-03-11
ECLASS 15.0	27-06-03-11		

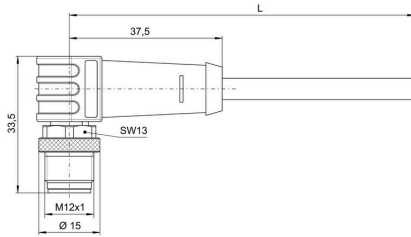
SAIL-M12WM12W-8S2.0U

Weidmüller Interface GmbH & Co. KG
 Klingenbergstraße 26
 D-32758 Detmold
 Germany

www.weidmueller.com

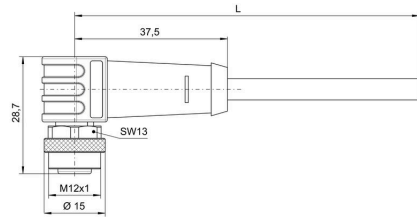
Drawings

Dimensioned drawing



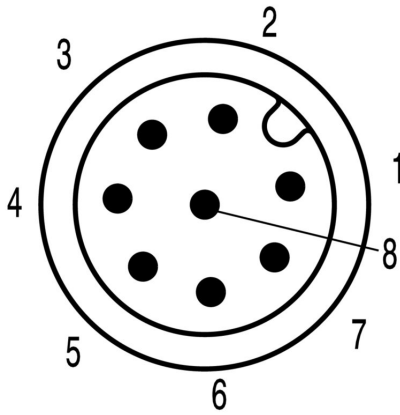
Male, angled

Dimensioned drawing



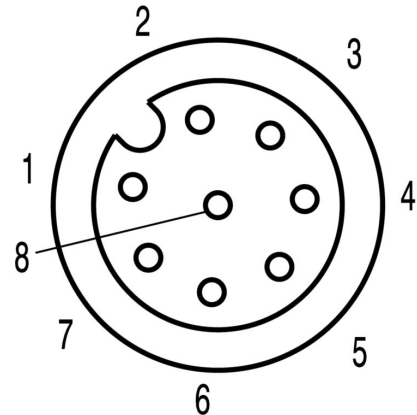
Angled socket

Pole scheme



Male

Pole scheme



Socket

SAIL-M12WM12W-8S2.0U

Weidmüller Interface GmbH & Co. KG
Klingenbergstraße 26
D-32758 Detmold
Germany

Drawings

www.weidmueller.com

Wiring diagram

The ideal tool: Screwty® with torque function



Light, securely screwed-in round plug-in connectors. Screwty set DM / VPE: 1 / Order No.: 1920000000 Adapters: M12, M12 F, M8, M8 F