

SAIL-M12GM12G-12S4.0U

Weidmüller Interface GmbH & Co. KG

Klingenbergstraße 26

D-32758 Detmold

Germany

www.weidmueller.com



Sensor/actuator cables are used for wiring sensors and actuators and for transmitting data or power in various applications. The moulded cable offers connected and tested connection of the plug-in connector to the cable ex-works. The cables may be exposed to a wide range of conditions, such as humidity, dust, heat, cold, shock or vibration.

Our developers have focused specifically on this issue and designed a host of different M8 and M12 sensor-actuator cables so you are bound to find the solution you need for your application.

Our sensor cables come with 360° shielding which provides protection against electromagnetic interference.

Is there something you have not managed to find or you feel needs explanation? Talk to us!

General ordering data

Version	Sensor/actuator line, M12, Number of poles : 12, 4 m, pin, straight - socket, straight, Shielded: Yes, LED: No, Sheath material: PUR, Halogen: No
Order No.	2555170400
Type	SAIL-M12GM12G-12S4.0U
GTIN (EAN)	4050118565416
Qty.	1 items

SAIL-M12GM12G-12S4.0U

Weidmüller Interface GmbH & Co. KG
Klingenbergstraße 26
D-32758 Detmold
Germany

www.weidmueller.com

Technical data

Approvals

Approvals



ROHS Conform
UL File Number Search [UL Website](#)
Certificate no. (cULus) E307231

Dimensions and weights

Net weight 202.4 g

Environmental Product Compliance

RoHS Compliance Status Compliant with exemption
RoHS Exemption (if applicable/known) 6c
REACH SVHC Lead 7439-92-1
SCIP e8d8af70-4c85-4483-bc8c-9bc5b598e2a9

Technical specifications for cable

Cable length	4 m	Sheathing colour	black
Suitable for cable carriers	Yes	Core cross-section	0.14 mm ²
Shielded	Yes	Halogen	No
Insulation	PP	Acceleration	5 m/s ²
Bending radius, min., moving	12 x cable diameter	Bending radius, min., stationary	5 x cable diameter
Bending cycles	1 mill.	Speed	100 m/s
Sheath material	PUR	Configurable cable length	No
Outer cladding in accordance with UL AWM style	20549 (80 °C / 300 V)	Core in accordance with UL AWM style	10493 (80 °C / 300 V)
Irradiation crosslinked	No	Colour coding	black, yellow, pink, grey / pink, green, white, blue, violet, brown, red, grey, red / blue
Torsion resistance	0 °/m	Temperature range, stationary	-40...90 °C
Temperature range, moving	-30...90 °C	Number of poles	12

General technical data

Coding	A-coded	Connection thread	M12
Contact surface	Gold-plated	LED	No
Version	pin, straight - socket, straight	Housing main material	TPU
Insulation resistance	108 Ω	Nominal voltage	30 V
Nominal current	1.5 A	AF size	13 mm
Protection degree	IP67, when screwed in, IP65, IP66	Plugging cycles	≥ 100
Pollution severity	3	jumpered	No
Threaded ring material	Diecast zinc	Temperature range of housing	-40 ... +85 °C
Tightening torque	M12: 1.0 Nm		

Electrical properties

Insulation resistance 108 Ω Nominal voltage 30 V

SAIL-M12GM12G-12S4.0U

Weidmüller Interface GmbH & Co. KG
Klingenbergstraße 26
D-32758 Detmold
Germany

www.weidmueller.com

Technical data**General standards**

Certificate no. (cULus) E307231

Plug, left

Plug left M12, A-coded, IP67, male contact, straight, Plastic, shielded

Plug, right

Plug right M12, A-coded, IP67, female contact, straight, Plastic, shielded

Classifications

ETIM 8.0	EC001855	ETIM 9.0	EC001855
ETIM 10.0	EC001855	ECLASS 14.0	27-06-03-11
ECLASS 15.0	27-06-03-11		

SAIL-M12GM12G-12S4.0U

Weidmüller Interface GmbH & Co. KG
 Klingenbergstraße 26
 D-32758 Detmold
 Germany

www.weidmueller.com

Drawings

Dimensioned drawing

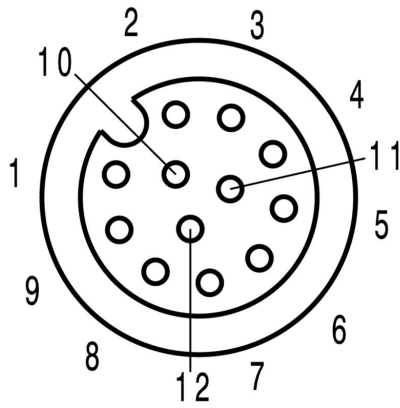


Dimensioned drawing



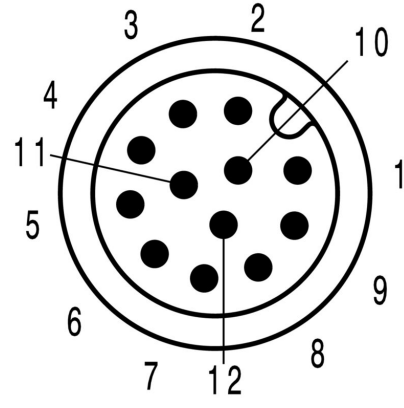
Straight socket

Pole scheme



Female

Pole scheme



Male

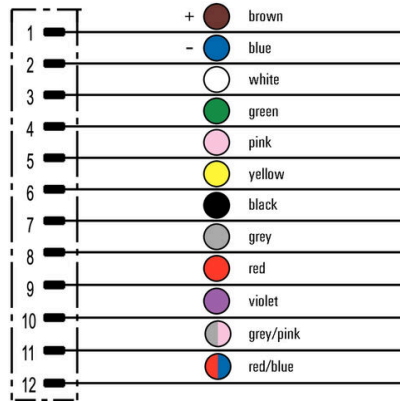
SAIL-M12GM12G-12S4.0U

Weidmüller Interface GmbH & Co. KG
Klingenbergstraße 26
D-32758 Detmold
Germany

Drawings

www.weidmueller.com

Wiring diagram



The ideal tool: Screwty® with torque function

Light, securely screwed-in round plug-in connectors. Screwty set DM / VPE: 1 / Order No.: 1920000000 Adapters: M12, M12 F, M8, M8 F