


A2C 35 3FT-FE DM**Weidmüller Interface GmbH & Co. KG**

Klingenbergstraße 26

D-32758 Detmold

Germany

www.weidmueller.com

Product image

More and more components need to be housed within a confined space, in switchgear and panels. As part of the power feed-in, connecting conductors is becoming increasingly challenging, especially for large cross-sections. Our comprehensive range of connection solutions also enables convenient wiring in challenging space conditions. The compact design and the combination of many practical handling benefits make the supply of power to switchgear and panels simple, efficient, and space-saving.

General ordering data

Version	Feed-through terminal, PUSH IN, 35 mm ² , 1000 V, 125 A, dark beige
Order No.	2552180000
Type	A2C 35 3FT-FE DM
GTIN (EAN)	4050118628210
Qty.	1 items

A2C 35 3FT-FE DM

Weidmüller Interface GmbH & Co. KG
Klingenbergstraße 26
D-32758 Detmold
Germany

www.weidmueller.com

Technical data

Approvals

Approvals



ROHS	Conform
UL File Number Search	UL Website
Certificate No. (cURus)	E60693

Dimensions and weights

Depth	71.5 mm	Depth (inches)	2.815 inch
Height	135 mm	Height (inches)	5.3149 inch
Width	64 mm	Width (inches)	2.5197 inch
Net weight	330.33 g		

Temperatures

Storage temperature	-25 °C...55 °C	Ambient temperature	-5 °C...40 °C
Continuous operating temp., min.	-60 °C	Continuous operating temp., max.	130 °C

Environmental Product Compliance

RoHS Compliance Status	Compliant without exemption
REACH SVHC	No SVHC above 0.1 wt%

Material data

Basic material	Wemid	Colour	dark beige
Colour of operational elements	orange	UL 94 flammability rating	V-0

Rating data IECEX/ATEX

Certificate No. (ATEX)	TUEV16ATEX7909U	Certificate No. (IECEX)	IECEXTUR16.0036U
Max. voltage (ATEX)	880 V	Current (ATEX)	105 A
Wire cross section max. (ATEX)	35 mm ²	Max. voltage (IECEX)	880 V
Current (IECEX)	105 A	Wire cross section max. (IECEX)	35 mm ²

System specifications

End cover plate required	No	Number of potentials	1
Number of levels	1	Number of clamping points per level	8
Levels cross-connected internally	No	PE connection	No
Mounting rail	Mounting plate	N-function	No
PE function	No	PEN function	No

Additional technical data

Open sides	closed	Explosion-tested version	Yes
Type of mounting	Direct mounting		

A2C 35 3FT-FE DM

Weidmüller Interface GmbH & Co. KG

Klingenbergstraße 26

D-32758 Detmold

Germany

www.weidmueller.com

Technical data

CSA rating data

Wire cross section max. (CSA)	2 AWG	Voltage size C (CSA)	1000 V
Current size C (CSA)	101 A	Certificate No. (CSA)	200039-70089609
Voltage size B (CSA)	1000 V	Current size B (CSA)	101 A
Voltage size D (CSA)	600 V	Current size D (CSA)	15 A
Wire cross section min. (CSA)	12 AWG		

Conductors for clamping (additional connection)

Connection type, additional connection PUSH IN

Conductors for clamping (rated connection)

Wire connection cross section AWG, max.	AWG 2	Stripping length	25 mm
Type of connection	PUSH IN	Number of connections	8
Clamping range, max.	35 mm ²	Clamping range, min.	2.5 mm ²
Blade size	1.0 x 5.5 mm	Wire connection cross section AWG, min.	AWG 12
Wire connection cross-section, finely stranded with wire-end ferrules DIN 46228/4, max.	35 mm ²	Wire connection cross-section, finely stranded with wire-end ferrules DIN 46228/4, min.	2.5 mm ²
Wire connection cross-section, finely stranded with wire-end ferrules DIN 46228/1, max.	35 mm ²	Wire connection cross-section, finely stranded with wire-end ferrules DIN 46228/1, min.	2.5 mm ²
Wire connection cross section, finely stranded, max.	35 mm ²	Wire connection cross section, finely stranded, min.	2.5 mm ²
Connection cross-section, stranded, max.	35 mm ²	Connection cross-section, stranded, min.	2.5 mm ²
Twin wire-end ferrules, max.	10 mm ²	Twin wire-end ferrules, min.	2.5 mm ²
Wire connection cross-section, solid core, max.	16 mm ²	Wire connection cross-section, solid core, min.	2.5 mm ²
Connection cross-section, finely stranded, min.	2.5 mm ²		

General

Number of poles	4	Wire connection cross section AWG, max.	AWG 2
Operating temperature range, max.	130 °C	Operating temperature range, min.	-50 °C
Wire connection cross section AWG, min.	AWG 12	Standards	IEC 60947-7-1, IEC 60947-7-2
Mounting rail	Mounting plate		

Rating data

Rated cross-section	35 mm ²	Rated voltage	1000 V
Rated AC voltage	1000 V	Rated DC voltage	1500 V
Nominal current	125 A	Current at maximum wires	125 A
Standards	IEC 60947-7-1, IEC 60947-7-2	Volume resistance according to IEC 60947-7-x	0.26 mΩ
Rated impulse withstand voltage	8 kV	Power loss in accordance with IEC 60947-7-x	4.00 W
Surge voltage category	III	Pollution severity	3

A2C 35 3FT-FE DM

Weidmüller Interface GmbH & Co. KG
 Klingenbergstraße 26
 D-32758 Detmold
 Germany

www.weidmueller.com

Technical data

UL rating data


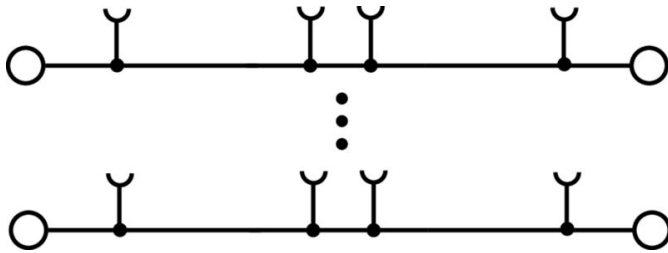
Conductor size Factory wiring max. (cURus)	2 AWG	Voltage size B (cURus)	1000 V
Voltage size D (cURus)	600 V	Certificate No. (cURus)	E60693
Conductor size Field wiring min. (cURus)	12 AWG	Conductor size Factory wiring min. (cURus)	12 AWG
Current size B (cURus)	113 A	Voltage size C (cURus)	1000 V
Current size C (cURus)	113 A	Current size D (cURus)	5 A
Conductor size Field wiring max. (cURus)	2 AWG		

Classifications

ETIM 8.0	EC000897	ETIM 9.0	EC000897
ETIM 10.0	EC000897	ECLASS 14.0	27-25-01-01
ECLASS 15.0	27-25-01-01		

Drawings

Electric symbol



Drawings

