

ITS 24-240VUC M7C PU10

Weidmüller Interface GmbH & Co. KG


Klingenbergstraße 26

D-32758 Detmold

Germany

www.weidmueller.com

Product image



Similar to illustration

Compact multi-functional timing relay for easy control signal adjustment

With IT-TIMER, Weidmüller's range includes a highly efficient timing relay with multi-voltage input that combines a range of functions with a compact size. It is particularly easy to configure the timer functions thanks to the flat front cover, the easy-to-read LED status indicator and operation with standard tools. IT-TIMER meets the requirements of IEC 618121. It is designed for an operating voltage range from 24 V DC to 48 V DC or 24 V AC to 240 V AC and can therefore be used in a wide variety of applications.

- High level of functionality in a compact size
- Timing functions that are easy to configure using standard tools
- Can be used internationally thanks to compliance with EN 618121
- Seven timing functions for a wide range of applications make the IT-TIMER a smart solution for your application

General ordering data

Version	IT TIMER, Multifunction timing relay, with separate control input, Number of contacts: 1, CO contact, AgNi, Rated control voltage: 24...48 V DC, 24...230 V AC, Continuous current: 5 A, Screw connection
Order No.	2545120000
Type	ITS 24-240VUC M7C PU10
GTIN (EAN)	4050118555066
Qty.	10 items

ITS 24-240VUC M7C PU10

Weidmüller Interface GmbH & Co. KG
Klingenbergstraße 26
D-32758 Detmold
Germany

www.weidmueller.com

Technical data

Approvals

Approvals



ROHS Conform

Dimensions and weights

Depth	57.9 mm	Depth (inches)	2.2795 inch
Height	98 mm	Height (inches)	3.8583 inch
Width	17.5 mm	Width (inches)	0.689 inch
Net weight	48.2 g		

Temperatures

Storage temperature	-40 °C...70 °C	Ambient temperature	-25 °C...50 °C
Operating temperature		Humidity	25 - 75%, no condensation

Environmental Product Compliance

RoHS Compliance Status	Compliant without exemption
REACH SVHC	No SVHC above 0.1 wt%

Control side

Rated control voltage	24...48 V DC, 24...230 V AC	Power rating	8 VA @ 230 V AC, 0.4 W at 24 V DC
Status indicator	LED green (U/t): flashes when time runs, lights permanently with supply voltage applied, LED yellow (R): relay closed	Time ranges	0.05 s - 1 s, 0.5 s - 10 s, 3 s - 60 s, 0.5 min - 10 min, 3 min - 1 h, 0.5 h - 10 h
Setting tolerance	5 %	Max. reset time after voltage interruption	100 ms
Basic accuracy	±6% (of scale-end value, for time range 0.05 s - 1 s), ±1.5% (of scale-end value, for all other time ranges)	Min. pulse duration	50 ms
Repeat accuracy	<0.5 % or ±5 ms		

Load side

Rated switching voltage	250 V AC	Continuous current	5 A
Max. switching voltage, AC	250 V	Max. switching voltage, DC	30 V
AC switching capacity (resistive), max.	1250 VA	DC switching capacity (resistive), max.	90 W
Contact type	1 CO contact (AgNi)	Mechanical service life	1 x 10 ⁶ switching cycles
Min. switching power	10 mA @ 12 V, 100 mA @ 5 V		

General data

Design	Installation housing; 1TE	Suitable for front mounting	No
Version	with separate control input	Mounting rail	TS 35
Test button available	No	Mechanical switch position indicator	No
Resistance to vibration EN 61812-1	10 Hz...60 Hz: 0.15 mm, 60 Hz...150 Hz: 2 g		

ITS 24-240VUC M7C PU10

Weidmüller Interface GmbH & Co. KG
 Klingenbergstraße 26
 D-32758 Detmold
 Germany

www.weidmueller.com

Technical data

Insulation coordination

Rated voltage	300 V	Pollution severity	2
Surge voltage category	II	Clearance and creepage distances for control side - load side	≥ 1.5 mm
Dielectric strength for control side - load side	1.6 kV	Impulse withstand voltage	2.5 kV
Protection degree	IP20		

Connection data

Wire connection method	Screw connection	Stripping length, rated connection	7 mm
Tightening torque, max.	0.5 Nm	Clamping range, rated connection	2.5 mm ²
Clamping range, min.	0.25 mm ²	Clamping range, max.	2.5 mm ²
Wire connection cross section AWG, min.	AWG 23	Wire connection cross section AWG, max.	AWG 14
Wire cross-section, solid, min.	0.25 mm ²	Wire cross-section, solid, max.	2.5 mm ²
Wire connection cross section, finely stranded, min.	0.25 mm ²	Wire connection cross section, finely stranded, max.	2.5 mm ²
Wire connection cross-section, finely stranded with wire-end ferrules DIN 46228/4, min.	0.25 mm ²	Wire connection cross-section, finely stranded with wire-end ferrules DIN 46228/4, max.	2.5 mm ²
Conductor cross-section, flexible, AEH (DIN 46228-1), min.	0.25 mm ²	Conductor cross-section, flexible, AEH (DIN 46228-1), max.	2.5 mm ²
Blade size	size PH1		

Classifications

ETIM 8.0	EC001439	ETIM 9.0	EC001439
ETIM 10.0	EC001439	ECLASS 14.0	27-37-16-05
ECLASS 15.0	27-37-16-05		

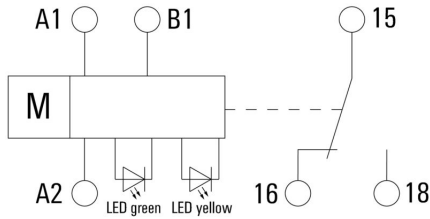
ITS 24-240VUC M7C PU10

Weidmüller Interface GmbH & Co. KG
 Klingenbergstraße 26
 D-32758 Detmold
 Germany

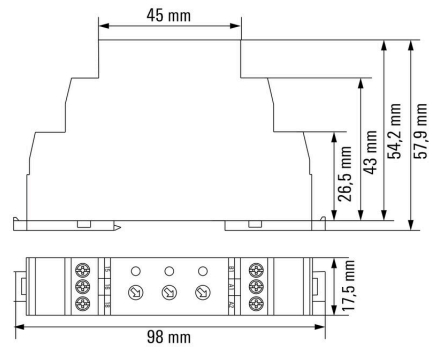
www.weidmueller.com

Drawings

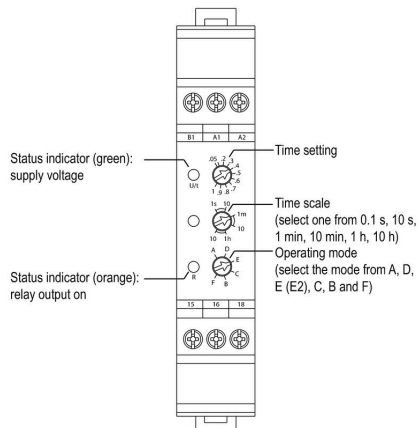
Wiring diagram



Dimensional drawing

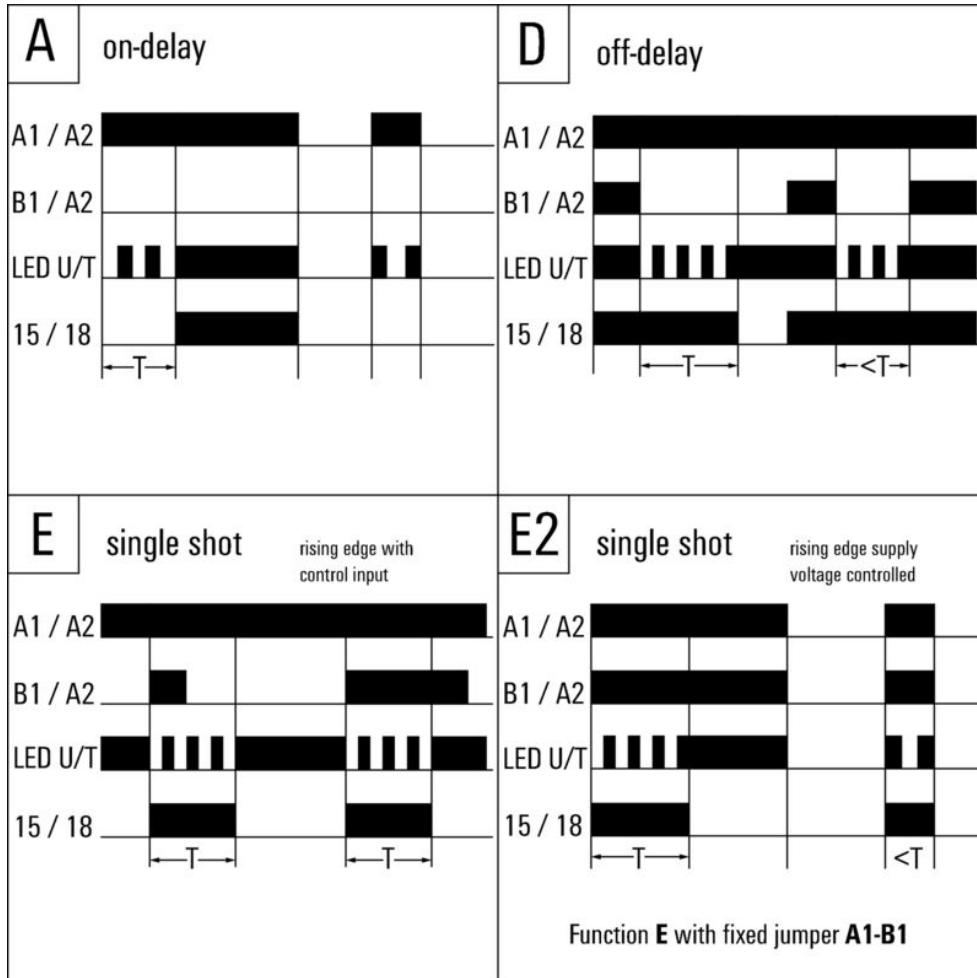


Miscellaneous



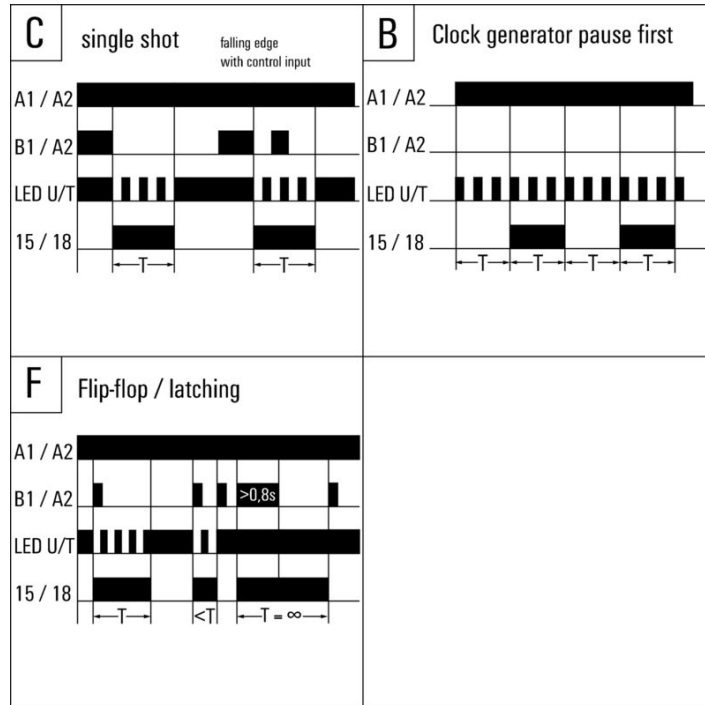
Detailed drawing

Graph



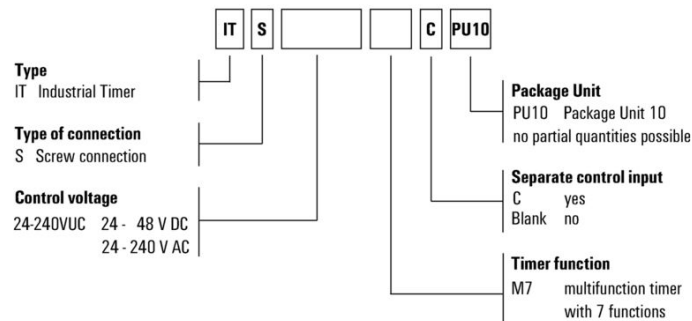
Time functions

Graph



Time functions

Type codes



This product is the same as order no. **2496190000 - ITS 24-240VUC 1C0 M7C (package unit 1 piece)** but in a package unit of 10 pieces and a minimum order quantity of 500 pieces.

Miscellaneous