

BLF 3.50/04/180FQV SN BK BX

Weidmüller Interface GmbH & Co. KG
 Klingenbergstraße 26
 D-32758 Detmold
 Germany

www.weidmueller.com

Product image


Connect efficiently - in a small space: female header with spring connection (PUSH IN) as a plug-in connection level; used together with male headers in 3.50 mm pitch.

General ordering data

| | |
|--------------|--|
| Version | PCB plug-in connector, female plug, 3.50 mm, Number of poles: 4, 180°, PUSH IN with actuator, Clamping range, max. : 1.5 mm ² , Box |
| Order No. | 2538010000 |
| Type | BLF 3.50/04/180FQV SN BK BX |
| GTIN (EAN) | 4050118549768 |
| Qty. | 84 items |
| Product data | IEC: 320 V / 17.5 A / 0.14 - 1.5 mm ² UL: 300 V / 10 A / AWG 26 - AWG 16 |
| Packaging | Box |

BLF 3.50/04/180FQV SN BK BX

Weidmüller Interface GmbH & Co. KG
 Klingenbergstraße 26
 D-32758 Detmold
 Germany

www.weidmueller.com

Technical data

Approvals

Approvals



| | |
|-------------------------|----------------------------|
| ROHS | Conform |
| UL File Number Search | UL Website |
| Certificate No. (cURus) | E60693 |

Dimensions and weights

| | | | |
|------------|----------|-----------------|-------------|
| Depth | 22.7 mm | Depth (inches) | 0.8937 inch |
| Height | 10.95 mm | Height (inches) | 0.4311 inch |
| Width | 21 mm | Width (inches) | 0.8268 inch |
| Net weight | 4.23 g | | |

Environmental Product Compliance

| | | | |
|--------------------------|-----------------------------|-----------------|--|
| RoHS Compliance Status | Compliant without exemption | | |
| REACH SVHC | No SVHC above 0.1 wt% | | |
| Product Carbon Footprint | Cradle to gate | 0,18 kg CO2 eq. | |

System Parameters

| | | | |
|--|-------------------------------------|-------------------|-----------------------------|
| Product family | OMNIMATE Signal - series BL/SL 3.50 | | |
| Type of connection | Field connection | | |
| Wire connection method | PUSH IN with actuator | | |
| Pitch in mm (P) | 3.50 mm | | |
| Pitch in inches (P) | 0.138 " | | |
| Conductor outlet direction | 180° | | |
| Number of poles | 4 | | |
| L1 in mm | 10.50 mm | | |
| L1 in inches | 0.413 " | | |
| Number of rows | 1 | | |
| Pin series quantity | 1 | | |
| Rated cross-section | 1.5 mm ² | | |
| Touch-safe protection acc. to DIN VDE 57 106 | Safe from finger touch | | |
| Touch-safe protection acc. to DIN VDE 0470 | IP20 plugged/ IP10 unplugged | | |
| Protection degree | IP20, when fully mounted | | |
| Volume resistance | ≤5 mΩ | | |
| Can be coded | Yes | | |
| Stripping length | 8 mm | | |
| Stripping length tolerance | min. | 0 mm | |
| | max. | 1 mm | |
| Screwdriver blade | 0.4 x 2.5 | | |
| Screwdriver blade standard | DIN 5264-A | | |
| Plugging cycles | 25 | | |
| Plugging force/pole, max. | 6 N | | |
| Pulling force/pole, max. | 6 N | | |
| Tightening torque | Torque type | Screw flange | |
| | Usage information | Tightening torque | min. 0.15 Nm max. 0.2 Nm |

BLF 3.50/04/180FQV SN BK BX

Weidmüller Interface GmbH & Co. KG
 Klingenbergstraße 26
 D-32758 Detmold
 Germany

www.weidmueller.com

Technical data

Material data

| | | | |
|---------------------------------------|----------|---------------------------------------|--------------|
| Insulating material | PA GF | Colour | black |
| Colour of operational elements | orange | Colour chart (similar) | RAL 9011 |
| Insulating material group | II | Comparative Tracking Index (CTI) | ≥ 400, ≤ 600 |
| Moisture Level (MSL) | | UL 94 flammability rating | V-0 |
| Contact material | Cu-alloy | Contact surface | tinned |
| Storage temperature, min. | -40 °C | Storage temperature, max. | 70 °C |
| Operating temperature, min. | -50 °C | Operating temperature, max. | 120 °C |
| Temperature range, installation, min. | -30 °C | Temperature range, installation, max. | 100 °C |

Conductors suitable for connection

| | |
|---|----------------------|
| Clamping range, min. | 0.14 mm ² |
| Clamping range, max. | 1.5 mm ² |
| Wire connection cross section AWG, min. | AWG 26 |
| Wire connection cross section AWG, max. | AWG 16 |
| Solid, min. H05(07) V-U | 0.14 mm ² |
| Solid, max. H05(07) V-U | 1.5 mm ² |
| Flexible, min. H05(07) V-K | 0.14 mm ² |
| Flexible, max. H05(07) V-K | 1.5 mm ² |
| w. plastic collar ferrule, DIN 46228 pt 4, min. | 0.28 mm ² |
| w. plastic collar ferrule, DIN 46228 pt 4, max. | 1 mm ² |
| w. wire end ferrule, DIN 46228 pt 1, min. | 0.25 mm ² |
| w. wire end ferrule, DIN 46228 pt 1, max. | 1.5 mm ² |
| Plug gauge in accordance with EN 60999 a x b; ø | 2.4 mm x 1.5 mm |

| | | | |
|--|--|------------------------------|-------------------------------|
| Clampable conductor | Cross-section for conductor connection | Type | fine-wired |
| | | nominal | 0.25 mm ² |
| wire end ferrule | wire end ferrule | Stripping length | nominal 10 mm |
| | | Recommended wire-end ferrule | H0.25/12 HBL |
| | | | |
| Cross-section for conductor connection | Cross-section for conductor connection | Type | fine-wired |
| | | nominal | 0.34 mm ² |
| wire end ferrule | wire end ferrule | Stripping length | nominal 10 mm |
| | | Recommended wire-end ferrule | H0.34/12 TK |
| | | | |
| Cross-section for conductor connection | Cross-section for conductor connection | Type | fine-wired |
| | | nominal | 0.5 mm ² |
| wire end ferrule | wire end ferrule | Stripping length | nominal 10 mm |
| | | Recommended wire-end ferrule | H0.5/14 OR |
| | | | |
| Cross-section for conductor connection | Cross-section for conductor connection | Type | fine-wired |
| | | nominal | 0.75 mm ² |
| wire end ferrule | wire end ferrule | Stripping length | nominal 10 mm |
| | | Recommended wire-end ferrule | H0.75/14T HBL |
| | | | |
| Cross-section for conductor connection | Cross-section for conductor connection | Type | fine-wired |
| | | nominal | 1 mm ² |
| wire end ferrule | wire end ferrule | Stripping length | nominal 10 mm |
| | | Recommended wire-end ferrule | H1.0/14 GE |
| | | | |
| | Cross-section for conductor connection | nominal | 1.5 mm ² |

BLF 3.50/04/180FQV SN BK BX

Weidmüller Interface GmbH & Co. KG
 Klingenbergstraße 26
 D-32758 Detmold
 Germany

www.weidmueller.com

Technical data

| | | | |
|----------------|--|------------------------------|-------------------------|
| | wire end ferrule | Stripping length | nominal 10 mm |
| | | Recommended wire-end ferrule | H1,5/10 |
| Reference text | The outside diameter of the plastic collar should not be larger than the pitch (P), Length of ferrules is to be chosen depending on the product and the rated voltage. | | |

Rated data acc. to IEC

| | | | |
|---|------------------------|---|-------------------|
| tested acc. to standard | IEC 60664-1, IEC 61984 | Rated current, min. number of poles (Tu=20°C) | 17.5 A |
| Rated current, max. number of poles (Tu=20°C) | 14.7 A | Rated current, min. number of poles (Tu=40°C) | 17.1 A |
| Rated current, max. number of poles (Tu=40°C) | 13.1 A | Rated voltage for surge voltage class / pollution degree II/2 | 320 V |
| Rated voltage for surge voltage class / pollution degree III/2 | 160 V | Rated voltage for surge voltage class / pollution degree III/3 | 160 V |
| Rated impulse voltage for surge voltage class/ pollution degree II/2 | 2.5 kV | Rated impulse voltage for surge voltage class/ pollution degree III/2 | 2.5 kV |
| Rated impulse voltage for surge voltage class/ contamination degree III/3 | 2.5 kV | Short-time withstand current resistance | 1 x 1s with 120 A |

Rated data acc. to CSA

| | | | |
|-----------------------------------|--------|-----------------------------------|--------|
| Rated voltage (Use group B / CSA) | 300 V | Rated voltage (Use group C / CSA) | 50 V |
| Rated voltage (Use group D / CSA) | 300 V | Rated current (Use group B / CSA) | 10 A |
| Rated current (Use group D / CSA) | 10 A | Wire cross-section, AWG, min. | AWG 16 |
| Wire cross-section, AWG, max. | AWG 26 | | |

Rated data acc. to UL 1059

| | | | |
|---------------------------------------|--------|---------------------------------------|--|
| Institute (cURus) | CURUS | Certificate No. (cURus) | E60693 |
| Rated voltage (Use group B / UL 1059) | 300 V | Rated voltage (Use group C / UL 1059) | 50 V |
| Rated voltage (Use group D / UL 1059) | 300 V | Rated current (Use group B / UL 1059) | 10 A |
| Rated current (Use group D / UL 1059) | 10 A | Wire cross-section, AWG, min. | AWG 26 |
| Wire cross-section, AWG, max. | AWG 16 | Reference to approval values | Specifications are maximum values, details - see approval certificate. |

Packing

| | | | |
|-----------|----------|------------|-----------|
| Packaging | Box | VPE length | 155.00 mm |
| VPE width | 64.00 mm | VPE height | 38.00 mm |

Type tests

| | | |
|------------------------------|------------|---|
| Visual and dimensional test | Standard | IEC 605 12-1-1:2002-02 |
| | Test | dimensional inspection |
| | Evaluation | passed |
| | Standard | IEC 605 12-1-2:2002-02 |
| | Test | weight check |
| | Evaluation | passed |
| Test: Durability of markings | Standard | IEC 61984:2001-10 section 6.2 |
| | Test | visual examination |
| | Evaluation | passed |
| | Standard | IEC 60068-2-70:1995-12 test Xb |
| | Test | mark of origin, type identification, pitch, type of material, date clock, approval marking UL, approval marking CSA |
| | Evaluation | available |
| | Test | durability |

BLF 3.50/04/180FQV SN BK BX

Weidmüller Interface GmbH & Co. KG
 Klingenbergstraße 26
 D-32758 Detmold
 Germany

www.weidmueller.com

Technical data

| | | | | |
|---|---|--|-------------------------------|--|
| Test: Misengagement (Non-interchangeability) | Evaluation | passed | | |
| | Standard | IEC 60512-13-5:2006-02 | | |
| | Test | 180° turned with coding elements | | |
| | Evaluation | passed | | |
| | Test | 180° turned without coding elements | | |
| | Evaluation | passed | | |
| | Test | visual examination | | |
| Test: Clampable cross section | Evaluation | passed | | |
| | Standard | IEC 60999-1:1999-11 section 9.1, IEC 60947-1:2011-03 section 8.2.4.5.1 | | |
| | Conductor type | Type of conductor and conductor cross-section | solid 0.14 mm ² | |
| | | Type of conductor and conductor cross-section | stranded 0.14 mm ² | |
| | | Type of conductor and conductor cross-section | solid 1.5 mm ² | |
| | | Type of conductor and conductor cross-section | stranded 1.5 mm ² | |
| | | Type of conductor and conductor cross-section | AWG 26/1 | |
| | | Type of conductor and conductor cross-section | AWG 26/19 | |
| | | Type of conductor and conductor cross-section | AWG 16/1 | |
| | | Type of conductor and conductor cross-section | AWG 16/19 | |
| | Evaluation | passed | | |
| Test for damage to and accidental loosening of conductors | Standard | IEC 60999-1:1999-11 section 9.4 bzw. section 8.10 | | |
| | Requirement | 0.2 kg | | |
| | Conductor type | Type of conductor and conductor cross-section | AWG 26/1 | |
| | | Type of conductor and conductor cross-section | AWG 26/19 | |
| | Evaluation | passed | | |
| | Requirement | 0.3 kg | | |
| | Conductor type | Type of conductor and conductor cross-section | H05V-U0.5 | |
| | | Type of conductor and conductor cross-section | H05V-K0.5 | |
| | Evaluation | passed | | |
| | Requirement | 0.4 kg | | |
| Conductor type | Type of conductor and conductor cross-section | H07V-U1.5 | | |
| | Type of conductor and conductor cross-section | H07V-K1.5 | | |
| | Type of conductor and conductor cross-section | AWG 16/1 | | |

BLF 3.50/04/180FQV SN BK BX

Weidmüller Interface GmbH & Co. KG
 Klingenbergstraße 26
 D-32758 Detmold
 Germany

www.weidmueller.com

Technical data

| | | | | |
|---|----------------|---|-----------|--|
| | | Type of conductor and conductor cross-section | AWG 16/19 | |
| Pull-out test | Evaluation | passed | | |
| | Standard | IEC 60999-1:1999-11 section 9.5 | | |
| | Requirement | ≥10 N | | |
| | Conductor type | Type of conductor and conductor cross-section | AWG 26/1 | |
| | | Type of conductor and conductor cross-section | AWG 26/19 | |
| | Evaluation | passed | | |
| | Requirement | ≥20 N | | |
| | Conductor type | Type of conductor and conductor cross-section | H05V-U0.5 | |
| | | Type of conductor and conductor cross-section | H05V-K0.5 | |
| | Evaluation | passed | | |
| | Requirement | ≥40 N | | |
| | Conductor type | Type of conductor and conductor cross-section | H07V-U1.5 | |
| | | Type of conductor and conductor cross-section | H07V-K1.5 | |
| | | Type of conductor and conductor cross-section | AWG 16/1 | |
| Type of conductor and conductor cross-section | | AWG 16/19 | | |
| Evaluation | passed | | | |

Important note

IPC conformity Conformity: The products are developed, manufactured and delivered according international recognized standards and norms and comply with the assured properties in the data sheet resp. fulfill decorative properties in accordance with IPC-A-610 "Class 2". Further claims on the products can be evaluated on request.

- Notes**
- Additional variants on request
 - Gold-plated contact surfaces on request
 - Rated current related to rated cross-section & min. No. of poles.
 - Wire end ferrule without plastic collar to DIN 46228/1
 - Wire end ferrule with plastic collar to DIN 46228/4
 - P on drawing = pitch
 - Rated data refer only to the component itself. Clearance and creepage distances to other components are to be designed in accordance with the relevant application standards.
 - In accordance with IEC 61984, OMNIMATE-connectors are connectors without breaking capacity (COC). During designated use, connectors are not allowed to be engaged or disengaged when live or under load
 - Long term storage of the product with average temperature of 50 °C and maximum humidity 70%, 36 months

Classifications

| | | | |
|-------------|-------------|-------------|-------------|
| ETIM 8.0 | EC002638 | ETIM 9.0 | EC002638 |
| ETIM 10.0 | EC002638 | ECLASS 14.0 | 27-46-02-02 |
| ECLASS 15.0 | 27-46-02-02 | | |

BLF 3.50/04/180FQV SN BK BX

Weidmüller Interface GmbH & Co. KG
 Klingenbergstraße 26
 D-32758 Detmold
 Germany

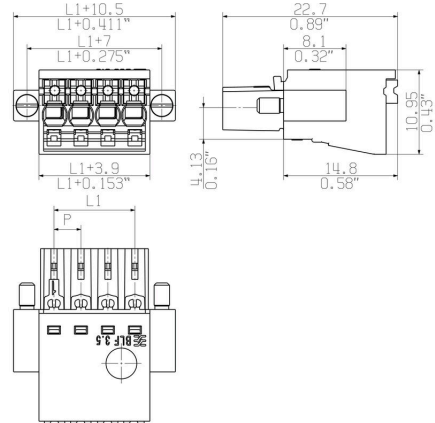
www.weidmueller.com

Drawings

Product image



Dimensional drawing



Derating curve



Derating curve



Product benefits



Solid PUSH IN contactSafe and durable


BLF 3.50/04/180FQV SN BK BX

Weidmüller Interface GmbH & Co. KG
 Klingenbergstraße 26
 D-32758 Detmold
 Germany

Accessories

www.weidmueller.com

Cross-connections



The distribution or multiplication of a potential to adjoining terminal blocks is realized via a cross-connection. Additional wiring effort can be easily avoided. Even if the poles are broken out, contact reliability in the terminal blocks is still ensured. Our portfolio offers pluggable and screwable cross-connection systems for modular terminal blocks.

General ordering data

| | | |
|------------|----------------------------|--------------------------------------|
| Type | ZQV 1.5N/R3.5/2 GE | Version |
| Order No. | 1754210000 | Accessories, Cross-connector, 17.5 A |
| GTIN (EAN) | 4032248027422 | |
| Qty. | 50 ST | |
| Type | ZQV 1.5N/R3.5/3 GE | Version |
| Order No. | 1754220000 | Accessories, Cross-connector, 17.5 A |
| GTIN (EAN) | 4032248065608 | |
| Qty. | 50 ST | |
| Type | ZQV 1.5N/R3.5/4 GE | Version |
| Order No. | 1754230000 | Accessories, Cross-connector, 17.5 A |
| GTIN (EAN) | 4032248103874 | |
| Qty. | 20 ST | |

BLF 3.50/04/180FQV SN BK BX

Weidmüller Interface GmbH & Co. KG
 Klingenbergstraße 26
 D-32758 Detmold
 Germany

www.weidmueller.com

Counterpart

SL 3.50/135F




Pin headers for wave soldering in 3.50 mm pitch

- Plugging direction is parallel (90°), straight 180° or angled (135°) to the PCB
- Housing variant: screw flange (F)
- Packed in a cardboard box (BX)
- Pin header can be coded

General ordering data

| | | |
|------------|----------------------------|--|
| Type | SL 3.50/04/135F 3.2SN O... | Version |
| Order No. | 1643350000 | PCB plug-in connector, male header, Flange, THT solder connection, |
| GTIN (EAN) | 4008190282110 | 3.50 mm, Number of poles: 4, 135°, Solder pin length (l): 3.2 mm, |
| Qty. | 84 ST | tinned, orange, Box |

SL 3.50/180F




Pin headers for wave soldering in 3.50 mm pitch

- Plugging direction is parallel (90°), straight 180° or angled (135°) to the PCB
- Housing variant: screw flange (F)
- Packed in a cardboard box (BX)
- Pin header can be coded

General ordering data

| | | |
|------------|----------------------------|--|
| Type | SL 3.50/04/180F 3.2SN O... | Version |
| Order No. | 1607520000 | PCB plug-in connector, male header, Flange, THT solder connection, |
| GTIN (EAN) | 4008190039097 | 3.50 mm, Number of poles: 4, 180°, Solder pin length (l): 3.2 mm, |
| Qty. | 100 ST | tinned, orange, Box |

SL 3.50/90F



Pin headers for wave soldering in 3.50 mm pitch

- Plugging direction is parallel (90°), straight 180° or angled (135°) to the PCB
- Housing variant: screw flange (F)
- Packed in a cardboard box (BX)
- Pin header can be coded

General ordering data

| | | |
|------------|----------------------------|--|
| Type | SL 3.50/04/90F 3.2SN OR... | Version |
| Order No. | 1607060000 | PCB plug-in connector, male header, Flange, THT solder connection, |
| GTIN (EAN) | 4008190131661 | 3.50 mm, Number of poles: 4, 90°, Solder pin length (l): 3.2 mm, |
| Qty. | 100 ST | tinned, orange, Box |

BLF 3.50/04/180FQV SN BK BX

Weidmüller Interface GmbH & Co. KG
 Klingenbergstraße 26
 D-32758 Detmold
 Germany

Counterpart

www.weidmueller.com

SLD 3.50/90F



Two-tier pin header for wave soldering in 3.50 mm pitch. The connector is available in open, closed and flange versions. The male connectors provide space for labelling and can be coded. Packed in a cardboard box.

General ordering data

| | | |
|------------|----------------------------|--|
| Type | SLD 3.50/08/90F 3.2SN O... | Version |
| Order No. | 1633830000 | PCB plug-in connector, male header, Flange, THT solder connection, |
| GTIN (EAN) | 4008190258283 | 3.50 mm, Number of poles: 8, 90°, Solder pin length (l): 3.2 mm, |
| Qty. | 50 ST | tinned, orange, Box |

SLD 3.50V/180F



Double-level, staggered pin header for wave soldering at 3.50 mm pitch. They are available in closed and flanged versions. The male connectors provide space for labelling and can be coded.

General ordering data

| | | |
|------------|----------------------------|--|
| Type | SLD 3.50 V/08/180F 3.2 ... | Version |
| Order No. | 1641250000 | PCB plug-in connector, male header, Flange, THT solder connection, |
| GTIN (EAN) | 4008190279653 | 3.50 mm, Number of poles: 8, 180°, Solder pin length (l): 3.2 mm, |
| Qty. | 50 ST | tinned, orange, Box |

SLD 3.50V/90F



Double-level, staggered pin header for wave soldering at 3.50 mm pitch. They are available in closed and flanged versions. The male connectors provide space for labelling and can be coded.

General ordering data

| | | |
|------------|----------------------------|--|
| Type | SLD 3.50 V/08/90F 3.2 S... | Version |
| Order No. | 1642380000 | PCB plug-in connector, male header, Flange, THT solder connection, |
| GTIN (EAN) | 4008190280901 | 3.50 mm, Number of poles: 8, 90°, Solder pin length (l): 3.2 mm, |
| Qty. | 50 ST | tinned, orange, Box |

BLF 3.50/04/180FQV SN BK BX

Weidmüller Interface GmbH & Co. KG
Klingenbergstraße 26
D-32758 Detmold
Germany

www.weidmueller.com

Counterpart

SL-SMT 3.5/180F Box



- High-temperature-resistant male header, 3.50 mm pitch.
- Plugging direction parallel (90°), straight 180° or angled (135°) to PCB
 - Housing variants: closed side (G), screw flange (F), solder flange (LF) or snap-on solder flange (RF)
 - Optimised for the SMT process
 - Pin length 3.2 mm universal for all soldering methods
 - Pin length 1.5 mm optimised for reflow soldering methods
 - Packed either in a box (BX) or tape-on-reel (RL)
 - Male header can be coded

General ordering data

| | | |
|------------|----------------------------|---|
| Type | SL-SMT 3.50/04/180F 1.5... | Version |
| Order No. | 1760982001 | PCB plug-in connector, male header, Flange, THT/THR solder |
| GTIN (EAN) | 4032248131556 | connection, 3.50 mm, Number of poles: 4, 180°, Solder pin length (l): |
| Qty. | 84 ST | 1.5 mm, tinned, black, Box |
| Type | SL-SMT 3.50/04/180F 3.2... | Version |
| Order No. | 1842790000 | PCB plug-in connector, male header, Flange, THT/THR solder |
| GTIN (EAN) | 4032248354153 | connection, 3.50 mm, Number of poles: 4, 180°, Solder pin length (l): |
| Qty. | 84 ST | 3.2 mm, tinned, black, Box |

SL-SMT 3.5/90F Box



- High-temperature-resistant male header, 3.50 mm pitch.
- Plugging direction parallel (90°), straight 180° or angled (135°) to PCB
 - Housing variants: closed side (G), screw flange (F), solder flange (LF) or snap-on solder flange (RF)
 - Optimised for the SMT process
 - Pin length 3.2 mm universal for all soldering methods
 - Pin length 1.5 mm optimised for reflow soldering methods
 - Packed either in a box (BX) or tape-on-reel (RL)
 - Male header can be coded

General ordering data

| | | |
|------------|----------------------------|--|
| Type | SL-SMT 3.50/04/90F 3.2S... | Version |
| Order No. | 1842100000 | PCB plug-in connector, male header, Flange, THT/THR solder |
| GTIN (EAN) | 4032248353453 | connection, 3.50 mm, Number of poles: 4, 90°, Solder pin length (l): |
| Qty. | 84 ST | 3.2 mm, tinned, black, Box |

BLF 3.50/04/180FQV SN BK BX

Weidmüller Interface GmbH & Co. KG
 Klingenbergstraße 26
 D-32758 Detmold
 Germany

www.weidmueller.com

Counterpart

SL-THR 3.5/135F



High-temperature-resistant male header, 3.50 mm pitch.

- Plugging direction parallel (90°), straight 180° or angled (135°) to PCB
- Housing variants: closed side (G), screw flange (F), solder flange (LF) or snap-on solder flange (RF)
- Optimised for the SMT process
- Pin length 3.2 mm universal for all soldering methods
- Pin length 1.5 mm optimised for reflow soldering methods
- Packed either in a box (BX) or tape-on-reel (RL)
- Male header can be coded

General ordering data

| | | |
|------------|----------------------------|---|
| Type | SL-SMT 3.50/04/135F 3.2... | Version |
| Order No. | 1003530000 | PCB plug-in connector, male header, Flange, THT/THR solder |
| GTIN (EAN) | 4032248700165 | connection, 3.50 mm, Number of poles: 4, 135°, Solder pin length (l): |
| Qty. | 84 ST | 3.2 mm, tinned, black, Box |