


SAIE-M12SL-0.3VFM16-2.5**Weidmüller Interface GmbH & Co. KG**

Klingenbergstraße 26

D-32758 Detmold

Germany

www.weidmueller.com



Your peripheral devices should be supplied with greater power. With our new M12 plug-in connector, more than 250 V and 2 A is possible without problems. The compact A-, K-, L-, S- and T-coded M12 plug-in connectors are designed for the transmission of up to 630 V AC or 60 V DC and 12 A.

General ordering data

Version	Built-in plugs, M12, pin, straight, Mounting thread: M 16 x 1.5, Number of poles: 5, Strand / cable length: 0.3 m, Front mounting
Order No.	2530790000
Type	SAIE-M12SL-0.3VFM16-2.5
GTIN (EAN)	4050118540918
Qty.	1 items

SAIE-M12SL-0.3VFM16-2.5

Weidmüller Interface GmbH & Co. KG
Klingenbergstraße 26
D-32758 Detmold
Germany

www.weidmueller.com

Technical data

Approvals

Approvals



ROHS	Conform
UL File Number Search	UL Website
Certificate No. (cURus)	E307231

Dimensions and weights

Net weight	50 g
------------	------

Environmental Product Compliance

RoHS Compliance Status	Compliant with exemption
RoHS Exemption (if applicable/known)	6c
REACH SVHC	Lead 7439-92-1
SCIP	ebf89fc8-a87f-4691-b87a-dfb9921774b4

Technical specifications for cable

Core cross-section	2.5 mm ²	Strand / cable length	0.3 m
Colour coding	brown, red, blue, black, grey	Number of poles	5

Technical data customisable plug-in connectors

Number of poles	5	Coding	L-coded
Contact surface	Gold-plated	Housing main material	Zinc diecast
Contact material	Cu	Nominal voltage	63 V
Nominal current	16 A	Protection degree	IP67, when screwed in
Temperature range of housing	-40 ... +85 °C		

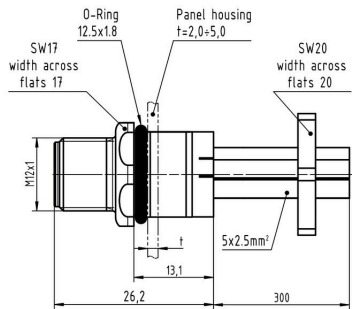
General data

Number of poles	5	Coding	L-coded
Connection thread	M12	Contact surface	Gold-plated
Core cross-section	2.5 mm ²	Housing main material	Zinc diecast
Contact material	Cu	Type of mounting	Front mounting
Nominal voltage	63 V	Nominal current	16 A
Protection degree	IP67, when screwed in	Connection 1	M12
Connection 2	Flying wires	Strand / cable length	0.3 m
Mounting thread	M 16 x 1.5	Temperature range of housing	-40 ... +85 °C
Conductor O.D.	-		

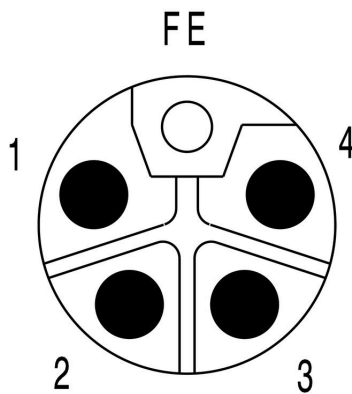
Classifications

ETIM 8.0	EC003570	ETIM 9.0	EC003570
ETIM 10.0	EC003570	ECLASS 14.0	27-44-01-03
ECLASS 15.0	27-44-01-03		

Dimensioned drawing



Pole scheme



Wiring diagram



Installation cut-out

