

WPD 305 3X35/6X25+9X16 3XBL

Weidmüller Interface GmbH & Co. KG
Klingenbergstraße 26
D-32758 Detmold
Germany

www.weidmueller.com

Product image

Our WPD 1XX distribution blocks are used in all situations where power is supplied and distributed. Their user-friendly design creates a better overview and enables Rapid, efficient implementation of space-saving power distribution.

General ordering data

| | |
|------------|--|
| Version | Potential distributor terminal, Screw connection, blue, 35 mm ² , 214 A, 1000 V, Number of connections: 18, Number of levels: 1 |
| Order No. | 2521770000 |
| Type | WPD 305 3X35/6X25+9X16 3XBL |
| GTIN (EAN) | 4050118534115 |
| Qty. | 1 items |

WPD 305 3X35/6X25+9X16 3XBL

Weidmüller Interface GmbH & Co. KG
Klingenbergstraße 26
D-32758 Detmold
Germany

www.weidmueller.com

Technical data

Approvals

Approvals



ROHS Conform

Dimensions and weights

| | | | |
|------------|----------|-----------------|-------------|
| Depth | 53.7 mm | Depth (inches) | 2.1142 inch |
| Height | 70 mm | Height (inches) | 2.7559 inch |
| Width | 106.8 mm | Width (inches) | 4.2047 inch |
| Net weight | 433 g | | |

Temperatures

| | | | |
|----------------------------------|----------------|----------------------------------|----------------|
| Storage temperature | -25 °C...55 °C | Ambient temperature | -50 °C...85 °C |
| Continuous operating temp., min. | -50 °C | Continuous operating temp., max. | 130 °C |

Environmental Product Compliance

| | |
|--------------------------------------|--------------------------------------|
| RoHS Compliance Status | Compliant with exemption |
| RoHS Exemption (if applicable/known) | 6c |
| REACH SVHC | Lead 7439-92-1 |
| SCIP | 9b5f0838-1f0b-4c14-9fc7-3f5e6ee75be2 |

Material data

| | | | |
|---------------------------|-------|--------|------|
| Basic material | Wemid | Colour | blue |
| UL 94 flammability rating | V-0 | | |

System specifications

| | | | |
|-------------------------------------|------------------|-------------------------------|-----------------------|
| Version | Screw connection | End cover plate required | No |
| Number of potentials | 3 | Number of levels | 1 |
| Number of clamping points per level | 2 | Number of potentials per tier | 3 |
| Levels cross-connected internally | Yes | Mounting rail | Mounting plate, TS 35 |
| PE function | No | PEN function | No |

Additional technical data

| | | | |
|--------------------------|--------|---------------------|--------------------------------|
| Open sides | closed | Installation advice | Terminal rail / mounting plate |
| Explosion-tested version | Yes | Type of mounting | Snap-on |

Conductors for clamping (additional connection)

Connection type, additional connection Screw connection

Conductors for clamping (rated connection)

| | | | |
|---|------------------|----------------------|------------------|
| Wire connection cross section AWG, max. | AWG 2 | Connection direction | on side |
| Type of connection 2 | Screw connection | Type of connection | Screw connection |

WPD 305 3X35/6X25+9X16 3XBL

Weidmüller Interface GmbH & Co. KG
 Klingenbergstraße 26
 D-32758 Detmold
 Germany

www.weidmueller.com

Technical data

| | | | |
|---|---------------------|---|--------------------|
| Number of connections | 18 | Clamping range, max. | 35 mm ² |
| Clamping range, min. | 1.5 mm ² | Wire connection cross section AWG, min. | AWG 16 |
| Wire connection cross-section, finely stranded with wire-end ferrules DIN 46228/4, min. | 1.5 mm ² | Wire connection cross-section, finely stranded with wire-end ferrules DIN 46228/1, max. | 25 mm ² |
| Wire connection cross-section, finely stranded with wire-end ferrules DIN 46228/1, min. | 1.5 mm ² | Wire connection cross section, finely stranded, max. | 0 mm ² |
| Wire connection cross section, finely stranded, min. | 1.5 mm ² | Connection cross-section, stranded, max. | 35 mm ² |
| Connection cross-section, stranded, min. | 1.5 mm ² | Wire connection cross-section, solid core, max. | 35 mm ² |
| Wire connection cross-section, solid core, min. | 1.5 mm ² | | |

General

| | | | |
|---------------------|--------------------------------|---|-----------------------|
| Number of poles | 3 | Wire connection cross section AWG, max. | AWG 2 |
| Installation advice | Terminal rail / mounting plate | Wire connection cross section AWG, min. | AWG 16 |
| Standards | IEC 60947-7-1, UL 1059 | Mounting rail | Mounting plate, TS 35 |

Rating data

| | | | |
|---------------------|------------------------|--------------------------|--------|
| Rated cross-section | 35 mm ² | Rated voltage | 1000 V |
| Rated AC voltage | 1000 V | Rated DC voltage | 1000 V |
| Nominal current | 214 A | Current at maximum wires | 214 A |
| Standards | IEC 60947-7-1, UL 1059 | | |

Important note

Product information The socket complies with flammability class V-2 according to UL94.

Classifications

| | | | |
|-------------|-------------|-------------|-------------|
| ETIM 8.0 | EC000897 | ETIM 9.0 | EC000897 |
| ETIM 10.0 | EC000897 | ECLASS 14.0 | 27-25-01-19 |
| ECLASS 15.0 | 27-25-01-19 | | |

WPD 305 3X35/6X25+9X16 3XBL

Weidmüller Interface GmbH & Co. KG
 Klingenbergstraße 26
 D-32758 Detmold
 Germany

www.weidmueller.com

Drawings



Conductor connection data according to IEC 60947-7-1 (Cu)

| Input | connection point A | |
|---------------------|--------------------|-----------|
| | Copper | Aluminum* |
| 35 mm ² | 3.5 Nm | 11.3 Nm |
| 25 mm ² | 3.5 Nm | 11.3 Nm |
| 16 mm ² | | |
| 10 mm ² | | |
| 6 mm ² | | |
| 4 mm ² | | |
| 2.5 mm ² | | |
| Stripping lengths | 19 mm | |
| Allen screw | M5 | |



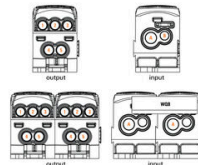
| Output | connection point 1/2/3 | | connection point 4/5 | | connection point B | |
|---------------------|------------------------|-----------|----------------------|-----------|--------------------|-----------|
| | Copper | Aluminum* | Copper | Aluminum* | Copper | Aluminum* |
| 25 mm ² | | | 2.5 Nm | 5.1 Nm | 2.5 Nm | 5.1 Nm |
| 16 mm ² | | | 2 Nm | 5.1 Nm | 2.5 Nm | 5.1 Nm |
| 10 mm ² | | | | | | |
| 6 mm ² | | | | | | |
| 4 mm ² | | | | | | |
| 2.5 mm ² | | | | | | |
| Stripping lengths | 12 mm | | 14 mm | | 19 mm | |
| Allen screw | M5 | | M5 | | M5 | |

* Values according to UL 1059

Stranded Solid Flexible with ferrule Sector shaped

Conductor connection data according to UL 1059 (Al-Cu)

| Input (line) | connection point A | |
|-----------------------|--------------------|-------------|
| | Copper | Aluminum |
| AWG 2 | | 100 lb. in. |
| AWG 4 | | 100 lb. in. |
| AWG 6 | 31 lb. in. | |
| AWG 8 | 31 lb. in. | |
| AWG 10 | | |
| AWG 12 | | |
| max. current | 115 A | 85 A |
| Voltage size B.C (UR) | 600 V | |

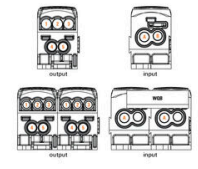


| Output (load) | connection point 1/2/3 | | connection point 4/5 | | connection point B | |
|-----------------------|------------------------|--------------|----------------------|--------------|--------------------|--------------|
| | Copper | Aluminum | Copper | Aluminum | Copper | Aluminum |
| AWG 4 | | 45.1 lb. in. | | 45.1 lb. in. | | 45.1 lb. in. |
| AWG 6 | | 45.1 lb. in. | | 45.1 lb. in. | | 45.1 lb. in. |
| AWG 8 | | | | | | |
| AWG 10 | | | | | | |
| AWG 12 | 22.1 lb. in. | 22.1 lb. in. | 22.1 lb. in. | 22.1 lb. in. | 22.1 lb. in. | 22.1 lb. in. |
| AWG 14 | | | | | | |
| AWG 16 | | | | | | |
| max. current | 85 A | 50 A | 85 A | 50 A | 85 A | 50 A |
| Voltage size B.C (UR) | 600 V | | | | | |

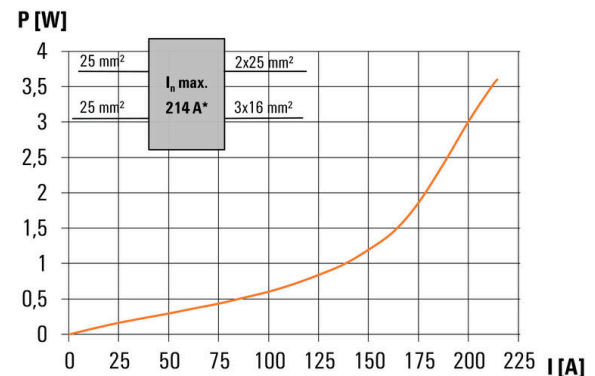
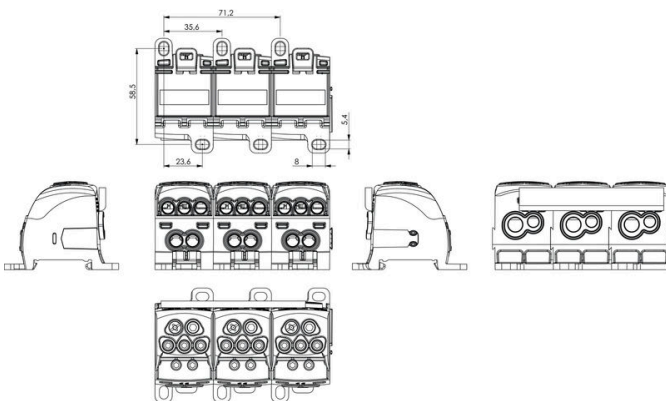
Stranded Solid Flexible with ferrule Sector shaped

CSA Rating data according to CSA 22.2 No. 158

| Certificate No. (CSA) | 209932 | | | |
|-----------------------|------------|--------------|--------------|--------------|
| | Input CP-A | CP-1/2/3 | CP-4/5 | CP-B |
| AWG 4 | | | | |
| AWG 6 | 31 lb. in. | | | |
| AWG 8 | | 22.1 lb. in. | | |
| AWG 10 | | 22.1 lb. in. | | |
| AWG 12 | | | 22.1 lb. in. | |
| AWG 14 | | | | 22.1 lb. in. |
| max. current | 115 A | 85 A | 85 A | 85 A |
| Voltage size C (CSA) | 600 V | | | |



Stranded Solid Flexible with ferrule Sector shaped



WPD 305 3X35/6X25+9X16 3XBL

Weidmüller Interface GmbH & Co. KG
Klingenbergstraße 26
D-32758 Detmold
Germany

www.weidmueller.com

Accessories

Cross-connections



The distribution or multiplication of a potential to adjoining terminal blocks is realized via a cross-connection. Additional wiring effort can be easily avoided. Even if the poles are broken out, contact reliability in the terminal blocks is still ensured. Our portfolio offers pluggable and screwable cross-connection systems for modular terminal blocks.

General ordering data

| | | | |
|------------|----------------------------|---|--|
| Type | WQB WPD X05/2 | Version | |
| Order No. | 1561960000 | Cross-connector (terminal), Plugged, grey, 135 A, Number of poles: 2, | |
| GTIN (EAN) | 4050118367140 | Pitch in mm (P): 35.60, Insulated: Yes, Width: 52.8 mm | |
| Qty. | 20 ST | | |
| Type | WQB WPD X05/3 | Version | |
| Order No. | 1561970000 | Cross-connector (terminal), Plugged, grey, 135 A, Number of poles: 3, | |
| GTIN (EAN) | 4050118367133 | Pitch in mm (P): 35.60, Insulated: Yes, Width: 88.4 mm | |
| Qty. | 20 ST | | |

Socket wrench sets

Allen key made from fully hardened, high-alloy chromium-vanadium- steel, acc. to DIN ISO 2936 L (DIN 911), high-quality refined surface.



General ordering data

| | | | |
|------------|----------------------------|-----------------|--|
| Type | SKS 2,0-8,0 MR | Version | |
| Order No. | 9008870000 | socket wrenches | |
| GTIN (EAN) | 4032248266623 | | |
| Qty. | 1 ST | | |

Crosshead screwdriver Pozidriv



Crosshead screwdriver, Pozidriv, SDK PZ DIN 5262, ISO 8764/2-PZ, output to ISO 8764/1-PZ, ChromTop tip, SoftFinish grip

WPD 305 3X35/6X25+9X16 3XBL

Weidmüller Interface GmbH & Co. KG
 Klingenbergstraße 26
 D-32758 Detmold
 Germany

www.weidmueller.com

Accessories

General ordering data

| | | | |
|------------|----------------------------|---------|--------------------------|
| Type | SDK PZ2 | Version | |
| Order No. | 9008540000 | Version | Screwdriver, Screwdriver |
| GTIN (EAN) | 4032248056538 | | |
| Qty. | 1 ST | | |

Custom printing



ESG is the tried-and-tested marker in MultiCard format for use on many well-known electrical devices. The result is high-quality device marking with a high-contrast appearance.

Various types are available for devices from manufacturers like Siemens, ABB, Beckhoff etc.

Advantages at a glance:

- Tags for universal usage, self-adhesive or clip-on tags, depending on type
- For aligned equipment, e.g. circuit breakers, we supply ESG markers for clipping onto tag rails
- Individual laser-quality printing according to specifications

For custom printing: Please send us a file of our labeling software M-Print PRO or M-Print PRO Online (without installation) for your labeling specifications.

General ordering data

| | | | |
|------------|----------------------------|---------|--|
| Type | ESG 9/17 K MC SDR | Version | |
| Order No. | 1674770000 | Version | ESG, Device markers x 17 mm, PA 66, Colour: To customer specification, Self-adhesive |
| GTIN (EAN) | 4008190447656 | | |
| Qty. | 40 ST | | |

Marker holder



The marker holder offer the possibility of additional mounting of standard markers with a pitch of 5 or 5.1 mm. The angled holders can be optionally snapped together and could be mounted in all standard marking channels of the Klippon® Connect modular terminal blocks. Fitting marker types could be found under the respective accessories of the designation marking holder.

General ordering data

| | | | |
|------------|----------------------------|---------|----------------------------|
| Type | BZT 1 WS 10/5 | Version | |
| Order No. | 1805490000 | Version | Accessories, Marker holder |
| GTIN (EAN) | 4032248270231 | | |
| Qty. | 100 ST | | |
| Type | BZT 1 ZA WS 10/5 | Version | |
| Order No. | 1805520000 | Version | Accessories, Marker holder |
| GTIN (EAN) | 4032248270248 | | |
| Qty. | 100 ST | | |