

WPD 205 2X35/4X25+6X16 2XBL

Weidmüller Interface GmbH & Co. KG
 Klingenbergstraße 26
 D-32758 Detmold
 Germany

www.weidmueller.com

Product image


Our WPD 1XX distribution blocks are used in all situations where power is supplied and distributed. Their user-friendly design creates a better overview and enables Rapid, efficient implementation of space-saving power distribution.

General ordering data

Version	Potential distributor terminal, Screw connection, blue, 35 mm ² , 214 A, 1000 V, Number of connections: 12, Number of levels: 1
Order No.	2519470000
Type	WPD 205 2X35/4X25+6X16 2XBL
GTIN (EAN)	4050118531787
Qty.	1 items

WPD 205 2X35/4X25+6X16 2XBL

Weidmüller Interface GmbH & Co. KG
Klingenbergstraße 26
D-32758 Detmold
Germany

www.weidmueller.com

Technical data

Approvals

Approvals



ROHS Conform

Dimensions and weights

Depth	53.7 mm	Depth (inches)	2.1142 inch
Height	70 mm	Height (inches)	2.7559 inch
Width	71.2 mm	Width (inches)	2.8031 inch
Net weight	288 g		

Temperatures

Storage temperature	-25 °C...55 °C	Ambient temperature	-50 °C...85 °C
Continuous operating temp., min.	-50 °C	Continuous operating temp., max.	130 °C

Environmental Product Compliance

RoHS Compliance Status	Compliant with exemption
RoHS Exemption (if applicable/known)	6c
REACH SVHC	Lead 7439-92-1
SCIP	9b5f0838-1f0b-4c14-9fc7-3f5e6ee75be2

Material data

Basic material	Wemid	Colour	blue
UL 94 flammability rating	V-0		

System specifications

Version	Screw connection	End cover plate required	No
Number of potentials	1	Number of levels	1
Number of clamping points per level	2	Number of potentials per tier	1
Levels cross-connected internally	Yes	Mounting rail	Mounting plate, TS 35
PE function	No	PEN function	No

Additional technical data

Open sides	closed	Installation advice	Terminal rail / mounting plate
Explosion-tested version	Yes	Type of mounting	Snap-on

Conductors for clamping (additional connection)

Connection type, additional connection Screw connection

Conductors for clamping (rated connection)

Wire connection cross section AWG, max.	AWG 2	Connection direction	on side
Type of connection 2	Screw connection	Type of connection	Screw connection

WPD 205 2X35/4X25+6X16 2XBL

Weidmüller Interface GmbH & Co. KG
 Klingenbergstraße 26
 D-32758 Detmold
 Germany

www.weidmueller.com

Technical data

Number of connections	12	Clamping range, max.	35 mm ²
Clamping range, min.	1.5 mm ²	Wire connection cross section AWG, min.	AWG 16
Wire connection cross-section, finely stranded with wire-end ferrules DIN 46228/4, min.	1.5 mm ²	Wire connection cross-section, finely stranded with wire-end ferrules DIN 46228/1, max.	25 mm ²
Wire connection cross-section, finely stranded with wire-end ferrules DIN 46228/1, min.	1.5 mm ²	Wire connection cross section, finely stranded, max.	0 mm ²
Wire connection cross section, finely stranded, min.	1.5 mm ²	Connection cross-section, stranded, max.	35 mm ²
Connection cross-section, stranded, min.	1.5 mm ²	Wire connection cross-section, solid core, max.	35 mm ²
Wire connection cross-section, solid core, min.	1.5 mm ²		

General

Number of poles	2	Wire connection cross section AWG, max.	AWG 2
Installation advice	Terminal rail / mounting plate	Wire connection cross section AWG, min.	AWG 16
Standards	IEC 60947-7-1, UL 1059	Mounting rail	Mounting plate, TS 35

Rating data

Rated cross-section	35 mm ²	Rated voltage	1000 V
Rated AC voltage	1000 V	Rated DC voltage	1500 V
Nominal current	214 A	Current at maximum wires	214 A
Standards	IEC 60947-7-1, UL 1059		

Important note

Product information The socket complies with flammability class V-2 according to UL94.

Classifications

ETIM 8.0	EC000897	ETIM 9.0	EC000897
ETIM 10.0	EC000897	ECLASS 14.0	27-25-01-19
ECLASS 15.0	27-25-01-19		

WPD 205 2X35/4X25+6X16 2XBL

Weidmüller Interface GmbH & Co. KG
 Klingenbergstraße 26
 D-32758 Detmold
 Germany

www.weidmueller.com

Drawings



Conductor connection data according to IEC 60947-7-1 (Cu)

Input	connection point A	
	Copper	Aluminum*
25 mm ²	3.5 Nm	11.3 Nm
18 mm ²	3.5 Nm	11.3 Nm
16 mm ²		
10 mm ²		
6 mm ²		
4 mm ²		
2.5 mm ²		
Stripping lengths	19 mm	
Allen screw	M5	



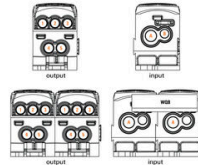
Output	connection point 1/2/3		connection point 4/5		connection point B	
	Copper	Aluminum*	Copper	Aluminum*	Copper	Aluminum*
25 mm ²						
18 mm ²						
16 mm ²						
10 mm ²						
6 mm ²						
4 mm ²						
2.5 mm ²						
1.5 mm ²						
Stripping lengths	12 mm		14 mm		19 mm	
Allen screw	M5		M5		M5	

* Values according to UL 1059

Stranded Solid Flexible with ferrule Sector shaped

Conductor connection data according to UL 1059 (Al-Cu)

Input (line)	connection point A	
	Copper	Aluminum
AWG 2		
AWG 4		100 lb. in.
AWG 6	31 lb. in.	
AWG 8	31 lb. in.	
AWG 10		
AWG 12		
max. current	115 A	85 A
Voltage size B.C (UR)	600 V	

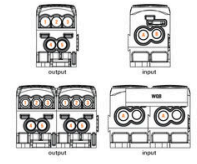


output (load)	connection point 1/2/3		connection point 4/5		connection point B	
	Copper	Aluminum	Copper	Aluminum	Copper	Aluminum
AWG 4						
AWG 6		45.1 lb. in.		45.1 lb. in.		45.1 lb. in.
AWG 8						
AWG 10	22.1 lb. in.		22.1 lb. in.		22.1 lb. in.	
AWG 12	22.1 lb. in.		22.1 lb. in.		22.1 lb. in.	
AWG 14						
AWG 16						
max. current	85 A	50 A	85 A	65 A	85 A	50 A
Voltage size B.C (UR)	600 V					

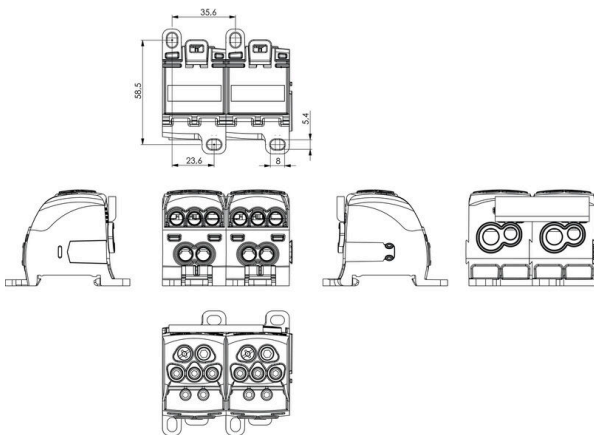
Stranded Solid Flexible with ferrule Sector shaped

CSA Rating data according to CSA 22.2 No. 158

Certificate No. (CSA)	209932			
	Input CP-A	CP-1/2/3	CP-4/5	CP-B
AWG 4				
AWG 6	31 lb. in.			
AWG 8			22.1 lb. in.	
AWG 10			22.1 lb. in.	
AWG 12				
AWG 14				
AWG 16				
max. current	115 A	85 A	85 A	85 A
Voltage size C (CSA)	600 V			



Stranded Solid Flexible with ferrule Sector shaped



WPD 205 2X35/4X25+6X16 2XBL

Weidmüller Interface GmbH & Co. KG
 Klingenbergstraße 26
 D-32758 Detmold
 Germany

www.weidmueller.com

Accessories

Cross-connections



The distribution or multiplication of a potential to adjoining terminal blocks is realized via a cross-connection. Additional wiring effort can be easily avoided. Even if the poles are broken out, contact reliability in the terminal blocks is still ensured. Our portfolio offers pluggable and screwable cross-connection systems for modular terminal blocks.

General ordering data

Type	WQB WPD X05/2	Version
Order No.	1561960000	Cross-connector (terminal), Plugged, grey, 135 A, Number of poles: 2,
GTIN (EAN)	4050118367140	Pitch in mm (P): 35.60, Insulated: Yes, Width: 52.8 mm
Qty.	20 ST	
Type	WQB WPD X05/3	Version
Order No.	1561970000	Cross-connector (terminal), Plugged, grey, 135 A, Number of poles: 3,
GTIN (EAN)	4050118367133	Pitch in mm (P): 35.60, Insulated: Yes, Width: 88.4 mm
Qty.	20 ST	

Socket wrench sets

Allen key made from fully hardened, high-alloy chromium-vanadium- steel, acc. to DIN ISO 2936 L (DIN 911), high-quality refined surface.



General ordering data

Type	SKS 2,0-8,0 MR	Version
Order No.	9008870000	socket wrenches
GTIN (EAN)	4032248266623	
Qty.	1 ST	

Crosshead screwdriver Pozidriv



Crosshead screwdriver, Pozidriv, SDK PZ DIN 5262, ISO 8764/2-PZ, output to ISO 8764/1-PZ, ChromTop tip, SoftFinish grip

WPD 205 2X35/4X25+6X16 2XBL

Weidmüller Interface GmbH & Co. KG
 Klingenbergstraße 26
 D-32758 Detmold
 Germany

www.weidmueller.com

Accessories

General ordering data

Type	SDK PZ2	Version	
Order No.	9008540000	Screwdriver, Screwdriver	
GTIN (EAN)	4032248056538		
Qty.	1 ST		

Custom printing



ESG is the tried-and-tested marker in MultiCard format for use on many well-known electrical devices. The result is high-quality device marking with a high-contrast appearance.

Various types are available for devices from manufacturers like Siemens, ABB, Beckhoff etc.

Advantages at a glance:

- Tags for universal usage, self-adhesive or clip-on tags, depending on type
- For aligned equipment, e.g. circuit breakers, we supply ESG markers for clipping onto tag rails
- Individual laser-quality printing according to specifications

For custom printing: Please send us a file of our labeling software M-Print PRO or M-Print PRO Online (without installation) for your labeling specifications.

General ordering data

Type	ESG 9/17 K MC SDR	Version	
Order No.	1674770000	ESG, Device markers x 17 mm, PA 66, Colour: To customer specification, Self-adhesive	
GTIN (EAN)	4008190447656		
Qty.	40 ST		

Marker holder



The marker holder offer the possibility of additional mounting of standard markers with a pitch of 5 or 5.1 mm. The angled holders can be optionally snapped together and could be mounted in all standard marking channels of the Klippon® Connect modular terminal blocks. Fitting marker types could be found under the respective accessories of the designation marking holder.

General ordering data

Type	BZT 1 WS 10/5	Version	
Order No.	1805490000	Accessories, Marker holder	
GTIN (EAN)	4032248270231		
Qty.	100 ST		
Type	BZT 1 ZA WS 10/5	Version	
Order No.	1805520000	Accessories, Marker holder	
GTIN (EAN)	4032248270248		
Qty.	100 ST		