

**WPD 106 1X70/2X25+3X16 BL**

**Weidmüller Interface GmbH & Co. KG**  
Klingenbergstraße 26  
D-32758 Detmold  
Germany

[www.weidmueller.com](http://www.weidmueller.com)

**Product image**

Our WPD 1XX distribution blocks are used in all situations where power is supplied and distributed. Their user-friendly design creates a better overview and enables Rapid, efficient implementation of space-saving power distribution.

**General ordering data**

Version	Potential distributor terminal, Screw connection, blue, 70 mm <sup>2</sup> , 215 A, 1000 V, Number of connections: 6, Number of levels: 1
Order No.	<a href="#">2518570000</a>
Type	WPD 106 1X70/2X25+3X16 BL
GTIN (EAN)	4050118531824
Qty.	1 items

## WPD 106 1X70/2X25+3X16 BL

**Weidmüller Interface GmbH & Co. KG**  
 Klingenbergstraße 26  
 D-32758 Detmold  
 Germany

www.weidmueller.com

## Technical data

### Approvals

Approvals



ROHS	Conform
UL File Number Search	<a href="#">UL Website</a>
Certificate No. (cURus)	E60693

### Dimensions and weights

Depth	50.4 mm	Depth (inches)	1.9842 inch
Height	74.5 mm	Height (inches)	2.9331 inch
Width	39.5 mm	Width (inches)	1.5551 inch
Net weight	200 g		

### Temperatures

Storage temperature	-25 °C...55 °C	Ambient temperature	-5 °C...40 °C
Continuous operating temp., min.	-50 °C	Continuous operating temp., max.	130 °C

### Environmental Product Compliance

RoHS Compliance Status	Compliant with exemption
RoHS Exemption (if applicable/known)	6c
REACH SVHC	Lead 7439-92-1
SCIP	9b5f0838-1f0b-4c14-9fc7-3f5e6ee75be2

### Material data

Basic material	Wemid	Colour	blue
UL 94 flammability rating	V-0		

### Rating data IECEx/ATEX

Certificate No. (ATEX)	CNEX16ATEX0005U	Certificate No. (IECEX)	IECEXCNEX16.0005U
Max. voltage (ATEX)	880 V	Current (ATEX)	160 A
Wire cross section max. (ATEX)	50 mm <sup>2</sup>	Max. voltage (IECEX)	880 V
Current (IECEX)	160 A		

### System specifications

Version	Screw connection	End cover plate required	No
Number of potentials	1	Number of levels	1
Number of clamping points per level	2	Number of potentials per tier	1
Levels cross-connected internally	Yes	Mounting rail	Mounting plate, TS 35
N-function	Yes	PE function	No
PEN function	No		

## WPD 106 1X70/2X25+3X16 BL

Weidmüller Interface GmbH &amp; Co. KG

Klingenbergstraße 26

D-32758 Detmold

Germany

www.weidmueller.com

## Technical data

## Additional technical data

Open sides	closed	Installation advice	Terminal rail / mounting plate
Explosion-tested version	Yes	Type of mounting	Snap-on

## CSA rating data

Certificate number (cCSAus)	70128467
-----------------------------	----------

## Conductors for clamping (additional connection)

Connection type, additional connection	Screw connection
--	------------------

## Conductors for clamping (rated connection)

Wire connection cross section AWG, max.	AWG 2/0	Connection direction	on side
Type of connection 2	Screw connection	Type of connection	Screw connection
Number of connections	6	Clamping range, max.	70 mm <sup>2</sup>
Clamping range, min.	1.5 mm <sup>2</sup>	Wire connection cross section AWG, min.	AWG 16
Wire connection cross-section, finely stranded with wire-end ferrules DIN 46228/4, min.	1.5 mm <sup>2</sup>	Wire connection cross-section, finely stranded with wire-end ferrules DIN 46228/1, max.	50 mm <sup>2</sup>
Wire connection cross-section, finely stranded with wire-end ferrules DIN 46228/1, min.	1.5 mm <sup>2</sup>	Wire connection cross section, finely stranded, max.	0 mm <sup>2</sup>
Wire connection cross section, finely stranded, min.	1.5 mm <sup>2</sup>	Connection cross-section, stranded, max.	70 mm <sup>2</sup>
Connection cross-section, stranded, min.	1.5 mm <sup>2</sup>	Wire connection cross-section, solid core, max.	25 mm <sup>2</sup>
Wire connection cross-section, solid core, min.	1.5 mm <sup>2</sup>		

## General

Number of poles	1	Wire connection cross section AWG, max.	AWG 2/0
Installation advice	Terminal rail / mounting plate	Wire connection cross section AWG, min.	AWG 16
Standards	IEC 60947-7-1, UL 1059	Mounting rail	Mounting plate, TS 35

## Rating data

Rated cross-section	70 mm <sup>2</sup>	Rated voltage	1000 V
Rated AC voltage	1000 V	Rated DC voltage	1500 V
Nominal current	215 A	Current at maximum wires	215 A
Standards	IEC 60947-7-1, UL 1059	Power loss in accordance with IEC 60947-7-x	4.80 W

## UL rating data

Certificate No. (cURus)	E60693
-------------------------	--------

## Important note

Product information	The socket complies with flammability class V-2 according to UL94.
---------------------	--

## WPD 106 1X70/2X25+3X16 BL

**Weidmüller Interface GmbH & Co. KG**  
Klingenbergstraße 26  
D-32758 Detmold  
Germany

[www.weidmueller.com](http://www.weidmueller.com)

## Technical data

### Classifications

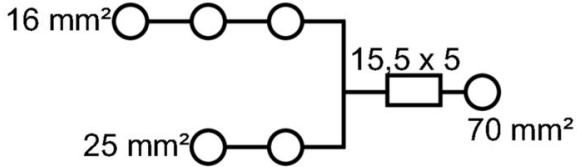
ETIM 8.0	EC000897	ETIM 9.0	EC000897
ETIM 10.0	EC000897	ECLASS 14.0	27-25-01-19
ECLASS 15.0	27-25-01-19		

## WPD 106 1X70/2X25+3X16 BL

**Weidmüller Interface GmbH & Co. KG**  
 Klingenbergstraße 26  
 D-32758 Detmold  
 Germany

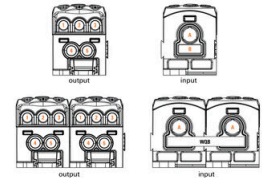
## Drawings

www.weidmueller.com



Conductor connection data according to IEC 60947-7-1 (Cu)

Input	connection point A		CP** B	
	Copper	Aluminum*	Copper	Aluminum*
10 mm²	10 Nm	10 Nm	10 Nm	10 Nm
25 mm²	10 Nm	10 Nm	10 Nm	10 Nm
35 mm²	10 Nm	10 Nm	10 Nm	10 Nm
50 mm²	10 Nm	10 Nm	10 Nm	10 Nm
70 mm²	10 Nm	10 Nm	10 Nm	10 Nm
10 mm²	2 Nm	2 Nm	2 Nm	2 Nm
16 mm²	2 Nm	2 Nm	2 Nm	2 Nm
25 mm²	2 Nm	2 Nm	2 Nm	2 Nm
35 mm²	2 Nm	2 Nm	2 Nm	2 Nm
50 mm²	2 Nm	2 Nm	2 Nm	2 Nm
70 mm²	2 Nm	2 Nm	2 Nm	2 Nm
Flat band 15.5x5 mm	18 mm	17 mm	18 mm	17 mm
Stripping lengths	MS		MS	
Allen screw	MS		MS	



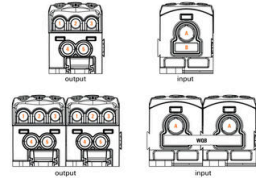
Output	connection point 1/2/3		connection point 4/5	
	Copper	Aluminum*	Copper	Aluminum*
25 mm²	2 Nm	2 Nm	2 Nm	2 Nm
10 mm²	2 Nm	2 Nm	2 Nm	2 Nm
16 mm²	2 Nm	2 Nm	2 Nm	2 Nm
25 mm²	2 Nm	2 Nm	2 Nm	2 Nm
35 mm²	2 Nm	2 Nm	2 Nm	2 Nm
50 mm²	2 Nm	2 Nm	2 Nm	2 Nm
70 mm²	2 Nm	2 Nm	2 Nm	2 Nm
Flat band 15.5x5 mm	12 mm	14 mm	12 mm	14 mm
Stripping lengths	MS		MS	
Allen screw	MS		MS	

\* Values according to UL 1059 \*\* CP - connection point

Legend: Stranded, Solid, Flexible with female, Sector shaped, Flat band

Conductor connection data according to UL 1059 (Al+Cu)

Input (line)	connection point A		CP** B	
	Copper	Aluminum	Copper	Aluminum
AWG 2/0	88.5 lb In.	129.4 lb In.	100 lb In.	100 lb In.
AWG 1/0	88.5 lb In.	129.4 lb In.	100 lb In.	100 lb In.
AWG 2	88.5 lb In.	129.4 lb In.	100 lb In.	100 lb In.
AWG 4	88.5 lb In.	129.4 lb In.	100 lb In.	100 lb In.
AWG 6	88.5 lb In.	129.4 lb In.	100 lb In.	100 lb In.
AWG 8	88.5 lb In.	129.4 lb In.	100 lb In.	100 lb In.
AWG 10	88.5 lb In.	129.4 lb In.	100 lb In.	100 lb In.
Flat band 15.5x5.2 mm	150 A	150 A	135 A	120 A
max. current	150 A	150 A	135 A	120 A
Voltage size B.C (60V)	600 V			

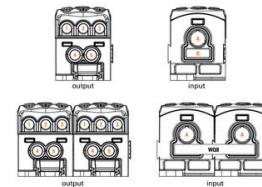


Output (leaf)	connection point 1/2/3		connection point 4/5	
	Copper	Aluminum	Copper	Aluminum
AWG 4	22.8 lb In.	22.8 lb In.	22.8 lb In.	22.8 lb In.
AWG 6	22.8 lb In.	22.8 lb In.	22.8 lb In.	22.8 lb In.
AWG 8	22.8 lb In.	22.8 lb In.	22.8 lb In.	22.8 lb In.
AWG 10	22.8 lb In.	22.8 lb In.	22.8 lb In.	22.8 lb In.
AWG 12	22.8 lb In.	22.8 lb In.	22.8 lb In.	22.8 lb In.
AWG 14	22.8 lb In.	22.8 lb In.	22.8 lb In.	22.8 lb In.
AWG 16	22.8 lb In.	22.8 lb In.	22.8 lb In.	22.8 lb In.
max. current	65 A	50 A	65 A	50 A
Voltage size B.C (60V)	600 V			

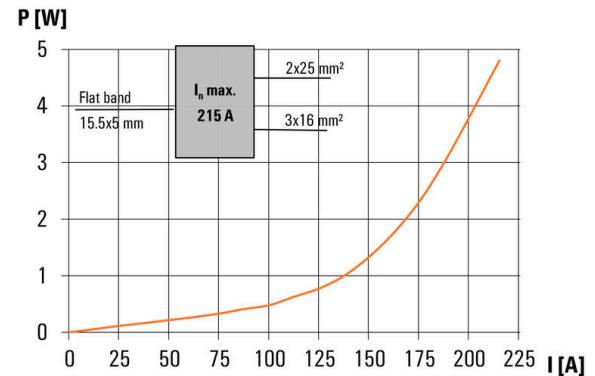
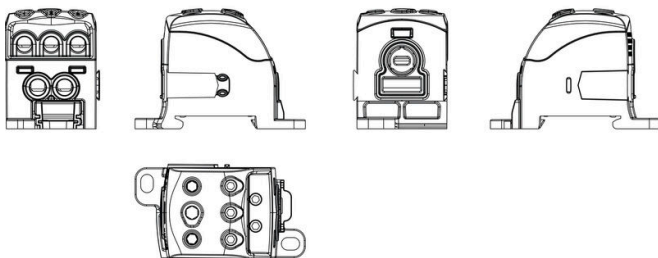
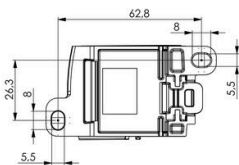
Legend: Stranded, Solid, Flexible with female, Sector shaped, Flat band

CSA rating data according to CSA 22.2 No. 158

Input	Output	
	CP* A	CP* 4/5
AWG 2/0	10 Nm	2 Nm
AWG 1/0	10 Nm	2 Nm
AWG 2	10 Nm	2 Nm
AWG 4	10 Nm	2 Nm
AWG 6	10 Nm	2 Nm
AWG 8	10 Nm	2 Nm
AWG 10	10 Nm	2 Nm
AWG 12	10 Nm	2 Nm
AWG 14	10 Nm	2 Nm
AWG 16	10 Nm	2 Nm
max. current	175 A	65 A
Voltage size C (CSA)	600 V	



Legend: Stranded, Solid, Flexible with female, Sector shaped, Flat band



## WPD 106 1X70/2X25+3X16 BL

**Weidmüller Interface GmbH & Co. KG**  
Klingenbergstraße 26  
D-32758 Detmold  
Germany

[www.weidmueller.com](http://www.weidmueller.com)

## Accessories

### Socket wrench sets



Allen key made from fully hardened, high-alloy chromium-vanadium- steel, acc. to DIN ISO 2936 L (DIN 911), high-quality refined surface.

### General ordering data

Type	SKS 2,0-8,0 MR	Version	
Order No.	<a href="#">9008870000</a>	socket wrenches	
GTIN (EAN)	4032248266623		
Qty.	1 ST		

### Slotted screwdriver



Slotted screwdriver with rounded blade SD DIN 5265, ISO 2380/2, output to DIN 5264, ISO 2380/1. ChromTop tip, SoftFinish grip

### General ordering data

Type	SDS 0.6X3.5X100	Version	
Order No.	<a href="#">9008330000</a>	Screwdriver, Screwdriver	
GTIN (EAN)	4032248056286		
Qty.	1 ST		

### Custom printing



ESG is the tried-and-tested marker in MultiCard format for use on many well-known electrical devices. The result is high-quality device marking with a high-contrast appearance.

Various types are available for devices from manufacturers like Siemens, ABB, Beckhoff etc. Advantages at a glance:

- Tags for universal usage, self-adhesive or clip-on tags, depending on type
- For aligned equipment, e.g. circuit breakers, we supply ESG markers for clipping onto tag rails
- Individual laser-quality printing according to specifications

For custom printing: Please send us a file of our labeling software M-Print PRO or M-Print PRO Online (without installation) for your labeling specifications.

## WPD 106 1X70/2X25+3X16 BL

**Weidmüller Interface GmbH & Co. KG**  
 Klingenbergstraße 26  
 D-32758 Detmold  
 Germany


www.weidmueller.com

## Accessories

### General ordering data

Type	ESG 9/17 K MC SDR	Version
Order No.	<a href="#">1674770000</a>	ESG, Device markers x 17 mm, PA 66, Colour: To customer
GTIN (EAN)	4008190447656	specification, Self-adhesive
Qty.	40 ST	

### Marker holder




The marker holder offer the possibility of additional mounting of standard markers with a pitch of 5 or 5.1 mm. The angled holders can be optionally snapped together and could be mounted in all standard marking channels of the Klippon® Connect modular terminal blocks. Fitting marker types could be found under the respective accessories of the designation marking holder.

### General ordering data

Type	BZT 1 WS 10/5	Version
Order No.	<a href="#">1805490000</a>	Accessories, Marker holder
GTIN (EAN)	4032248270231	
Qty.	100 ST	
Type	BZT 1 ZA WS 10/5	Version
Order No.	<a href="#">1805520000</a>	Accessories, Marker holder
GTIN (EAN)	4032248270248	
Qty.	100 ST	

### Cross-connections



The distribution or multiplication of a potential to adjoining terminal blocks is realized via a cross-connection. Additional wiring effort can be easily avoided. Even if the poles are broken out, contact reliability in the terminal blocks is still ensured. Our portfolio offers pluggable and screwable cross-connection systems for modular terminal blocks.

### General ordering data

Type	WQB WPD X06/2	Version
Order No.	<a href="#">1561940000</a>	Cross-connector (terminal), Plugged, grey, 215 A, Number of poles: 2,
GTIN (EAN)	4050118367126	Pitch in mm (P): 39.50, Insulated: Yes, Width: 7 mm
Qty.	3 ST	