Data sheet

WPD 304 3X25/6X16+9X10 3XBL

Weidmüller Interface GmbH & Co. KG
Klingenbergstraße 26
D-32758 Detmold
Germany

www.weidmueller.com

Product image

Our WPD 1XX distribution blocks are used in all situations where power is supplied and distributed. Their user-friendly design creates a better overview and enables Rapid, efficient implementation of space-saving power distribution.

General ordering data

Version	Potential distributor terminal, Screw connection, blue, 25 mm², 164 A, 1000 V, Number of connections: 18, Number of levels: 1
Order No.	2518340000
Type	WPD 304 3X25/6X16+9X10 3XBL
GTIN (EAN)	4050118536942
Qty.	1 items

WPD 304 3X25/6X16+9X10 3XBL

Weidmüller Interface GmbH & Co. KG
Klingenbergstraße 26
D-32758 Detmold
Germany

www.weidmueller.com

Technical data

Approvals

Approvals	
ROHS	Conform

Dimensions and weights

Depth	49 mm	Depth (inches)	1.9291 inch
Height	68 mm	Height (inches)	2.6772 inch
Width	94.5 mm	Width (inches)	3.7205 inch
Net weight	305 g		

Temperatures

Storage temperature	-25 °C...55 °C	Ambient temperature	-50 °C...85 °C
Continuous operating temp., min.	-50 °C	Continuous operating temp., max.	130 °C

Environmental Product Compliance

RoHS Compliance Status	Compliant with exemption
RoHS Exemption (if applicable/known)	6c
REACH SVHC	Lead 7439-92-1
SCIP	9b5f0838-1f0b-4c14-9fc7-3f5e6ee75be2

Material data

Basic material	Wemid	Colour	blue
UL 94 flammability rating	V-0		

System specifications

Version	Screw connection	End cover plate required	No
Number of potentials	3	Number of levels	1
Number of clamping points per level	2	Number of potentials per tier	3
Levels cross-connected internally	Yes	Mounting rail	Mounting plate, TS 35
PE function	No	PEN function	No

Additional technical data

Open sides	closed	Installation advice	Terminal rail / mounting plate
Explosion-tested version	Yes	Type of mounting	Snap-on

Conductors for clamping (additional connection)

Connection type, additional connection	Screw connection

Conductors for clamping (rated connection)

Wire connection cross section AWG, max.	AWG 4	Connection direction	on side
Type of connection 2	Screw connection	Type of connection	Screw connection

WPD 304 3X25/6X16+9X10 3XBL

Weidmüller Interface GmbH & Co. KG
Klingenbergstraße 26
D-32758 Detmold
Germany

www.weidmueller.com

Technical data

Number of connections	18	Clamping range, max.	25 mm²
Clamping range, min.	1.5 mm²	Wire connection cross section AWG, min.	AWG 16
Wire connection cross-section, finely stranded with wire-end ferrules DIN 46228/4, min.	1.5 mm²	Wire connection cross-section, finely stranded with wire-end ferrules DIN 46228/1, max.	16 mm²
Wire connection cross-section, finely stranded with wire-end ferrules DIN 46228/1, min.	1.5 mm²	Wire connection cross section, finely stranded, max.	0 mm²
Wire connection cross section, finely stranded, min.	1.5 mm²	Connection cross-section, stranded, max.	25 mm²
Connection cross-section, stranded, min.	1.5 mm²	Wire connection cross-section, solid core, max.	25 mm²
Wire connection cross-section, solid core, min.	1.5 mm²		

General

Number of poles	3	Wire connection cross section AWG, max.	AWG 4
Installation advice	Terminal rail / mounting plate	Wire connection cross section AWG, min.	AWG 16
Standards	IEC 60947-7-1, UL 1059	Mounting rail	Mounting plate, TS 35

Rating data

Rated cross-section	25 mm²	Rated voltage	1000 V
Rated AC voltage	1000 V	Rated DC voltage	1000 V
Nominal current	164 A	Current at maximum wires	164 A
Standards	IEC 60947-7-1, UL 1059	Power loss in accordance with IEC 60947-7-x	2.50 W

Important note

Product information	The socket complies with flammability class V-2 according to UL94.

Classifications

ETIM 8.0	EC000897	ETIM 9.0	EC000897
ETIM 10.0	EC000897	ECLASS 14.0	27-25-01-19
ECLASS 15.0	27-25-01-19		

WPD 304 3X25/6X16+9X10 3XBL

Weidmüller Interface GmbH & Co. KG
Klingenbergstraße 26
D-32758 Detmold
Germany

www.weidmueller.com

Drawings

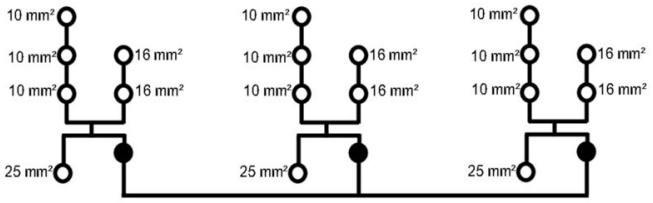

Conductor connection data according to IEC 60947-7-1 (Cu)

Input	connection point A Copper		connection point A Aluminum*	
25 mm²	2,5 Nm		5,1 Nm	
16 mm²				5,1 Nm
10 mm²		2,5 Nm		
6 mm²				
4 mm²				
2,5 mm²				
1,5 mm²				
Stripping lengths	19 mm			
Allen screw	M6			
* Values according to UL 1059				

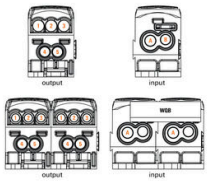

Output	connection point 1/2/3 Copper		connection point 1/2/3 Aluminum*		connection point 4/5 Copper		connection point 4/5 Aluminum*		connection point B Copper		connection point B Aluminum*	
16 mm²												
10 mm²	2 Nm		5,1 Nm				5,1 Nm				5,1 Nm	
6 mm²		2 Nm			2,5 Nm	2,5 Nm		5,1 Nm	2,5 Nm	2,5 Nm		
4 mm²												
2,5 mm²												
1,5 mm²												
Stripping lengths	12 mm				14 mm				19 mm			
Allen screw	M5				M6				M6			
* Values according to UL 1059												

Stranded Solid Flexible with ferrule Sector shaped

Conductor connection data according to UL 1059 (Al+Cu)

Certificate no. (UR)	XCFR2.E60693			
Input (line)	connection point A Copper		connection point A Aluminum	
AWG 4	22.1 Lb In.		45.1 Lb In.	
AWG 6				45.1 Lb In.
AWG 8		22.1 Lb In.		
AWG 10				
AWG 12				
max. current	85 A	65 A	65 A	50 A
Voltage size B,C (UR)	600 V			

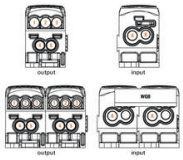

output (load)	connection point 1/2/3 Copper		connection point 1/2/3 Aluminum		connection point 4/5 Copper		connection point 4/5 Aluminum		connection point B Copper		connection point B Aluminum	
AWG 4												
AWG 6			45.1 Lb In.				45.1 Lb In.				45.1 Lb In.	
AWG 8					22.1 Lb In.			45.1 Lb In.				
AWG 10	22.1 Lb In.	22.1 Lb In.				22.1 Lb In.			22.1 Lb In.	22.1 Lb In.		
AWG 12												
AWG 14												
AWG 16												
max. current	65 A	50 A	50 A		85 A	65 A	65 A	50 A	65 A	50 A	50 A	
Voltage size B,C (UR)	600 V											

Stranded Solid Flexible with ferrule

CSA Rating data according to CSA 22.2 No. 158

Certificate No. (CSA)	269832			
	Input	Output		
	CP* A	CP* 1/2/3	CP* 4/5	CP*B
AWG 4				
AWG 6	2,5 Nm.			
AWG 8		2,5 Nm	2,5 Nm	2,5 Nm
AWG 10				
AWG 12				
AWG 14				
AWG 16				
max. current	85 A	50 A	50 A	65 A
Voltage size C (CSA)	600 V			
* CP: connection point				

Stranded Solid Flexible with ferrule

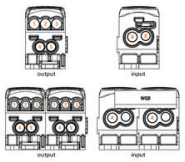

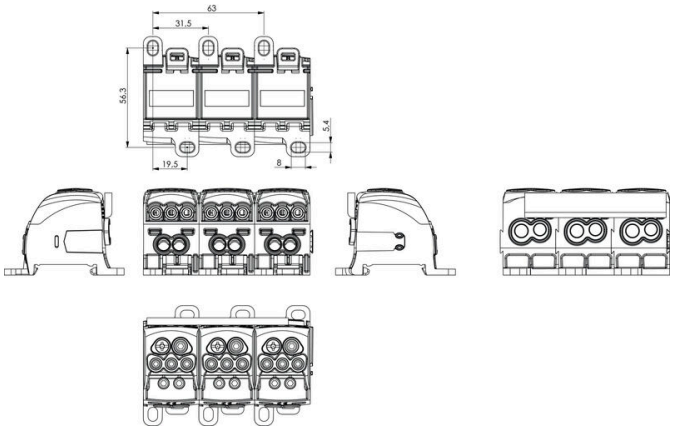

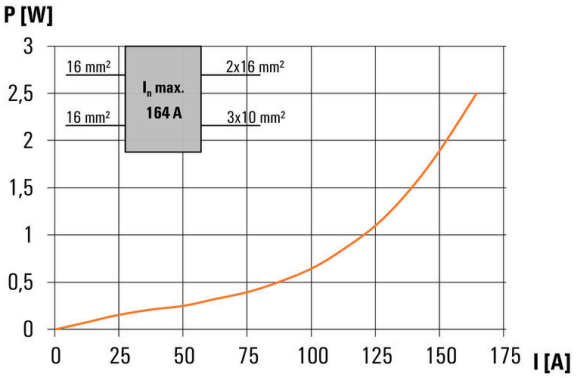

WPD 304 3X25/6X16+9X10 3XBL

Weidmüller Interface GmbH & Co. KG
Klingenbergstraße 26
D-32758 Detmold
Germany

www.weidmueller.com

Accessories

Cross-connections

The distribution or multiplication of a potential to adjoining terminal blocks is realized via a cross-connection. Additional wiring effort can be easily avoided. Even if the poles are broken out, contact reliability in the terminal blocks is still ensured. Our portfolio offers pluggable and screwable cross-connection systems for modular terminal blocks.

General ordering data

Type	WQB WPD X04/2	Version
Order No.	1561980000	Cross-connector (terminal), Plugged, grey, 135 A, Number of poles: 2,
GTIN (EAN)	4050118367317	Pitch in mm (P): 31.50, Insulated: Yes, Width: 49.3 mm
Qty.	20 ST	
Type	WQB WPD X04/3	Version
Order No.	1561990000	Cross-connector (terminal), Plugged, grey, 135 A, Number of poles: 3,
GTIN (EAN)	4050118367324	Pitch in mm (P): 31.50, Insulated: Yes, Width: 80.2 mm
Qty.	20 ST	

Socket wrench sets

Allen key made from fully hardened, high-alloy chromium-vanadium- steel, acc. to DIN ISO 2936 L (DIN 911), high-quality refined surface.

General ordering data

Type	SKS 2,0-8,0 MR	Version
Order No.	9008870000	socket wrenches
GTIN (EAN)	4032248266623	
Qty.	1 ST	

Crosshead screwdriver Pozidriv

Crosshead screwdriver, Pozidriv, SDK PZ DIN 5262, ISO 8764/2-PZ, output to ISO 8764/1-PZ, ChromTop tip, SoftFinish grip

WPD 304 3X25/6X16+9X10 3XBL

Weidmüller Interface GmbH & Co. KG
Klingenbergstraße 26
D-32758 Detmold
Germany

www.weidmueller.com

Accessories

General ordering data

Type	SDK PZ2	Version
Order No.	9008540000	Screwdriver, Screwdriver
GTIN (EAN)	4032248056538	
Qty.	1 ST	

Custom printing



ESG is the tried-and-tested marker in MultiCard format for use on many well-known electrical devices. The result is high-quality device marking with a high-contrast appearance.
Various types are available for devices from manufacturers like Siemens, ABB, Beckhoff etc.
Advantages at a glance:

- Tags for universal usage, self-adhesive or clip-on tags, depending on type
- For aligned equipment, e.g. circuit breakers, we supply ESG markers for clipping onto tag rails
- Individual laser-quality printing according to specifications

For custom printing: Please send us a file of our labeling software M-Print PRO or M-Print PRO Online (without installation) for your labeling specifications.

General ordering data

Type	ESG 9/17 K MC SDR	Version
Order No.	1674770000	ESG, Device markers x 17 mm, PA 66, Colour: To customer
GTIN (EAN)	4008190447656	specification, Self-adhesive
Qty.	40 ST	

Marker holder



The marker holder offer the possibility of additional mounting of standard markers with a pitch of 5 or 5.1 mm. The angled holders can be optionally snaped together and could be mounted in all standard marking channels of the Klippon® Connect modular terminal blocks. Fitting marker types could be found under the respective accessories of the designation marking holder.

General ordering data

Type	BZT 1 WS 10/5	Version
Order No.	1805490000	Accessories, Marker holder
GTIN (EAN)	4032248270231	
Qty.	100 ST	
Type	BZT 1 ZA WS 10/5	Version
Order No.	1805520000	Accessories, Marker holder
GTIN (EAN)	4032248270248	
Qty.	100 ST	