

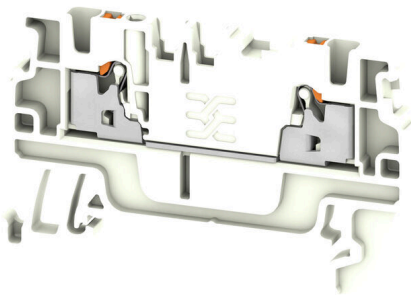
**A2C 1.5 WT****Weidmüller Interface GmbH & Co. KG**

Klingenbergstraße 26

D-32758 Detmold

Germany

www.weidmueller.com

**Product image**

To feed through power, signal, and data is the classical requirement in electrical engineering and panel building. The insulating material, the connection system and the design of the terminal blocks are the differentiating features. A feed-through terminal block is suitable for joining and/or connecting one or more conductors. They could have one or more connection levels that are on the same potential or insulated against one another.

**General ordering data**

Version	Feed-through terminal, PUSH IN, 1.5 mm <sup>2</sup> , 500 V, 17.5 A, white
Order No.	<a href="#">2508160000</a>
Type	A2C 1.5 WT
GTIN (EAN)	4050118525632
Qty.	100 items

## A2C 1.5 WT

Weidmüller Interface GmbH &amp; Co. KG

Klingenbergstraße 26

D-32758 Detmold

Germany

www.weidmueller.com

## Technical data

## Approvals

Approvals



ROHS	Conform
UL File Number Search	<a href="#">UL Website</a>
Certificate No. (cURus)	E60693
Certificate No. (cURusEX)	E184763

## Dimensions and weights

Depth	33.5 mm	Depth (inches)	1.3189 inch
Depth including DIN rail	34 mm	Height	55 mm
Height (inches)	2.1654 inch	Width	3.5 mm
Width (inches)	0.1378 inch	Net weight	4.04 g

## Temperatures

Storage temperature	-25 °C...55 °C	Ambient temperature	-5 °C...40 °C
Continuous operating temp., min.	-60 °C	Continuous operating temp., max.	130 °C

## Environmental Product Compliance

RoHS Compliance Status	Compliant without exemption
REACH SVHC	No SVHC above 0.1 wt%

## Material data

Basic material	Wemid	Colour	white
Colour of operational elements	orange	UL 94 flammability rating	V-0

## Rating data IECEX/ATEX

Certificate No. (ATEX)	TUEV16ATEX7909U	Certificate No. (IECEX)	IECEXTUR16.0036U
Max. voltage (ATEX)	550 V	Current (ATEX)	15 A
Wire cross section max. (ATEX)	1.5 mm <sup>2</sup>	Max. voltage (IECEX)	550 V
Current (IECEX)	15 A	Wire cross section max. (IECEX)	1.5 mm <sup>2</sup>
Marking EN 60079-7	Ex eb II C Gb	Ex 2014/34/EU label	II 2 G D

## System specifications

End cover plate required	Yes	Number of potentials	1
Number of levels	1	Number of clamping points per level	2
Levels cross-connected internally	No	Mounting rail	TS 35
N-function	No	PE function	No
PEN function	No		

## Additional technical data

With snap-in pegs	No	Open sides	right
Snap-on	No	Type of fixing	Snap-on

Creation date 04.05.2026 05:56:53 MEZ

Catalogue status / Drawings

## A2C 1.5 WT

**Weidmüller Interface GmbH & Co. KG**

Klingenbergstraße 26  
D-32758 Detmold  
Germany

www.weidmueller.com

## Technical data

Installation advice	Rail	Explosion-tested version	Yes
Type of mounting	TS 35		

### CSA rating data

Wire cross section max. (CSA)	14 AWG	Voltage size C (CSA)	300 V
Current size C (CSA)	13 A	Certificate No. (CSA)	200039-70089609
Voltage size B (CSA)	300 V	Current size B (CSA)	13 A
Voltage size D (CSA)	600 V	Current size D (CSA)	5 A
Wire cross section min. (CSA)	26 AWG		

### Conductors for clamping (additional connection)

Connection type, additional connection PUSH IN

### Conductors for clamping (rated connection)

Gauge to IEC 60947-1	A1		
Wire connection cross section AWG, max.	AWG 14		
Connection direction	top		
Stripping length	8 mm		
Type of connection	PUSH IN		
Number of connections	2		
Clamping range, max.	1.5 mm <sup>2</sup>		
Clamping range, min.	0.14 mm <sup>2</sup>		
Blade size	0.4 x 2.0 mm		
Wire connection cross section AWG, min.	AWG 26		
Wire connection cross-section, finely stranded with wire-end ferrules DIN 46228/4, max.	1 mm <sup>2</sup>		
Wire connection cross-section, finely stranded with wire-end ferrules DIN 46228/4, min.	0.5 mm <sup>2</sup>		
Wire connection cross-section, finely stranded with wire-end ferrules DIN 46228/1, max.	1.5 mm <sup>2</sup>		
Wire connection cross-section, finely stranded with wire-end ferrules DIN 46228/1, min.	0.5 mm <sup>2</sup>		
Wire connection cross section, finely stranded, max.	1.5 mm <sup>2</sup>		
Wire connection cross section, finely stranded, min.	0.5 mm <sup>2</sup>		
Connection cross-section, stranded, max.	1.5 mm <sup>2</sup>		
Connection cross-section, stranded, min.	0.5 mm <sup>2</sup>		
Wire connection cross-section, solid core, max.	1.5 mm <sup>2</sup>		
Wire connection cross-section, solid core, min.	0.5 mm <sup>2</sup>		
Tube length for wire-end ferrule with plastic collar DIN 46228/4	Tube length	min.	6 mm
		max.	8 mm
	Cross-section for conductor connection	min.	0.14 mm <sup>2</sup>
		max.	0.75 mm <sup>2</sup>
Tube length for wire-end ferrule without plastic collar DIN 46228/1	Tube length	min.	5 mm
		nominal	0.25 mm <sup>2</sup>
	Cross-section for conductor connection	nominal	6 mm
		min.	0.5 mm <sup>2</sup>

## A2C 1.5 WT

**Weidmüller Interface GmbH & Co. KG**

Klingenbergstraße 26

D-32758 Detmold

Germany

www.weidmueller.com

## Technical data

		max.	1 mm <sup>2</sup>
	Tube length	nominal	10 mm
	Cross-section for conductor connection	nominal	1.5 mm <sup>2</sup>
Tube length for wire-end ferrule with plastic collar acc. to cross-section	Cross-section, min.	0.14 mm <sup>2</sup>	
	Cross-section, max.	0.75 mm <sup>2</sup>	
	Tube length, min.	6 mm	
	Tube length, max.	8 mm	
Tube length for wire-end ferrule without plastic collar acc. to cross-section	Cross-section, min.	0.25 mm <sup>2</sup>	
	Cross-section, max.	0.25 mm <sup>2</sup>	
	Tube length, min.	5 mm	
	Tube length, max.	5 mm	
	Cross-section, min.	0.5 mm <sup>2</sup>	
	Cross-section, max.	1 mm <sup>2</sup>	
	Tube length, min.	6 mm	
	Tube length, max.	6 mm	
	Cross-section, min.	1.5 mm <sup>2</sup>	
	Cross-section, max.	1.5 mm <sup>2</sup>	
	Tube length, min.	10 mm	
	Tube length, max.	10 mm	

### General

Wire connection cross section AWG, max.	AWG 14	Installation advice	Rail
Wire connection cross section AWG, min.	AWG 26	Standards	IEC 60947-7-1
Mounting rail	TS 35		

### Rating data

Rated cross-section	1.5 mm <sup>2</sup>	Rated voltage	500 V
Rated DC voltage	500 V	Nominal current	17.5 A
Current at maximum wires	17.5 A	Standards	IEC 60947-7-1
Volume resistance according to IEC 60947-7-x	1.83 mΩ	Rated impulse withstand voltage	6 kV
Power loss in accordance with IEC 60947-7-x	0.56 W	Surge voltage category	III
Pollution severity	3		

### UL rating data

Conductor size Factory wiring max. (cURus)	14 AWG	Voltage size B (cURus)	300 V
Voltage size D (cURus)	600 V	Certificate No. (cURus)	E60693
Conductor size Field wiring min. (cURus)	26 AWG	Conductor size Factory wiring min. (cURus)	26 AWG
Current size B (cURus)	13 A	Voltage size C (cURus)	300 V
Current size C (cURus)	13 A	Current size D (cURus)	5 A
Conductor size Field wiring max. (cURus)	14 AWG		

### Classifications

ETIM 8.0	EC000897	ETIM 9.0	EC000897
ETIM 10.0	EC000897	ECLASS 14.0	27-25-01-01
ECLASS 15.0	27-25-01-01		

**Drawings**



## A2C 1.5 WT

**Weidmüller Interface GmbH & Co. KG**  
 Klingenbergstraße 26  
 D-32758 Detmold  
 Germany

## Accessories

www.weidmueller.com

## End plates and partition plates



Partition plates and end plates are essential accessories for terminal blocks. Partition plates provide optical and electrical separation of different potentials and functional groups, increasing safety and ensuring a clear structure inside the control cabinet. End plates close the terminal block row on the sides, protect against contact with live parts, and ensure a clean, stable finish. Both components are precisely matched to the respective Weidmüller terminal block series, contributing to safe, compliant, and professional wiring.

## General ordering data

Type	AEP 2C 1.5	Version
Order No.	<a href="#">1552600000</a>	A-series, End plate
GTIN (EAN)	4050118359602	
Qty.	50 ST	
Type	AEP 2C 1.5 BL	Version
Order No.	<a href="#">1552610000</a>	A-series, End plate
GTIN (EAN)	4050118359701	
Qty.	50 ST	
Type	AEP 2C 1.5 OR	Version
Order No.	<a href="#">2052350000</a>	A-series, End plate
GTIN (EAN)	4050118411980	
Qty.	50 ST	

## End bracket



Weidmüller's range of products includes end brackets that guarantee a permanent, reliable mounting on the terminal rail and prevent sliding. Versions with and without screws are available. The end brackets include marking options, also for group markers, and also a test plug holder.

## General ordering data

Type	AEB 35 SC/1	Version
Order No.	<a href="#">1991920000</a>	A-series, End bracket
GTIN (EAN)	4050118376722	
Qty.	50 ST	

## A2C 1.5 WT

**Weidmüller Interface GmbH & Co. KG**  
 Klingenbergstraße 26  
 D-32758 Detmold  
 Germany

www.weidmueller.com

## Accessories

### Testadapter and testsockets



Test adapters and test plugs are used for the electrical connection between terminal blocks and the test equipment. In this way, an electrical contact can be established in the wired state and measurements can be done easily.

### General ordering data

Type	ATPG 1.5 MI-R	Version
Order No.	<a href="#">1991880000</a>	Test adapter (terminal), 1.5 mm <sup>2</sup> , 250 V, 0.2 A
GTIN (EAN)	4050118376715	
Qty.	50 ST	
Type	ATPG 1.5-10 L	Version
Order No.	<a href="#">1991890000</a>	Test adapter (terminal), 1.5 mm <sup>2</sup> , 250 V, 0.2 A
GTIN (EAN)	4050118376647	
Qty.	50 ST	

### Cross-connections



The distribution or multiplication of a potential to adjoining terminal blocks is realized via a cross-connection. Additional wiring effort can be easily avoided. Even if the poles are broken out, contact reliability in the terminal blocks is still ensured. Our portfolio offers pluggable and screwable cross-connection systems for modular terminal blocks.

### General ordering data

Type	ZQV 1.5N/10	Version
Order No.	<a href="#">1985580000</a>	Cross-connector (terminal), Plugged, orange, 17.5 A, Number of poles: 10, Pitch in mm (P): 3.50, Insulated: Yes, Width: 33.5 mm
GTIN (EAN)	4050118370416	
Qty.	20 ST	
Type	ZQV 1.5N/9 RD	Version
Order No.	<a href="#">1985790000</a>	Cross-connector (terminal), Plugged, red, 17.5 A, Number of poles: 9, Pitch in mm (P): 3.50, Insulated: Yes, Width: 30 mm
GTIN (EAN)	4050118370386	
Qty.	20 ST	
Type	ZQV 1.5N/9 BL	Version
Order No.	<a href="#">1985660000</a>	Cross-connector (terminal), Plugged, blue, 17.5 A, Number of poles: 9, Pitch in mm (P): 3.50, Insulated: Yes, Width: 30 mm
GTIN (EAN)	4050118370478	
Qty.	20 ST	
Type	ZQV 1.5N/9	Version
Order No.	<a href="#">1985560000</a>	Cross-connector (terminal), Plugged, orange, 17.5 A, Number of poles: 9, Pitch in mm (P): 3.50, Insulated: Yes, Width: 30 mm
GTIN (EAN)	4050118370409	
Qty.	20 ST	

## A2C 1.5 WT

**Weidmüller Interface GmbH & Co. KG**  
 Klingenbergstraße 26  
 D-32758 Detmold  
 Germany

www.weidmueller.com

## Accessories

Type	ZQV 1.5N/8 RD	Version
Order No.	<a href="#">1985770000</a>	Cross-connector (terminal), Plugged, red, 17.5 A, Number of poles: 8,
GTIN (EAN)	4050118370508	Pitch in mm (P): 3.50, Insulated: Yes, Width: 26.5 mm
Qty.	20 ST	
Type	ZQV 1.5N/8 BL	Version
Order No.	<a href="#">1985640000</a>	Cross-connector (terminal), Plugged, blue, 17.5 A, Number of poles: 8,
GTIN (EAN)	4050118370461	Pitch in mm (P): 3.50, Insulated: Yes, Width: 26.5 mm
Qty.	20 ST	
Type	ZQV 1.5N/8	Version
Order No.	<a href="#">1985540000</a>	Cross-connector (terminal), Plugged, orange, 17.5 A, Number of
GTIN (EAN)	4050118370218	poles: 8, Pitch in mm (P): 3.50, Insulated: Yes, Width: 26.5 mm
Qty.	20 ST	
Type	ZQV 1.5N/7 RD	Version
Order No.	<a href="#">1985750000</a>	Cross-connector (terminal), Plugged, red, 17.5 A, Number of poles: 7,
GTIN (EAN)	4050118370249	Pitch in mm (P): 3.50, Insulated: Yes, Width: 23 mm
Qty.	20 ST	
Type	ZQV 1.5N/7 BL	Version
Order No.	<a href="#">1985630000</a>	Cross-connector (terminal), Plugged, blue, 17.5 A, Number of poles: 7,
GTIN (EAN)	4050118370522	Pitch in mm (P): 3.50, Insulated: Yes, Width: 23 mm
Qty.	20 ST	
Type	ZQV 1.5N/7	Version
Order No.	<a href="#">1985520000</a>	Cross-connector (terminal), Plugged, orange, 17.5 A, Number of
GTIN (EAN)	4050118370195	poles: 7, Pitch in mm (P): 3.50, Insulated: Yes, Width: 23 mm
Qty.	20 ST	
Type	ZQV 1.5N/6 RD	Version
Order No.	<a href="#">1985730000</a>	Cross-connector (terminal), Plugged, red, 17.5 A, Number of poles: 6,
GTIN (EAN)	4050118370454	Pitch in mm (P): 3.50, Insulated: Yes, Width: 19.5 mm
Qty.	20 ST	
Type	ZQV 1.5N/6 BL	Version
Order No.	<a href="#">1985610000</a>	Cross-connector (terminal), Plugged, blue, 17.5 A, Number of poles: 6,
GTIN (EAN)	4050118370492	Pitch in mm (P): 3.50, Insulated: Yes, Width: 19.5 mm
Qty.	20 ST	
Type	ZQV 1.5N/6	Version
Order No.	<a href="#">1985510000</a>	Cross-connector (terminal), Plugged, orange, 17.5 A, Number of
GTIN (EAN)	4050118370188	poles: 6, Pitch in mm (P): 3.50, Insulated: Yes, Width: 19.5 mm
Qty.	20 ST	
Type	ZQV 1.5N/50 RD	Version
Order No.	<a href="#">1985820000</a>	Cross-connector (terminal), Plugged, red, 17.5 A, Number of poles:
GTIN (EAN)	4050118370270	50, Pitch in mm (P): 3.50, Insulated: Yes, Width: 175 mm
Qty.	5 ST	
Type	ZQV 1.5N/50 BL	Version
Order No.	<a href="#">1985720000</a>	Cross-connector (terminal), Plugged, blue, 17.5 A, Number of poles:
GTIN (EAN)	4050118370546	50, Pitch in mm (P): 3.50, Insulated: Yes, Width: 175 mm
Qty.	5 ST	
Type	ZQV 1.5N/50	Version
Order No.	<a href="#">1985620000</a>	Cross-connector (terminal), Plugged, orange, 17.5 A, Number of
GTIN (EAN)	4050118370300	poles: 50, Pitch in mm (P): 3.50, Insulated: Yes, Width: 175 mm
Qty.	5 ST	
Type	ZQV 1.5N/5 RD	Version
Order No.	<a href="#">1985710000</a>	Cross-connector (terminal), Plugged, red, 17.5 A, Number of poles: 5,
GTIN (EAN)	4050118370256	Pitch in mm (P): 3.50, Insulated: Yes, Width: 16 mm
Qty.	20 ST	

## A2C 1.5 WT

**Weidmüller Interface GmbH & Co. KG**  
 Klingenbergstraße 26  
 D-32758 Detmold  
 Germany

www.weidmueller.com

## Accessories

Type	ZQV 1.5N/5 BL	Version
Order No.	<a href="#">1985590000</a>	Cross-connector (terminal), Plugged, blue, 17.5 A, Number of poles: 5,
GTIN (EAN)	4050118370430	Pitch in mm (P): 3.50, Insulated: Yes, Width: 16 mm
Qty.	20 ST	
Type	ZQV 1.5N/5	Version
Order No.	<a href="#">1985500000</a>	Cross-connector (terminal), Plugged, orange, 17.5 A, Number of
GTIN (EAN)	4050118369991	poles: 5, Pitch in mm (P): 3.50, Insulated: Yes, Width: 16 mm
Qty.	20 ST	
Type	ZQV 1.5N/4 RD	Version
Order No.	<a href="#">1985690000</a>	Cross-connector (terminal), Plugged, red, 17.5 A, Number of poles: 4,
GTIN (EAN)	4050118370515	Pitch in mm (P): 3.50, Insulated: Yes, Width: 12.5 mm
Qty.	60 ST	
Type	ZQV 1.5N/4 BL	Version
Order No.	<a href="#">1985570000</a>	Cross-connector (terminal), Plugged, blue, 17.5 A, Number of poles: 4,
GTIN (EAN)	4050118370317	Pitch in mm (P): 3.50, Insulated: Yes, Width: 12.5 mm
Qty.	60 ST	
Type	ZQV 1.5N/4	Version
Order No.	<a href="#">1985490000</a>	Cross-connector (terminal), Plugged, orange, 17.5 A, Number of
GTIN (EAN)	4050118370201	poles: 4, Pitch in mm (P): 3.50, Insulated: Yes, Width: 12.5 mm
Qty.	60 ST	
Type	ZQV 1.5N/3 RD	Version
Order No.	<a href="#">1985670000</a>	Cross-connector (terminal), Plugged, red, 17.5 A, Number of poles: 3,
GTIN (EAN)	4050118370348	Pitch in mm (P): 3.50, Insulated: Yes, Width: 9 mm
Qty.	60 ST	
Type	ZQV 1.5N/3 BL	Version
Order No.	<a href="#">1985550000</a>	Cross-connector (terminal), Plugged, blue, 17.5 A, Number of poles: 3,
GTIN (EAN)	4050118370485	Pitch in mm (P): 3.50, Insulated: Yes, Width: 9 mm
Qty.	60 ST	
Type	ZQV 1.5N/3	Version
Order No.	<a href="#">1985480000</a>	Cross-connector (terminal), Plugged, orange, 17.5 A, Number of
GTIN (EAN)	4050118370096	poles: 3, Pitch in mm (P): 3.50, Insulated: Yes, Width: 9 mm
Qty.	60 ST	
Type	ZQV 1.5N/20 RD	Version
Order No.	<a href="#">1985810000</a>	Cross-connector (terminal), Plugged, red, 17.5 A, Number of poles:
GTIN (EAN)	4050118370355	20, Pitch in mm (P): 3.50, Insulated: Yes, Width: 70 mm
Qty.	20 ST	
Type	ZQV 1.5N/20 BL	Version
Order No.	<a href="#">1985700000</a>	Cross-connector (terminal), Plugged, blue, 17.5 A, Number of poles:
GTIN (EAN)	4050118370331	20, Pitch in mm (P): 3.50, Insulated: Yes, Width: 70 mm
Qty.	20 ST	
Type	ZQV 1.5N/20	Version
Order No.	<a href="#">1985600000</a>	Cross-connector (terminal), Plugged, orange, 17.5 A, Number of
GTIN (EAN)	4050118370225	poles: 20, Pitch in mm (P): 3.50, Insulated: Yes, Width: 70 mm
Qty.	20 ST	
Type	ZQV 1.5N/2 RD	Version
Order No.	<a href="#">1985650000</a>	Cross-connector (terminal), Plugged, red, 17.5 A, Number of poles: 2,
GTIN (EAN)	4050118370324	Pitch in mm (P): 3.50, Insulated: Yes, Width: 5.5 mm
Qty.	60 ST	
Type	ZQV 1.5N/2 BL	Version
Order No.	<a href="#">1985530000</a>	Cross-connector (terminal), Plugged, blue, 17.5 A, Number of poles: 2,
GTIN (EAN)	4050118370423	Pitch in mm (P): 3.50, Insulated: Yes, Width: 5.5 mm
Qty.	60 ST	

## A2C 1.5 WT


**Weidmüller Interface GmbH & Co. KG**  
 Klingenbergstraße 26  
 D-32758 Detmold  
 Germany

www.weidmueller.com

## Accessories

Type	ZQV 1.5N/2	Version
Order No.	<a href="#">1985410000</a>	Cross-connector (terminal), Plugged, orange, 17.5 A, Number of poles: 2, Pitch in mm (P): 3.50, Insulated: Yes, Width: 5.5 mm
GTIN (EAN)	4050118369861	
Qty.	60 ST	
Type	ZQV 1.5N/10 RD	Version
Order No.	<a href="#">1985800000</a>	Cross-connector (terminal), Plugged, red, 17.5 A, Number of poles: 10, Pitch in mm (P): 3.50, Insulated: Yes, Width: 33.5 mm
GTIN (EAN)	4050118370393	
Qty.	20 ST	
Type	ZQV 1.5N/10 BL	Version
Order No.	<a href="#">1985680000</a>	Cross-connector (terminal), Plugged, blue, 17.5 A, Number of poles: 10, Pitch in mm (P): 3.50, Insulated: Yes, Width: 33.5 mm
GTIN (EAN)	4050118370539	
Qty.	20 ST	

## Blank



The Dekafix (DEK) marker is the universal marker for all conductor and plug-in connectors as well as for electronic sub-assemblies. The system is ideal for short number sequences and covers a wide range of ready-printed markers.

Strips for fast installation in only one work step. The printing is easy to read, rich in contrast and available in various widths.

- Large range of ready-to-use markers
  - Strips for fast installation
  - Terminal markers, suitable for all Weidmüller cable connectors
  - Available as blank MultiCard or with standard printing
- For custom printing: Please send us a file of our labeling software M-Print PRO or M-Print PRO Online (without installation) for your labeling specifications.

## General ordering data

Type	DEK 5/3.5 MC NE GE	Version
Order No.	<a href="#">1369480000</a>	Dekafix, Terminal marker, 5 x 3.5 mm, Pitch in mm (P): 3.50
GTIN (EAN)	4050118171860	Weidmueller, yellow
Qty.	500 ST	
Type	DEK 5/3.5 MC NE WS	Version
Order No.	<a href="#">1755270000</a>	Dekafix, Terminal marker, 5 x 3.5 mm, Pitch in mm (P): 3.50
GTIN (EAN)	4032248017348	Weidmueller, white
Qty.	500 ST	

**A2C 1.5 WT**

**Weidmüller Interface GmbH & Co. KG**  
 Klingenbergstraße 26  
 D-32758 Detmold  
 Germany

www.weidmueller.com

**Accessories**

**Custom printing**



The Dekafix (DEK) marker is the universal marker for all conductor and plug-in connectors as well as for electronic sub-assemblies. The system is ideal for short number sequences and covers a wide range of ready-printed markers.


Strips for fast installation in only one work step. The printing is easy to read, rich in contrast and available in various widths.

- Large range of ready-to-use markers
  - Strips for fast installation
  - Terminal markers, suitable for all Weidmüller cable connectors
  - Available as blank MultiCard or with standard printing
- For custom printing: Please send us a file of our labeling software M-Print PRO or M-Print PRO Online (without installation) for your labeling specifications.

**General ordering data**

Type	DEK 5/3.5 MC SDR	Version
Order No.	<a href="#">1767730000</a>	Dekafix, Terminal marker, 5 x 3.5 mm, Pitch in mm (P): 3.50
GTIN (EAN)	4032248 102532	Weidmueller, To customer specification
Qty.	100 ST	

**Blank**



The Dekafix (DEK) marker is the universal marker for all conductor and plug-in connectors as well as for electronic sub-assemblies. The system is ideal for short number sequences and covers a wide range of ready-printed markers.

Strips for fast installation in only one work step. The printing is easy to read, rich in contrast and available in various widths.

- Large range of ready-to-use markers
  - Strips for fast installation
  - Terminal markers, suitable for all Weidmüller cable connectors
  - Available as blank MultiCard or with standard printing
- For custom printing: Please send us a file of our labeling software M-Print PRO or M-Print PRO Online (without installation) for your labeling specifications.

**General ordering data**

Type	DEK 5/3.5 PLUS MC NE WS	Version
Order No.	<a href="#">2003750000</a>	Dekafix, Terminal marker, 5 x 3.5 mm, Pitch in mm (P): 3.50
GTIN (EAN)	4050118424430	Weidmueller, white
Qty.	1600 ST	

## A2C 1.5 WT

Weidmüller Interface GmbH &amp; Co. KG

Klingenbergstraße 26

D-32758 Detmold

Germany

## Accessories

www.weidmueller.com

## Custom printing



The Dekafix (DEK) marker is the universal marker for all conductor and plug-in connectors as well as for electronic sub-assemblies. The system is ideal for short number sequences and covers a wide range of ready-printed markers.

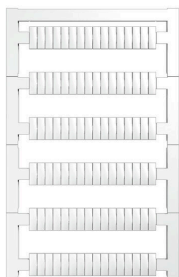
Strips for fast installation in only one work step. The printing is easy to read, rich in contrast and available in various widths.

- Large range of ready-to-use markers
  - Strips for fast installation
  - Terminal markers, suitable for all Weidmüller cable connectors
  - Available as blank MultiCard or with standard printing
- For custom printing: Please send us a file of our labeling software M-Print PRO or M-Print PRO Online (without installation) for your labeling specifications.

## General ordering data

Type	DEK 5/3.5 PLUS MC SDR	Version
Order No.	<a href="#">2007790000</a>	Dekafix, Terminal marker, 5 x 3.5 mm, Pitch in mm (P): 3.50
GTIN (EAN)	4050118393347	Weidmueller, To customer specification
Qty.	320 ST	
Type	WS 10/3.5 PLUS MC SDR	Version
Order No.	<a href="#">2007760000</a>	WS, Terminal marker, 10 x 3.5 mm, Pitch in mm (P): 3.50
GTIN (EAN)	4050118393262	Weidmueller, To customer specification
Qty.	192 ST	

## Blank



WS markers are the perfect match for the W-series connectors. Thanks to their system compatibility, the WS tags can also be used with the I-series and the Z-series. The large marking surfaces do not only permit long character strings but also multi-line text. WS markers are ideal for labels with long, customised character strings. Thanks to the proven MultiCard format, printing with PrintJet CONNECT oder/or Plotter is possible.

- Can be fitted in strips or individually
  - Markers in proven MultiCard format
- For custom printing: Please send us a file of our labeling software M-Print PRO or M-Print PRO Online (without installation) for your labeling specifications.

## General ordering data

Type	WS 10/3.5 PLUS MC NE WS	Version
Order No.	<a href="#">2003760000</a>	WS, Terminal marker, 10 x 3.5 mm, Pitch in mm (P): 3.50
GTIN (EAN)	4050118424454	Weidmueller, white
Qty.	960 ST	

## A2C 1.5 WT

Weidmüller Interface GmbH &amp; Co. KG

Klingenbergstraße 26

D-32758 Detmold

Germany

## Accessories

www.weidmueller.com

## DEK 5/3.5



## WS/ DEK

MultiMark terminal markers use an innovative composite material made from two components. The hard base contour of the marker snaps securely into the connector. The elastic surface finish makes the marker easy to mount. This specially punched material enables the strips to be stretched to accommodate the slight variations in spacing that tend to add up, especially with long terminal blocks. Another advantage: the excellent printability of the surface material guarantees durable and wear-resistant labelling. A print resolution of 300 dpi also produces a very legible script.


Your benefits with MultiMark

- Firm hold and durable printing
- Continuous strips save installation time
- Easy mounting thanks to an innovative composite material
- Large label field for optimal legibility
- High flexibility thanks to manufacturer independence

## General ordering data

Type	DEK 5/3.5 MM WS	Version	
Order No.	<a href="#">2007100000</a>		Dekafix, Terminal marker, 5 x 3.5 mm, Weidmueller, white
GTIN (EAN)	4050118391992		
Qty.	1000 ST		

## WS 8/3.5



## WS/ DEK

MultiMark terminal markers use an innovative composite material made from two components. The hard base contour of the marker snaps securely into the connector. The elastic surface finish makes the marker easy to mount. This specially punched material enables the strips to be stretched to accommodate the slight variations in spacing that tend to add up, especially with long terminal blocks. Another advantage: the excellent printability of the surface material guarantees durable and wear-resistant labelling. A print resolution of 300 dpi also produces a very legible script.

Your benefits with MultiMark

- Firm hold and durable printing
- Continuous strips save installation time
- Easy mounting thanks to an innovative composite material
- Large label field for optimal legibility
- High flexibility thanks to manufacturer independence

## General ordering data

Type	WS 8/3.5 MM WS	Version	
Order No.	<a href="#">2007140000</a>		WS, Terminal marker, 8 x 3.5 mm, Weidmueller, white
GTIN (EAN)	4050118391893		
Qty.	1000 ST		

## A2C 1.5 WT

Weidmüller Interface GmbH &amp; Co. KG

Klingenbergstraße 26

D-32758 Detmold

Germany

www.weidmueller.com

## Accessories

## Accessories



Accessories for testing and measuring equipment

## General ordering data

Type	ZUB MULTIMETER	Version	
Order No.	<a href="#">9205270000</a>	Multimeter	
GTIN (EAN)	4032248723522		
Qty.	1 ST		

## End bracket



Weidmüller's range of products includes end brackets that guarantee a permanent, reliable mounting on the terminal rail and prevent sliding. Versions with and without screws are available. The end brackets include marking options, also for group markers, and also a test plug holder.

## General ordering data

Type	AEB 35 SC/1 BK	Version	
Order No.	<a href="#">2475310000</a>	A-series, End bracket	
GTIN (EAN)	4050118487114		
Qty.	50 ST		

## End plates and partition plates



Partition plates and end plates are essential accessories for terminal blocks. Partition plates provide optical and electrical separation of different potentials and functional groups, increasing safety and ensuring a clear structure inside the control cabinet. End plates close the terminal block row on the sides, protect against contact with live parts, and ensure a clean, stable finish. Both components are precisely matched to the respective Weidmüller terminal block series, contributing to safe, compliant, and professional wiring.

## General ordering data

Type	APP 1	Version	
Order No.	<a href="#">2488970000</a>	A-series, Partition plate	
GTIN (EAN)	4050118499216		
Qty.	50 ST		

## A2C 1.5 WT

**Weidmüller Interface GmbH & Co. KG**  
 Klingenbergstraße 26  
 D-32758 Detmold  
 Germany

www.weidmueller.com

## Accessories

### Warning cover

Warning covers with a flash symbol provide more safety for man and machine. They are used where external voltage must be indicated within the application.




### General ordering data

Type	AAM 1.5 YE FLASH	Version	
Order No.	<a href="#">2635520000</a>	A-series, Terminal marker, 6.2 x 3.5 mm, Pitch in mm (P): 3.50 yellow	
GTIN (EAN)	4050118674088		
Qty.	40 ST		

### End bracket

Weidmüller's range of products includes end brackets that guarantee a permanent, reliable mounting on the terminal rail and prevent sliding. Versions with and without screws are available. The end brackets include marking options, also for group markers, and also a test plug holder.



### General ordering data

Type	AEB 35 SCL/1 V0	Version	
Order No.	<a href="#">2661280000</a>	A-series, End bracket	
GTIN (EAN)	4050118702163		
Qty.	20 ST		
Type	AEB 35 SCL/1 V0 BK	Version	
Order No.	<a href="#">2661300000</a>	A-series, End bracket	
GTIN (EAN)	4050118702187		
Qty.	20 ST		
Type	AEB 35 SCL/1 V0 GY	Version	
Order No.	<a href="#">2661290000</a>	A-series, End bracket	
GTIN (EAN)	4050118702170		
Qty.	20 ST		

## A2C 1.5 WT

Weidmüller Interface GmbH &amp; Co. KG

Klingenbergstraße 26


D-32758 Detmold

Germany

www.weidmueller.com

## Accessories

## Slotted screwdriver



Slotted screwdriver with rounded blade SD DIN 5265, ISO 2380/2, output to DIN 5264, ISO 2380/1. ChromTop tip, SoftFinish grip

## General ordering data

Type	SDS 0.4X2.0X60	Version	
Order No.	<a href="#">2749260000</a>	Screwdriver, Blade width (B): 2 mm, Blade length: 60 mm, Blade thickness (A): 0.4 mm	
GTIN (EAN)	4050118895537		
Qty.	1 ST		

## Testadapter and testsockets



Test adapters and test plugs are used for the electrical connection between terminal blocks and the test equipment. In this way, an electrical contact can be established in the wired state and measurements can be done easily.

## General ordering data

Type	FZS 2/4 RT/80 SAKT4	Version	
Order No.	<a href="#">1276300000</a>	Plug (terminal), Plug-in connection, 2 mm <sup>2</sup> , Number of connections: 2, Number of poles: 1, Width: 9 mm	
GTIN (EAN)	4008190026080		
Qty.	20 ST		