


SET AAP11 6/1.5/12C

Weidmüller Interface GmbH & Co. KG
Klingenbergstraße 26
D-32758 Detmold
Germany

www.weidmueller.com

Product image

The unique modular concept can be tailored to every type of machine. The potential distribution terminal blocks AAP are successful thanks to their uniform design with two possible constructions – alternating or grouped. In the grouped structure of the control voltage distribution, the potentials are located on different terminal blocks and thus form entire potential blocks.

General ordering data

Version	Modular distribution terminals, PUSH IN, 6 mm ² , 500 V, 35 A, dark beige
Order No.	2506090000
Type	SET AAP11 6/1.5/12C
GTIN (EAN)	4050118520873
Qty.	1 items

SET AAP11 6/1.5/12C

Weidmüller Interface GmbH & Co. KG
Klingenbergstraße 26
D-32758 Detmold
Germany

www.weidmueller.com

Technical data

Approvals

Approvals



ROHS Conform

Dimensions and weights

Depth	47 mm	Depth (inches)	1.8504 inch
Depth including DIN rail	48 mm	Height	85.5 mm
Height (inches)	3.3661 inch	Width	35 mm
Width (inches)	1.378 inch	Net weight	73.55 g

Temperatures

Storage temperature	-25 °C...55 °C	Ambient temperature	-60 °C...85 °C
Continuous operating temp., min.	-60 °C	Continuous operating temp., max.	130 °C

Environmental Product Compliance

RoHS Compliance Status	Compliant without exemption		
REACH SVHC	No SVHC above 0.1 wt%		
Product Carbon Footprint	Cradle to gate	0.841 kg CO2 eq.	

Material data

Basic material	Wemid	Colour	dark beige
Colour of operational elements	red	UL 94 flammability rating	V-0

Rating data IECEx/ATEX

Marking EN 60079-7	Ex ec II C Gc	Ex 2014/34/EU label	II 2 G D
--------------------	---------------	---------------------	----------

System specifications

End cover plate required	No	Number of potentials	2
Number of levels	1	Number of clamping points per level	26
Number of potentials per tier	2	Levels cross-connected internally	No
PE connection	No	Mounting rail	TS 35
N-function	No	PE function	No
PEN function	No		

Additional technical data

Open sides	right	Type of fixing	Snap-on
Installation advice	Rail	Explosion-tested version	Yes
Type of mounting	TS 35		

Conductors for clamping (additional connection)

Connection direction additional connection	top	Clamping range, further connection, max.	1.5 mm ²
Clamping range, further connection, min.	0.14 mm ²	Conductor cross-section, flexible plus plastic collar DIN 46228/1, further connection, max.	1 mm ²

SET AAP11 6/1.5/12C

Weidmüller Interface GmbH & Co. KG
 Klingenbergstraße 26
 D-32758 Detmold
 Germany

www.weidmueller.com

Technical data

Conductor cross-section, flexible plus plastic collar DIN 46228/1, further connection, min.	0.5 mm ²	Conductor cross-section, flexible, further 0.5 mm ² connection, min.	
Rated cross-section, further connection	1.5 mm ²	Blade size, additional connection	0.4 x 2.0 mm
Cross-section for connected wire, multi-core, further connection, min.	0.5 mm ²	Cross-section for connected wire, multi-core, further connection, max.	1.5 mm ²
Cross-section for connected wire, AWG, additional connection, min.	AWG 26	Cross-section for connected wire, solid-core, further connection, min.	0.5 mm ²
Cross-section for connected wire, solid-core, further connection, max.	1.5 mm ²	Connection type, additional connection	PUSH IN
Cross-section for connected wire, flexible, further connection, max.	1.5 mm ²	Cross-section for connected wire, AWG, additional connection, max.	AWG 14
Stripping length , additional connection	8 mm		

Conductors for clamping (rated connection)

Gauge to IEC 60947-1	A5		
Wire connection cross section AWG, max.	AWG 8		
Connection direction	top		
Stripping length	12 mm		
Type of connection 2	PUSH IN		
Type of connection	PUSH IN		
Number of connections	1		
Clamping range, max.	6 mm ²		
Clamping range, min.	0.34 mm ²		
Blade size	1.0 x 5.5 mm		
Wire connection cross section AWG, min.	AWG 22		
Wire connection cross-section, finely stranded with wire-end ferrules DIN 46228/4, max.	6 mm ²		
Wire connection cross-section, finely stranded with wire-end ferrules DIN 46228/4, min.	0.5 mm ²		
Wire connection cross-section, finely stranded with wire-end ferrules DIN 46228/1, max.	6 mm ²		
Wire connection cross-section, finely stranded with wire-end ferrules DIN 46228/1, min.	0.5 mm ²		
Wire connection cross section, finely stranded, max.	6 mm ²		
Wire connection cross section, finely stranded, min.	0.5 mm ²		
Connection cross-section, stranded, max.	6 mm ²		
Connection cross-section, stranded, min.	0.5 mm ²		
Twin wire-end ferrules, max.	1.5 mm ²		
Twin wire-end ferrules, min.	0.5 mm ²		
Wire connection cross-section, solid core, max.	6 mm ²		
Wire connection cross-section, solid core, min.	0.5 mm ²		
Tube length for wire-end ferrule with plastic collar DIN 46228/4	Tube length	min.	10 mm
		max.	12 mm
	Cross-section for conductor connection	min.	0.5 mm ²
		max.	1 mm ²
	Tube length	min.	10 mm
		max.	18 mm
Cross-section for conductor connection	nominal	1.5 mm ²	

SET AAP11 6/1.5/12C

Weidmüller Interface GmbH & Co. KG

Klingenbergstraße 26
D-32758 Detmold
Germany

www.weidmueller.com

Technical data

	Tube length	min.	12 mm
		max.	18 mm
	Cross-section for conductor connection	nominal	2.5 mm ²
	Tube length	min.	10 mm
		max.	18 mm
Cross-section for conductor connection	min.	4 mm ²	
	max.	6 mm ²	
Tube length for twin wire-end ferrule	Tube length	min.	10 mm
		max.	12 mm
	Cross-section for conductor connection	nominal	0.5 mm ²
	Tube length	min.	10 mm
		max.	18 mm
	Cross-section for conductor connection	nominal	0.75 mm ²
	Tube length	min.	12 mm
		max.	18 mm
	Cross-section for conductor connection	min.	1 mm ²
		max.	1.5 mm ²
Tube length for wire-end ferrule without plastic collar DIN 46228/1	Tube length	nominal	10 mm
	Cross-section for conductor connection	min.	0.5 mm ²
		max.	1 mm ²
	Tube length	min.	10 mm
		max.	18 mm
	Cross-section for conductor connection	min.	1.5 mm ²
		max.	2.5 mm ²
	Tube length	min.	12 mm
		max.	18 mm
	Cross-section for conductor connection	nominal	4 mm ²
	Tube length	min.	10 mm
		max.	18 mm
Cross-section for conductor connection	min.	6 mm ²	
	max.	10 mm ²	

General

Number of poles	6	Wire connection cross section AWG, max.	AWG 8
Installation advice	Rail	Wire connection cross section AWG, min.	AWG 22
Standards	In accordance with IEC 60947-7-1	Mounting rail	TS 35

Rating data

Rated cross-section	6 mm ²	Rated voltage	500 V
Rated DC voltage	500 V	Nominal current	35 A
Current at maximum wires	35 A	Standards	In accordance with IEC 60947-7-1
Volume resistance according to IEC 60947-7-x	0.78 mΩ	Rated impulse withstand voltage	6 kV
Power loss in accordance with IEC 60947-7-x	1.31 W	Surge voltage category	III
Pollution severity	3		

Classifications

ETIM 8.0	EC001284	ETIM 9.0	EC001284
ETIM 10.0	EC001284	ECLASS 14.0	27-14-11-06
ECLASS 15.0	27-14-11-06		

SET AAP11 6/1.5/12C

Weidmüller Interface GmbH & Co. KG
 Klingenbergstraße 26
 D-32758 Detmold
 Germany

www.weidmueller.com

Accessories

Accessories

Accessories for testing and measuring equipment



General ordering data

Type	ZUB MULTIMETER	Version	
Order No.	9205270000	Multimeter	
GTIN (EAN)	4032248723522		
Qty.	1 ST		

End bracket



Weidmüller's range of products includes end brackets that guarantee a permanent, reliable mounting on the terminal rail and prevent sliding. Versions with and without screws are available. The end brackets include marking options, also for group markers, and also a test plug holder.

General ordering data

Type	AEB 35 SC/1	Version	
Order No.	1991920000	A-series, End bracket	
GTIN (EAN)	4050118376722		
Qty.	50 ST		

Cross-connections



The distribution or multiplication of a potential to adjoining terminal blocks is realized via a cross-connection. Additional wiring effort can be easily avoided. Even if the poles are broken out, contact reliability in the terminal blocks is still ensured. Our portfolio offers pluggable and screwable cross-connection systems for modular terminal blocks.

General ordering data

Type	ZQV 1.5N/2 RD	Version	
Order No.	1985650000	Cross-connector (terminal), Plugged, red, 17.5 A, Number of poles: 2,	
GTIN (EAN)	4050118370324	Pitch in mm (P): 3.50, Insulated: Yes, Width: 5.5 mm	
Qty.	60 ST		

SET AAP11 6/1.5/12C

Weidmüller Interface GmbH & Co. KG
 Klingenbergstraße 26
 D-32758 Detmold
 Germany

www.weidmueller.com

Accessories

Type	ZQV 1.5N/3 RD	Version
Order No.	1985670000	Cross-connector (terminal), Plugged, red, 17.5 A, Number of poles: 3,
GTIN (EAN)	4050118370348	Pitch in mm (P): 3.50, Insulated: Yes, Width: 9 mm
Qty.	60 ST	
Type	ZQV 1.5N/4 RD	Version
Order No.	1985690000	Cross-connector (terminal), Plugged, red, 17.5 A, Number of poles: 4,
GTIN (EAN)	4050118370515	Pitch in mm (P): 3.50, Insulated: Yes, Width: 12.5 mm
Qty.	60 ST	
Type	ZQV 1.5N/5 RD	Version
Order No.	1985710000	Cross-connector (terminal), Plugged, red, 17.5 A, Number of poles: 5,
GTIN (EAN)	4050118370256	Pitch in mm (P): 3.50, Insulated: Yes, Width: 16 mm
Qty.	20 ST	
Type	ZQV 1.5N/6 RD	Version
Order No.	1985730000	Cross-connector (terminal), Plugged, red, 17.5 A, Number of poles: 6,
GTIN (EAN)	4050118370454	Pitch in mm (P): 3.50, Insulated: Yes, Width: 19.5 mm
Qty.	20 ST	
Type	ZQV 1.5N/7 RD	Version
Order No.	1985750000	Cross-connector (terminal), Plugged, red, 17.5 A, Number of poles: 7,
GTIN (EAN)	4050118370249	Pitch in mm (P): 3.50, Insulated: Yes, Width: 23 mm
Qty.	20 ST	
Type	ZQV 1.5N/8 RD	Version
Order No.	1985770000	Cross-connector (terminal), Plugged, red, 17.5 A, Number of poles: 8,
GTIN (EAN)	4050118370508	Pitch in mm (P): 3.50, Insulated: Yes, Width: 26.5 mm
Qty.	20 ST	
Type	ZQV 1.5N/9 RD	Version
Order No.	1985790000	Cross-connector (terminal), Plugged, red, 17.5 A, Number of poles: 9,
GTIN (EAN)	4050118370386	Pitch in mm (P): 3.50, Insulated: Yes, Width: 30 mm
Qty.	20 ST	
Type	ZQV 1.5N/10 RD	Version
Order No.	1985800000	Cross-connector (terminal), Plugged, red, 17.5 A, Number of poles:
GTIN (EAN)	4050118370393	10, Pitch in mm (P): 3.50, Insulated: Yes, Width: 33.5 mm
Qty.	20 ST	
Type	ZQV 1.5N/20 RD	Version
Order No.	1985810000	Cross-connector (terminal), Plugged, red, 17.5 A, Number of poles:
GTIN (EAN)	4050118370355	20, Pitch in mm (P): 3.50, Insulated: Yes, Width: 70 mm
Qty.	20 ST	
Type	ZQV 1.5N/50 RD	Version
Order No.	1985820000	Cross-connector (terminal), Plugged, red, 17.5 A, Number of poles:
GTIN (EAN)	4050118370270	50, Pitch in mm (P): 3.50, Insulated: Yes, Width: 175 mm
Qty.	5 ST	

SET AAP11 6/1.5/12C

Weidmüller Interface GmbH & Co. KG

Klingenbergstraße 26

D-32758 Detmold

Germany

www.weidmueller.com

Accessories

Blank



The Dekafix (DEK) marker is the universal marker for all conductor and plug-in connectors as well as for electronic sub-assemblies. The system is ideal for short number sequences and covers a wide range of ready-printed markers.

Strips for fast installation in only one work step. The printing is easy to read, rich in contrast and available in various widths.

- Large range of ready-to-use markers
 - Strips for fast installation
 - Terminal markers, suitable for all Weidmüller cable connectors
 - Available as blank MultiCard or with standard printing
- For custom printing: Please send us a file of our labeling software M-Print PRO or M-Print PRO Online (without installation) for your labeling specifications.

General ordering data

Type	DEK 5/8 MC NE WS	Version
Order No.	1856740000	Dekafix, Terminal marker, 5 x 8 mm, Pitch in mm (P): 8.00
GTIN (EAN)	4032248400850	Weidmueller, white
Qty.	800 ST	

Custom printing



The Dekafix (DEK) marker is the universal marker for all conductor and plug-in connectors as well as for electronic sub-assemblies. The system is ideal for short number sequences and covers a wide range of ready-printed markers.

Strips for fast installation in only one work step. The printing is easy to read, rich in contrast and available in various widths.

- Large range of ready-to-use markers
 - Strips for fast installation
 - Terminal markers, suitable for all Weidmüller cable connectors
 - Available as blank MultiCard or with standard printing
- For custom printing: Please send us a file of our labeling software M-Print PRO or M-Print PRO Online (without installation) for your labeling specifications.

General ordering data

Type	DEK 5/8 MC SDR	Version
Order No.	1856750000	Dekafix, Terminal marker, 5 x 8 mm, Pitch in mm (P): 8.00
GTIN (EAN)	4032248400867	Weidmueller, To customer specification
Qty.	160 ST	
Type	DEK 5/8 PLUS MC SDR	Version
Order No.	1046370000	Dekafix, Terminal marker, 5 x 8 mm, Pitch in mm (P): 8.00
GTIN (EAN)	4032248782079	Weidmueller, To customer specification
Qty.	160 ST	


SET AAP11 6/1.5/12C

Weidmüller Interface GmbH & Co. KG
 Klingenbergstraße 26
 D-32758 Detmold
 Germany

www.weidmueller.com

Accessories

Blank



WS markers are the perfect match for the W-series connectors. Thanks to their system compatibility, the WS tags can also be used with the I-series and the Z-series. The large marking surfaces do not only permit long character strings but also multi-line text. WS markers are ideal for labels with long, customised character strings. Thanks to the proven MultiCard format, printing with PrintJet CONNECT oder/or Plotter is possible.


- Can be fitted in strips or individually
- Markers in proven MultiCard format

For custom printing: Please send us a file of our labeling software M-Print PRO or M-Print PRO Online (without installation) for your labeling specifications.

General ordering data

Type	WS 10/8 PLUS MC NE WS	Version
Order No.	1905950000	WS, Terminal marker, 10 x 8 mm, Pitch in mm (P): 8.00 Weidmueller,
GTIN (EAN)	4032248528103	white
Qty.	420 ST	

Custom printing



WS markers are the perfect match for the W-series connectors. Thanks to their system compatibility, the WS tags can also be used with the I-series and the Z-series. The large marking surfaces do not only permit long character strings but also multi-line text. WS markers are ideal for labels with long, customised character strings. Thanks to the proven MultiCard format, printing with PrintJet CONNECT oder/or Plotter is possible.

- Can be fitted in strips or individually
- Markers in proven MultiCard format

For custom printing: Please send us a file of our labeling software M-Print PRO or M-Print PRO Online (without installation) for your labeling specifications.

General ordering data

Type	WS 10/8 PLUS MC SDR	Version
Order No.	1906030000	WS, Terminal marker, 10 x 8 mm, Pitch in mm (P): 8.00 Weidmueller,
GTIN (EAN)	4032248528196	To customer specification
Qty.	84 ST	

SET AAP11 6/1.5/12C

Weidmüller Interface GmbH & Co. KG
 Klingenbergstraße 26
 D-32758 Detmold
 Germany

www.weidmueller.com

Accessories

End bracket



Weidmüller's range of products includes end brackets that guarantee a permanent, reliable mounting on the terminal rail and prevent sliding. Versions with and without screws are available. The end brackets include marking options, also for group markers, and also a test plug holder.

General ordering data

Type	AEB 35 SC/1 BK	Version	
Order No.	2475310000	Version	A-series, End bracket
GTIN (EAN)	4050118487114		
Qty.	50 ST		

Marker holder




The marker holder offer the possibility of additional mounting of standard markers with a pitch of 5 or 5.1 mm. The angled holders can be optionally snapped together and could be mounted in all standard marking channels of the Klippon® Connect modular terminal blocks. Fitting marker types could be found under the respective accessories of the designation marking holder.

General ordering data

Type	BZT 1 WS 10/5	Version	
Order No.	1805490000	Version	Accessories, Marker holder
GTIN (EAN)	4032248270231		
Qty.	100 ST		
Type	BZT 1 ZA WS 10/5	Version	
Order No.	1805520000	Version	Accessories, Marker holder
GTIN (EAN)	4032248270248		
Qty.	100 ST		

Warning cover



Warning covers with a flash symbol provide more safety for man and machine. They are used where external voltage must be indicated within the application.

SET AAP11 6/1.5/12C

Weidmüller Interface GmbH & Co. KG
 Klingenbergstraße 26
 D-32758 Detmold
 Germany

www.weidmueller.com

Accessories

General ordering data

Type	AAM 6 YE FLASH	Version	
Order No.	2635570000	A-series, Terminal marker, 13 x 8.1 mm, Pitch in mm (P): 8.00 yellow	
GTIN (EAN)	4050118674514		
Qty.	40 ST		

End bracket



Weidmüller's range of products includes end brackets that guarantee a permanent, reliable mounting on the terminal rail and prevent sliding. Versions with and without screws are available. The end brackets include marking options, also for group markers, and also a test plug holder.

General ordering data

Type	AEB 35 SCL/1 V0	Version	
Order No.	2661280000	A-series, End bracket	
GTIN (EAN)	4050118702163		
Qty.	20 ST		
Type	AEB 35 SCL/1 V0 BK	Version	
Order No.	2661300000	A-series, End bracket	
GTIN (EAN)	4050118702187		
Qty.	20 ST		
Type	AEB 35 SCL/1 V0 GY	Version	
Order No.	2661290000	A-series, End bracket	
GTIN (EAN)	4050118702170		
Qty.	20 ST		

DEK 5/8



WS/ DEK

MultiMark terminal markers use an innovative composite material made from two components. The hard base contour of the marker snaps securely into the connector. The elastic surface finish makes the marker easy to mount. This specially punched material enables the strips to be stretched to accommodate the slight variations in spacing that tend to add up, especially with long terminal blocks. Another advantage: the excellent printability of the surface material guarantees durable and wear-resistant labelling. A print resolution of 300 dpi also produces a very legible script.

Your benefits with MultiMark

- Firm hold and durable printing
- Continuous strips save installation time
- Easy mounting thanks to an innovative composite material
- Large label field for optimal legibility
- High flexibility thanks to manufacturer independence

SET AAP11 6/1.5/12C

Weidmüller Interface GmbH & Co. KG
 Klingenbergstraße 26
 D-32758 Detmold
 Germany

www.weidmueller.com

Accessories

General ordering data

Type	DEK 5/8 MM WS	Version	
Order No.	2007130000	Dekafix, Terminal marker, 5 x 8 mm, Weidmueller, white	
GTIN (EAN)	4050118392012		
Qty.	500 ST		

Slotted screwdriver



Slotted screwdriver with rounded blade SD DIN 5265, ISO 2380/2, output to DIN 5264, ISO 2380/1. ChromTop tip, SoftFinish grip

General ordering data

Type	SDS 0.4X2.0X60	Version	
Order No.	2749260000	Screwdriver, Blade width (B): 2 mm, Blade length: 60 mm, Blade thickness (A): 0.4 mm	
GTIN (EAN)	4050118895537		
Qty.	1 ST		

Testadapter and testsockets



Test adapters and test plugs are used for the electrical connection between terminal blocks and the test equipment. In this way, an electrical contact can be established in the wired state and measurements can be done easily.

General ordering data

Type	FZS 2/4 RT/80 SAKT4	Version	
Order No.	1276300000	Plug (terminal), Plug-in connection, 2 mm ² , Number of connections: 2, Number of poles: 1, Width: 9 mm	
GTIN (EAN)	4008190026080		
Qty.	20 ST		