

WPD 230 2X50/2X50 BK**Weidmüller Interface GmbH & Co. KG**

Klingenbergstraße 26

D-32758 Detmold

Germany

www.weidmueller.com

Product image

Klippon® Connect power feed-in terminal blocks WPD allow for an easy and safe installation of aluminium and copper conductors on a small footprint. A power supply or monitoring connection can also be used as an option. Customers can use the power feed-in terminal blocks WPD, regardless of the conductor material. They can be mounted either directly or on DIN rail TS35.

General ordering data

| | |
|------------|--|
| Version | Potential distributor terminal, Screw connection, black, 50 mm ² , 150 A, 1000 V, Number of connections: 4, Number of levels: 1 |
| Order No. | 2502950000 |
| Type | WPD 230 2X50/2X50 BK |
| GTIN (EAN) | 4050118516777 |
| Qty. | 5 items |

WPD 230 2X50/2X50 BK

Weidmüller Interface GmbH & Co. KG
 Klingenbergstraße 26
 D-32758 Detmold
 Germany

www.weidmueller.com

Technical data

Approvals

Approvals



| | |
|-------------------------|----------------------------|
| ROHS | Conform |
| UL File Number Search | UL Website |
| Certificate No. (cURus) | E60693 |

Dimensions and weights

| | | | |
|------------|---------|-----------------|-------------|
| Depth | 45 mm | Depth (inches) | 1.7716 inch |
| Height | 70 mm | Height (inches) | 2.7559 inch |
| Width | 35.6 mm | Width (inches) | 1.4016 inch |
| Net weight | 66 g | | |

Temperatures

| | | | |
|----------------------------------|----------------|----------------------------------|---------------|
| Storage temperature | -25 °C...55 °C | Ambient temperature | -5 °C...40 °C |
| Continuous operating temp., min. | -50 °C | Continuous operating temp., max. | 120 °C |

Environmental Product Compliance

| | |
|------------------------|-----------------------------|
| RoHS Compliance Status | Compliant without exemption |
| REACH SVHC | No SVHC above 0.1 wt% |

Material data

| | | | |
|---------------------------|-------|--------|-------|
| Basic material | Wemid | Colour | black |
| UL 94 flammability rating | V-0 | | |

Rating data IECEx/ATEX

| | | | |
|--------------------------------|--------------------|-------------------------|------------------|
| Certificate No. (ATEX) | CNEX18ATEX0016U | Certificate No. (IECEX) | IECEXNEX18.0010U |
| Max. voltage (ATEX) | 880 V | Current (ATEX) | 150 A |
| Wire cross section max. (ATEX) | 50 mm ² | Max. voltage (IECEX) | 880 V |
| Current (IECEX) | 150 A | | |

System specifications

| | | | |
|-------------------------------------|------------------|-----------------------------------|-------|
| Version | Screw connection | End cover plate required | No |
| Number of potentials | 1 | Number of levels | 1 |
| Number of clamping points per level | 4 | Levels cross-connected internally | No |
| PE connection | No | Mounting rail | TS 35 |
| PE function | No | | |

Additional technical data

| | | | |
|---------------------|--------------------------------|--------------------------|-----|
| Installation advice | Terminal rail / mounting plate | Explosion-tested version | Yes |
| Type of mounting | Snap-on | | |

WPD 230 2X50/2X50 BK

Weidmüller Interface GmbH & Co. KG
 Klingenbergstraße 26
 D-32758 Detmold
 Germany

www.weidmueller.com

Technical data

Conductors for clamping (additional connection)

Connection type, additional connection Screw connection

Conductors for clamping (rated connection)

| | | | |
|---|-------------------|---|--------------------|
| Wire connection cross section AWG, max. | AWG 1/0 | Connection direction | on side |
| Type of connection 2 | Screw connection | Type of connection | Screw connection |
| Number of connections | 4 | Clamping range, max. | 50 mm ² |
| Clamping range, min. | 4 mm ² | Wire connection cross section AWG, min. | AWG 12 |
| Wire connection cross-section, finely stranded with wire-end ferrules DIN 46228/4, min. | 4 mm ² | Wire connection cross-section, finely stranded with wire-end ferrules DIN 46228/1, max. | 35 mm ² |
| Wire connection cross-section, finely stranded with wire-end ferrules DIN 46228/1, min. | 4 mm ² | Wire connection cross section, finely stranded, max. | 50 mm ² |
| Wire connection cross section, finely stranded, min. | 4 mm ² | Connection cross-section, stranded, max. | 50 mm ² |
| Connection cross-section, stranded, min. 4 mm ² | | Wire connection cross-section, solid core, max. | 50 mm ² |
| Wire connection cross-section, solid core, min. | 4 mm ² | | |

General

| | | | |
|---------------------|--------------------------------|---|---------|
| Number of poles | 1 | Wire connection cross section AWG, max. | AWG 1/0 |
| Installation advice | Terminal rail / mounting plate | Wire connection cross section AWG, min. | AWG 12 |
| Standards | IEC 60947-7-1, UL 1059, CSA | Mounting rail | TS 35 |

Rating data

| | | | |
|---------------------------------|-----------------------------|--|---------|
| Rated cross-section | 50 mm ² | Rated voltage | 1000 V |
| Rated AC voltage | 1000 V | Rated DC voltage | 1000 V |
| Nominal current | 150 A | Current at maximum wires | 150 A |
| Standards | IEC 60947-7-1, UL 1059, CSA | Volume resistance according to IEC 60947-7-x | 0.21 mΩ |
| Rated impulse withstand voltage | 8 kV | Power loss in accordance with IEC 60947-7-x | 4.80 W |
| Surge voltage category | III | Pollution severity | 3 |

UL rating data

Certificate No. (cURus) E60693

Important note

Product information You will find additional information in the downloadsection of the onlinecatalogue

Classifications


| | | | |
|-------------|-------------|-------------|-------------|
| ETIM 8.0 | EC000897 | ETIM 9.0 | EC000897 |
| ETIM 10.0 | EC000897 | ECLASS 14.0 | 27-25-01-19 |
| ECLASS 15.0 | 27-25-01-19 | | |

WPD 230 2X50/2X50 BK





Weidmüller Interface GmbH & Co. KG
 Klingenbergstraße 26
 D-32758 Detmold
 Germany

Drawings

www.weidmueller.com







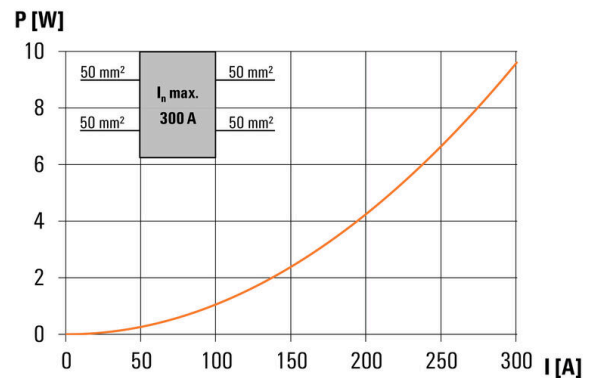
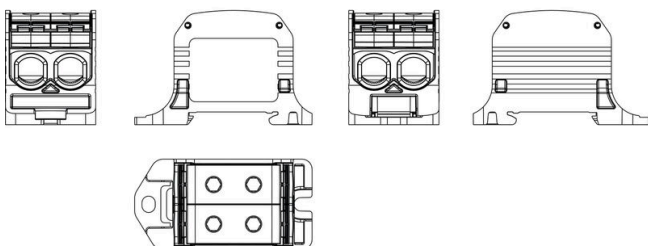
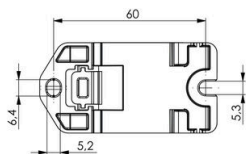
Conductor connection data according to IEC 60947-7-1 (Cu)

| Input (x1) / Output (x1) | Copper | | Aluminum | |
|--|---|---|---|---|
| |  |  |  |  |
| 50 mm ² | 10 Nm | 10 Nm | 14 Nm | 14 Nm |
| 35 mm ² | | 10 Nm | | |
| 25 mm ² | 8 Nm | 8 Nm | 12 Nm | 10 Nm |
| 16 mm ² | | | 10 Nm | |
| 10 mm ² | | | | |
| 6 mm ² | 6 Nm | 6 Nm | | |
| 4 mm ² | | | | |
| 2.5 mm ² | | | | |
| max. current with 2x50 mm ² (acc. to IEC) | 300 A | | 270 A | |
| Stripping lengths | 16 mm | | | |
| Allen screw | M10 (SW 5 mm) | | | |



Conductor connection data according to UL 1059 (Al+Cu)

| Input (x1) / Output (x1) | Copper | | Aluminum | |
|---|---|---|---|---|
| |  |  |  |  |
| AWG 1/0 | | | 123.9Lb In. | 123.9Lb In. |
| AWG 2 | | | | |
| AWG 4 | 123.9Lb In. | | | |
| AWG 6 | | 123.9Lb In. | | |
| AWG 8 | | | | |
| AWG 10 | | | | |
| AWG 12 | | | | |
| max. current at 1 x 50 mm ² (acc. to UL) | 150 A | | 120 A | |
| Stripping lengths | 16 mm | | | |
| Allen screw | M10 (SW 5 mm) | | | |



WPD 230 2X50/2X50 BK

Weidmüller Interface GmbH & Co. KG
Klingenbergstraße 26
D-32758 Detmold
Germany

www.weidmueller.com

Accessories

Cover



Our systems for touch protection ensure greater safety in your cabinet. They provide protection against electric shock caused by accidental contact with live parts due to operation or faults.

General ordering data

| | | | |
|------------|----------------------------|---------|------------------------------|
| Type | WPDPC X30 GY | Version | |
| Order No. | 2503330000 | Version | Cover hood (terminal), Wemid |
| GTIN (EAN) | 4050118533323 | | |
| Qty. | 54 ST | | |

Blank



The Dekafix (DEK) marker is the universal marker for all conductor and plug-in connectors as well as for electronic sub-assemblies. The system is ideal for short number sequences and covers a wide range of ready-printed markers.

Strips for fast installation in only one work step. The printing is easy to read, rich in contrast and available in various widths.

- Large range of ready-to-use markers
 - Strips for fast installation
 - Terminal markers, suitable for all Weidmüller cable connectors
 - Available as blank MultiCard or with standard printing
- For custom printing: Please send us a file of our labeling software M-Print PRO or M-Print PRO Online (without installation) for your labeling specifications.

General ordering data

| | | | |
|------------|----------------------------|---------|---|
| Type | DEK 5/5 MC NE WS | Version | |
| Order No. | 1609801044 | Version | Dekafix, Terminal marker, 5 x 5 mm, Pitch in mm (P): 5.00 |
| GTIN (EAN) | 4008190397111 | | Weidmueller, white |
| Qty. | 1000 ST | | |

Socket wrench sets

Allen key made from fully hardened, high-alloy chromium-vanadium- steel, acc. to DIN ISO 2936 L (DIN 911), high-quality refined surface.



WPD 230 2X50/2X50 BK

Weidmüller Interface GmbH & Co. KG
 Klingenbergstraße 26
 D-32758 Detmold
 Germany

www.weidmueller.com

Accessories

General ordering data

| | | |
|------------|----------------------------|-----------------|
| Type | SK WSD-S 1,5-10,0 | Version |
| Order No. | 9008850000 | Mounting tool |
| GTIN (EAN) | 4032248266609 | |
| Qty. | 1 ST | |
| Type | SKS 2,0-8,0 MR | Version |
| Order No. | 9008870000 | socket wrenches |
| GTIN (EAN) | 4032248266623 | |
| Qty. | 1 ST | |

Marker holder



The marker holder offer the possibility of additional mounting of standard markers with a pitch of 5 or 5.1 mm. The angled holders can be optionally snapped together and could be mounted in all standard marking channels of the Klippon® Connect modular terminal blocks. Fitting marker types could be found under the respective accessories of the designation marking holder.

General ordering data

| | | |
|------------|----------------------------|----------------------------|
| Type | BZT 1 WS 10/5 | Version |
| Order No. | 1805490000 | Accessories, Marker holder |
| GTIN (EAN) | 4032248270231 | |
| Qty. | 100 ST | |
| Type | BZT 1 ZA WS 10/5 | Version |
| Order No. | 1805520000 | Accessories, Marker holder |
| GTIN (EAN) | 4032248270248 | |
| Qty. | 100 ST | |