

WPD 133 1X300/1X300 GN**Weidmüller Interface GmbH & Co. KG**

Klingenbergstraße 26

D-32758 Detmold

Germany

www.weidmueller.com

Product image

Klippon® Connect power feed-in terminal blocks WPD allow for an easy and safe installation of aluminium and copper conductors on a small footprint. A power supply or monitoring connection can also be used as an option. Customers can use the power feed-in terminal blocks WPD, regardless of the conductor material. They can be mounted either directly or on DIN rail TS35.

General ordering data

Version	Potential distributor terminal, Screw connection, green, 300 mm ² , 520 A, 1000 V, Number of connections: 2, Number of levels: 1
Order No.	2502870000
Type	WPD 133 1X300/1X300 GN
GTIN (EAN)	4050118516692
Qty.	1 items

WPD 133 1X300/1X300 GN

Weidmüller Interface GmbH & Co. KG
 Klingenbergstraße 26
 D-32758 Detmold
 Germany

www.weidmueller.com

Technical data

Approvals

Approvals



ROHS	Conform
UL File Number Search	UL Website
Certificate No. (cURus)	E60693

Dimensions and weights

Depth	83.5 mm	Depth (inches)	3.2874 inch
Height	118 mm	Height (inches)	4.6457 inch
Width	45 mm	Width (inches)	1.7716 inch
Net weight	338 g		

Temperatures

Storage temperature	-25 °C...55 °C	Ambient temperature	-50 °C...75 °C
Continuous operating temp., min.	-50 °C	Continuous operating temp., max.	120 °C

Environmental Product Compliance

RoHS Compliance Status	Compliant without exemption
REACH SVHC	No SVHC above 0.1 wt%

Material data

Basic material	Wemid	Colour	green
UL 94 flammability rating	V-0		

Rating data IECEx/ATEX

Certificate No. (ATEX)	CNEX18ATEX0016U	Certificate No. (IECEX)	IECEXCNEX18.0010U
Max. voltage (ATEX)	1100 V	Current (ATEX)	520 A
Wire cross section max. (ATEX)	300 mm ²	Max. voltage (IECEX)	1100 V
Current (IECEX)	520 A		

System specifications

Version	Screw connection	End cover plate required	No
Number of potentials	1	Number of levels	1
Number of clamping points per level	2	Levels cross-connected internally	No
PE connection	No	Mounting rail	TS 35
PE function	No		

Additional technical data

Installation advice	Terminal rail / mounting plate	Explosion-tested version	Yes
Type of mounting	Snap-on		

WPD 133 1X300/1X300 GN

Weidmüller Interface GmbH & Co. KG
 Klingenbergstraße 26
 D-32758 Detmold
 Germany

www.weidmueller.com

Technical data

Conductors for clamping (additional connection)

Connection type, additional connection Screw connection

Conductors for clamping (rated connection)

Wire connection cross section AWG, max.	kcmil 500	Connection direction	on side
Type of connection 2	Screw connection	Type of connection	Screw connection
Number of connections	2	Clamping range, max.	300 mm ²
Clamping range, min.	35 mm ²	Wire connection cross section AWG, min.	AWG 16
Wire connection cross-section, finely stranded with wire-end ferrules DIN 46228/4, min.	35 mm ²	Wire connection cross-section, finely stranded with wire-end ferrules DIN 46228/1, max.	240 mm ²
Wire connection cross-section, finely stranded with wire-end ferrules DIN 46228/1, min.	35 mm ²	Wire connection cross section, finely stranded, max.	300 mm ²
Wire connection cross section, finely stranded, min.	35 mm ²	Connection cross-section, stranded, max.	300 mm ²
Connection cross-section, stranded, min. 35 mm ²		Wire connection cross-section, solid core, max.	300 mm ²
Wire connection cross-section, solid core, min.	35 mm ²		

General

Number of poles	1	Wire connection cross section AWG, max.	kcmil 500
Installation advice	Terminal rail / mounting plate	Wire connection cross section AWG, min.	AWG 16
Standards	IEC 60947-7-1, UL 1059, CSA	Mounting rail	TS 35

Rating data

Rated cross-section	300 mm ²	Rated voltage	1000 V
Rated AC voltage	1000 V	Rated DC voltage	1000 V
Nominal current	520 A	Current at maximum wires	520 A
Standards	IEC 60947-7-1, UL 1059, CSA	Volume resistance according to IEC 60947-7-x	0.06 mΩ
Rated impulse withstand voltage	8 kV	Power loss in accordance with IEC 60947-7-x	16.64 W
Short-time withstand current resistance	8/20μs with 50 kA	Surge voltage category	III
Pollution severity	3		

UL rating data

Certificate No. (cURus)	E60693
-------------------------	--------

Important note

Product information You will find additional information in the downloadsection of the onlinecatalogue

Classifications

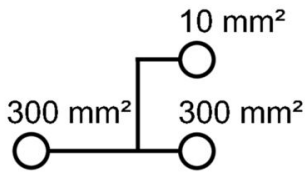
ETIM 8.0	EC000897	ETIM 9.0	EC000897
ETIM 10.0	EC000897	ECLASS 14.0	27-25-01-19
ECLASS 15.0	27-25-01-19		

WPD 133 1X300/1X300 GN

Weidmüller Interface GmbH & Co. KG
 Klingenbergstraße 26
 D-32758 Detmold
 Germany

www.weidmueller.com

Drawings



Conductor connection data according to IEC 60947-7-1 (Cu)

Input (x1) / Output (x1)	Copper		Aluminum	
	□	□	□	□
300 mm²				
240 mm²				
185 mm²	45 Nm		65 Nm	65 Nm
150 mm²				
120 mm²				
95 mm²				
70 mm²				
50 mm²	30 Nm			
35 mm²				
Flat band 15x25x1 mm			65 Nm	
Max. current with 2 x 300 mm² (acc. to IEC)	1040 A		940 A	
Stripping lengths	34 mm			
Allen screw	M24 (SW 12 mm)			

Auxiliary connection

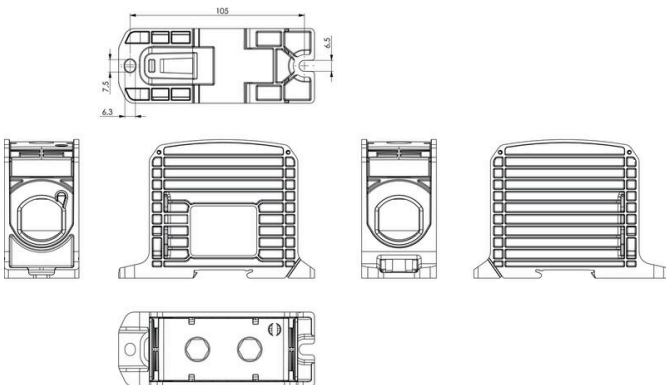
	Copper	
	□	□
10 mm²		
6 mm²		
4 mm²	1,2 Nm	
2,5 mm²		
1,5 mm²		
max. current	57 A	
Stripping lengths	10 mm	
screw	M4 (+ PZ2)	

Conductor connection data according to UL 1059 (Al+Cu)

Input (x1) / Output (x1)	Copper		Aluminum	
	□	□	□	□
600 kcmil				
300 kcmil				
300 kcmil	300 lb ft.		575 lb ft.	575 lb ft.
300 kcmil				
250 kcmil				
AWG 3/0				
AWG 2/0				
AWG 1	200 lb ft.			
AWG 2				
Max. current at 1 x 300 mm² (acc. to IEC)	820 A		940 A	
Stripping lengths	34 mm			
Allen screw	M24 (SW 12 mm)			

Auxiliary connection

	Copper	
	□	□
AWG 8		
AWG 10		
AWG 12	20 lb ft.	20 lb ft.
AWG 14		
AWG 16		
max. current	57 A	
Stripping lengths	10 mm	
screw	M4 (+ PZ2)	



WPD 133 1X300/1X300 GN

Weidmüller Interface GmbH & Co. KG
Klingenbergstraße 26
D-32758 Detmold
Germany

www.weidmueller.com

Accessories

Cover



Our systems for touch protection ensure greater safety in your cabinet. They provide protection against electric shock caused by accidental contact with live parts due to operation or faults.

General ordering data

Type	WPDPC X33 GY	Version	
Order No.	2503390000	Version	Cover hood (terminal), Wemid
GTIN (EAN)	4050118533354		
Qty.	8 ST		

Blank



The Dekafix (DEK) marker is the universal marker for all conductor and plug-in connectors as well as for electronic sub-assemblies. The system is ideal for short number sequences and covers a wide range of ready-printed markers.

Strips for fast installation in only one work step. The printing is easy to read, rich in contrast and available in various widths.

- Large range of ready-to-use markers
 - Strips for fast installation
 - Terminal markers, suitable for all Weidmüller cable connectors
 - Available as blank MultiCard or with standard printing
- For custom printing: Please send us a file of our labeling software M-Print PRO or M-Print PRO Online (without installation) for your labeling specifications.

General ordering data

Type	DEK 5/5 MC NE WS	Version	
Order No.	1609801044	Version	Dekafix, Terminal marker, 5 x 5 mm, Pitch in mm (P): 5.00
GTIN (EAN)	4008190397111		Weidmueller, white
Qty.	1000 ST		

Socket wrench sets

Allen key made from fully hardened, high-alloy chromium-vanadium- steel, acc. to DIN ISO 2936 L (DIN 911), high-quality refined surface.



WPD 133 1X300/1X300 GN

Weidmüller Interface GmbH & Co. KG
 Klingenbergstraße 26
 D-32758 Detmold
 Germany


www.weidmueller.com

Accessories

General ordering data

Type	SK WSD-S 1,5-10,0	Version
Order No.	9008850000	Mounting tool
GTIN (EAN)	4032248266609	
Qty.	1 ST	
Type	SKS 2,0-8,0 MR	Version
Order No.	9008870000	socket wrenches
GTIN (EAN)	4032248266623	
Qty.	1 ST	

Marker holder



The marker holder offer the possibility of additional mounting of standard markers with a pitch of 5 or 5.1 mm. The angled holders can be optionally snapped together and could be mounted in all standard marking channels of the Klippon® Connect modular terminal blocks. Fitting marker types could be found under the respective accessories of the designation marking holder.

General ordering data

Type	BZT 1 WS 10/5	Version
Order No.	1805490000	Accessories, Marker holder
GTIN (EAN)	4032248270231	
Qty.	100 ST	
Type	BZT 1 ZA WS 10/5	Version
Order No.	1805520000	Accessories, Marker holder
GTIN (EAN)	4032248270248	
Qty.	100 ST	