

**WPD 230 2X50/2X50 GY****Weidmüller Interface GmbH & Co. KG**

Klingenbergstraße 26

D-32758 Detmold

Germany

www.weidmueller.com

**Product image**

Klippon® Connect power feed-in terminal blocks WPD allow for an easy and safe installation of aluminium and copper conductors on a small footprint. A power supply or monitoring connection can also be used as an option. Customers can use the power feed-in terminal blocks WPD, regardless of the conductor material. They can be mounted either directly or on DIN rail TS35.

**General ordering data**

Version	Potential distributor terminal, Screw connection, Light Grey, 50 mm <sup>2</sup> , 150 A, 1000 V, Number of connections: 4, Number of levels: 1
Order No.	<a href="#">2502580000</a>
Type	WPD 230 2X50/2X50 GY
GTIN (EAN)	4050118516401
Qty.	5 items

## WPD 230 2X50/2X50 GY

**Weidmüller Interface GmbH & Co. KG**  
 Klingenbergstraße 26  
 D-32758 Detmold  
 Germany

www.weidmueller.com

## Technical data

### Approvals

Approvals



ROHS	Conform
UL File Number Search	<a href="#">UL Website</a>
Certificate No. (cURus)	E60693

### Dimensions and weights

Depth	45 mm	Depth (inches)	1.7716 inch
Height	70 mm	Height (inches)	2.7559 inch
Width	35.6 mm	Width (inches)	1.4016 inch
Net weight	66 g		

### Temperatures

Storage temperature	-25 °C...55 °C	Ambient temperature	-5 °C...40 °C
Continuous operating temp., min.	-50 °C	Continuous operating temp., max.	120 °C

### Environmental Product Compliance

RoHS Compliance Status	Compliant without exemption
REACH SVHC	No SVHC above 0.1 wt%

### Material data

Basic material	Wemid	Colour	Light Grey
UL 94 flammability rating	V-0		

### Rating data IECEx/ATEX

Certificate No. (ATEX)	CNEX18ATEX0016U	Certificate No. (IECEX)	IECEXNEX18.0010U
Max. voltage (ATEX)	880 V	Current (ATEX)	150 A
Wire cross section max. (ATEX)	50 mm <sup>2</sup>	Max. voltage (IECEX)	880 V
Current (IECEX)	150 A		

### System specifications

Version	Screw connection	End cover plate required	No
Number of potentials	1	Number of levels	1
Number of clamping points per level	4	Levels cross-connected internally	No
PE connection	No	Mounting rail	TS 35
PE function	No		

### Additional technical data

Installation advice	Terminal rail / mounting plate	Explosion-tested version	Yes
Type of mounting	Snap-on		

## WPD 230 2X50/2X50 GY

**Weidmüller Interface GmbH & Co. KG**  
Klingenbergstraße 26  
D-32758 Detmold  
Germany

www.weidmueller.com

## Technical data

### Conductors for clamping (additional connection)

Connection type, additional connection Screw connection

### Conductors for clamping (rated connection)

Wire connection cross section AWG, max.	AWG 1/0	Connection direction	on side
Type of connection 2	Screw connection	Type of connection	Screw connection
Number of connections	4	Clamping range, max.	50 mm <sup>2</sup>
Clamping range, min.	4 mm <sup>2</sup>	Wire connection cross section AWG, min.	AWG 10
Wire connection cross-section, finely stranded with wire-end ferrules DIN 46228/4, min.	4 mm <sup>2</sup>	Wire connection cross-section, finely stranded with wire-end ferrules DIN 46228/1, max.	35 mm <sup>2</sup>
Wire connection cross-section, finely stranded with wire-end ferrules DIN 46228/1, min.	4 mm <sup>2</sup>	Wire connection cross section, finely stranded, max.	50 mm <sup>2</sup>
Wire connection cross section, finely stranded, min.	4 mm <sup>2</sup>	Connection cross-section, stranded, max.	50 mm <sup>2</sup>
Connection cross-section, stranded, min. 4 mm <sup>2</sup>		Wire connection cross-section, solid core, max.	50 mm <sup>2</sup>
Wire connection cross-section, solid core, min.	4 mm <sup>2</sup>		

### General

Number of poles	1	Wire connection cross section AWG, max.	AWG 1/0
Installation advice	Terminal rail / mounting plate	Wire connection cross section AWG, min.	AWG 10
Standards	IEC 60947-7-1, UL 1059, CSA	Mounting rail	TS 35

### Rating data

Rated cross-section	50 mm <sup>2</sup>	Rated voltage	1000 V
Rated AC voltage	1000 V	Rated DC voltage	1000 V
Nominal current	150 A	Current at maximum wires	150 A
Standards	IEC 60947-7-1, UL 1059, CSA	Volume resistance according to IEC 60947-7-x	0.21 mΩ
Rated impulse withstand voltage	8 kV	Power loss in accordance with IEC 60947-7-x	4.80 W
Surge voltage category	III	Pollution severity	3

### UL rating data

Certificate No. (cURus) E60693

### Important note

Product information You will find additional information in the downloadsection of the onlinecatalogue

### Classifications


ETIM 8.0	EC000897	ETIM 9.0	EC000897
ETIM 10.0	EC000897	ECLASS 14.0	27-25-01-19
ECLASS 15.0	27-25-01-19		

WPD 230 2X50/2X50 GY





Weidmüller Interface GmbH & Co. KG  
 Klingenbergstraße 26  
 D-32758 Detmold  
 Germany





Drawings

www.weidmueller.com











Conductor connection data according to IEC 60947-7-1 (Cu)

Input (x1) / Output (x1)	Copper		Aluminum	
				
50 mm <sup>2</sup>	10 Nm	10 Nm	14 Nm	14 Nm
35 mm <sup>2</sup>		10 Nm		
25 mm <sup>2</sup>	8 Nm	8 Nm	12 Nm	10 Nm
16 mm <sup>2</sup>			10 Nm	
10 mm <sup>2</sup>				
6 mm <sup>2</sup>	6 Nm	6 Nm		
4 mm <sup>2</sup>				
2.5 mm <sup>2</sup>				
max. current with 2x50 mm <sup>2</sup> (acc. to IEC)	300 A		270 A	
Stripping lengths	16 mm			
Allen screw	M10 (SW 5 mm)			

 Stranded     
  Solid     
  Flexible with ferrule     
  Sector shaped

Conductor connection data according to UL 1059 (Al+Cu)

Input (x1) / Output (x1)	Copper		Aluminum	
				
AWG 1/0			123.9Lb In.	123.9Lb In.
AWG 2				
AWG 4	123.9Lb In.			
AWG 6		123.9Lb In.		
AWG 8				
AWG 10				
AWG 12				
max. current at 1 x 50 mm <sup>2</sup> (acc. to UL)	150 A		120 A	
Stripping lengths	16 mm			
Allen screw	M10 (SW 5 mm)			

 Stranded     
  Solid     
  Flexible with ferrule     
  Sector shaped

