

WPD 130 1X50/1X50 GN**Weidmüller Interface GmbH & Co. KG**

Klingenbergstraße 26

D-32758 Detmold

Germany

www.weidmueller.com

Product image

Klippon® Connect power feed-in terminal blocks WPD allow for an easy and safe installation of aluminium and copper conductors on a small footprint. A power supply or monitoring connection can also be used as an option. Customers can use the power feed-in terminal blocks WPD, regardless of the conductor material. They can be mounted either directly or on DIN rail TS35.

General ordering data

Version	Potential distributor terminal, Screw connection, green, 50 mm ² , 150 A, 1000 V, Number of connections: 2, Number of levels: 1
Order No.	2502550000
Type	WPD 130 1X50/1X50 GN
GTIN (EAN)	4050118516272
Qty.	9 items

WPD 130 1X50/1X50 GN

Weidmüller Interface GmbH & Co. KG
Klingenbergstraße 26
D-32758 Detmold
Germany

www.weidmueller.com

Technical data

Approvals

Approvals



ROHS	Conform
UL File Number Search	UL Website
Certificate No. (cURus)	E60693

Dimensions and weights

Depth	45 mm	Depth (inches)	1.7716 inch
Height	70 mm	Height (inches)	2.7559 inch
Width	22 mm	Width (inches)	0.8661 inch
Net weight	39 g		

Temperatures

Storage temperature	-25 °C...55 °C	Ambient temperature	-50 °C...75 °C
Continuous operating temp., min.	-50 °C	Continuous operating temp., max.	120 °C

Environmental Product Compliance

RoHS Compliance Status	Compliant without exemption
REACH SVHC	No SVHC above 0.1 wt%

Material data

Basic material	Wemid	Colour	green
UL 94 flammability rating	V-0		

Rating data IECEx/ATEX

Certificate No. (ATEX)	CNEX18ATEX0016U	Certificate No. (IECEX)	IECEXNEX18.0010U
Max. voltage (ATEX)	880 V	Current (ATEX)	150 A
Wire cross section max. (ATEX)	50 mm ²	Max. voltage (IECEX)	880 V
Current (IECEX)	150 A		

System specifications

Version	Screw connection	End cover plate required	No
Number of potentials	1	Number of levels	1
Number of clamping points per level	2	Levels cross-connected internally	No
PE connection	No	Mounting rail	TS 35
PE function	No		

Additional technical data

Installation advice	Terminal rail / mounting plate	Explosion-tested version	Yes
Type of mounting	Snap-on		

WPD 130 1X50/1X50 GN

Weidmüller Interface GmbH & Co. KG
 Klingenbergstraße 26
 D-32758 Detmold
 Germany

www.weidmueller.com

Technical data

Conductors for clamping (additional connection)

Connection type, additional connection Screw connection

Conductors for clamping (rated connection)

Wire connection cross section AWG, max.	AWG 1/0	Connection direction	on side
Type of connection 2	Screw connection	Type of connection	Screw connection
Number of connections	2	Clamping range, max.	50 mm ²
Clamping range, min.	2.5 mm ²	Wire connection cross section AWG, min.	AWG 10
Wire connection cross-section, finely stranded with wire-end ferrules DIN 46228/4, min.	2.5 mm ²	Wire connection cross-section, finely stranded with wire-end ferrules DIN 46228/1, max.	35 mm ²
Wire connection cross-section, finely stranded with wire-end ferrules DIN 46228/1, min.	2.5 mm ²	Wire connection cross section, finely stranded, max.	50 mm ²
Wire connection cross section, finely stranded, min.	2.5 mm ²	Connection cross-section, stranded, max.	50 mm ²
Connection cross-section, stranded, min. 2.5 mm ²		Wire connection cross-section, solid core, max.	50 mm ²
Wire connection cross-section, solid core, min.	2.5 mm ²		

General

Number of poles	1	Wire connection cross section AWG, max.	AWG 1/0
Installation advice	Terminal rail / mounting plate	Wire connection cross section AWG, min.	AWG 10
Standards	IEC 60947-7-1, UL 1059, CSA	Mounting rail	TS 35

Rating data

Rated cross-section	50 mm ²	Rated voltage	1000 V
Rated AC voltage	1000 V	Rated DC voltage	1000 V
Nominal current	150 A	Current at maximum wires	150 A
Standards	IEC 60947-7-1, UL 1059, CSA	Volume resistance according to IEC 60947-7-x	0.21 mΩ
Rated impulse withstand voltage	8 kV	Power loss in accordance with IEC 60947-7-x	4.80 W
Surge voltage category	III	Pollution severity	3

UL rating data

Certificate No. (cURus) E60693

Important note

Product information You will find additional information in the downloadsection of the onlinecatalogue

Classifications


ETIM 8.0	EC000897	ETIM 9.0	EC000897
ETIM 10.0	EC000897	ECLASS 14.0	27-25-01-19
ECLASS 15.0	27-25-01-19		

WPD 130 1X50/1X50 GN





Weidmüller Interface GmbH & Co. KG
 Klingenbergstraße 26
 D-32758 Detmold
 Germany

Drawings

www.weidmueller.com







Conductor connection data according to IEC 60947-7-1 (Cu)

Input (x1) / Output (x1)	Copper		Aluminum	
				
50 mm ²	10 Nm	10 Nm	14 Nm	14 Nm
35 mm ²		10 Nm		
25 mm ²	8 Nm	8 Nm	12 Nm	10 Nm
16 mm ²			10 Nm	
10 mm ²				
6 mm ²	6 Nm	6 Nm		
4 mm ²				
2.5 mm ²				
max. current with 2x50 mm ² (acc. to IEC)	300 A		270 A	
Stripping lengths	16 mm			
Allen screw	M10 (SW 5 mm)			



Conductor connection data according to UL 1059 (Al+Cu)

Input (x1) / Output (x1)	Copper		Aluminum	
				
AWG 1/0			123.9Lb In.	123.9Lb In.
AWG 2				
AWG 4	123.9Lb In.			
AWG 6		123.9Lb In.		
AWG 8				
AWG 10				
AWG 12				
max. current at 1 x 50 mm ² (acc. to UL)	150 A		120 A	
Stripping lengths	16 mm			
Allen screw	M10 (SW 5 mm)			

