


PICOPAK-CI-CO-LP-P

Weidmüller Interface GmbH & Co. KG
 Klingenbergstraße 26
 D-32758 Detmold
 Germany

www.weidmueller.com



The passive Isolator PicoPak-CI-CO-LP separates stand-analogue current signals. An analogue input current signal is converted linear and galvanic isolated into an analogue out-put current signal. The power supply occurs through the input and output measuring circuit. The measuring range can be adjusted if necessary via the potentiometers (Zero and Span) installed on the front.

General ordering data

Version	Passive isolator, Output current loop powered, Input : 4-20 mA, Output : 4-20 mA
Order No.	2501110000
Type	PICOPAK-CI-CO-LP-P
GTIN (EAN)	4050118514704
Qty.	1 items

PICOPAK-CI-CO-LP-P

Weidmüller Interface GmbH & Co. KG

Klingenbergstraße 26

D-32758 Detmold

Germany

www.weidmueller.com

Technical data

Approvals

Approvals



ROHS	Conform
UL File Number Search	UL Website
Certificate No. (cURus)	E141197
Certificate no. (cULusEX)	E223527

Dimensions and weights

Depth	55 mm	Depth (inches)	2.1654 inch
Height	79.4 mm	Height (inches)	3.126 inch
Width	6.1 mm	Width (inches)	0.2402 inch
Net weight	47 g		

Temperatures

Storage temperature	-40 °C...85 °C	Operating temperature	-40 °C...55 °C
Humidity at operating temperature	0...95 % (no condensation)	Humidity	0...95 % (no condensation)

Probability of failure

SIL in compliance with IEC 61508	None
----------------------------------	------

Environmental Product Compliance

RoHS Compliance Status	Compliant with exemption
RoHS Exemption (if applicable/known)	6c, 7a, 7cl
REACH SVHC	Lead 7439-92-1
SCIP	f814e8b7-24eb-4ad1-8545-4d3e652b59d1

Input

Sensor	Current source	Number inputs	1
Input current	4...20 mA @ 6...35 V DC	Voltage drop, current input	≤3,5 V

Output

Number of outputs	1	Load impedance current	≤ 600 Ω, @ max 23mA
Output current	4...20 mA, loop-powered	Cut-off frequency (-3 dB)	≥3,5 kHz
Supply voltage (output)	18...32 V		

General data

Standard	EN 61010-1, EN 61326-1, UL 61010-1:2012, 3rd Edition	Accuracy	<0.1 % of measuring range
Protection degree	IP20	Supply voltage	Output loop powered
Step response time	≤ 5 ms	Mounting rail	TS 35
Temperature coefficient	≤ 200 ppm/K	Nominal power consumption	0.5 VA
Configuration	Potentiometer, Zero / Span	Power consumption, max.	0.8 W
Power consumption, typ.	0.55 W		

PICOPAK-CI-CO-LP-P

Weidmüller Interface GmbH & Co. KG

Klingenbergstraße 26
D-32758 Detmold
Germany

www.weidmueller.com

Technical data

Insulation coordination

Standard	EN 61010-1, EN 61326-1, UL 61010-1:2012, 3rd Edition	EMC standards	EN 61326-1
Surge voltage category	II	Pollution severity	2
Galvanic isolation	2-way isolator	Insulation voltage	3.5 kV
Rated voltage	300 V ACrms		

Connection data

Type of connection	PUSH IN	Wire connection cross section, finely stranded, min.	0.5 mm ²
Wire connection cross section, finely stranded, max.	1.5 mm ²	Wire cross-section, finely stranded, min. (AWG)	AWG 20
Wire cross-section, finely stranded, max. (AWG)	AWG 14		

Part description

Product description	The passive Isolator PicoPak-CI-CO-LP separates stand- analogue current signals. An analogue input current signal is converted linear and galvanic isolated into an analogue out- put current signal. The power supply occurs through the input and output measuring circuit. The measuring range can be adjusted if necessary via the potentiometers (Zero and Span) installed on the front.
---------------------	---

Classifications

ETIM 8.0	EC002653	ETIM 9.0	EC002653
ETIM 10.0	EC002653	ECLASS 14.0	27-21-01-20
ECLASS 15.0	27-21-01-20		

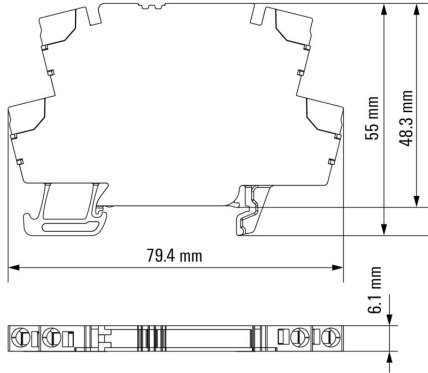
PICOPAK-CI-CO-LP-P

Weidmüller Interface GmbH & Co. KG
 Klingenbergstraße 26
 D-32758 Detmold
 Germany

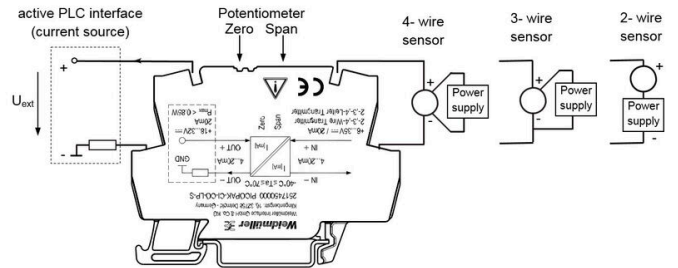
www.weidmueller.com

Drawings

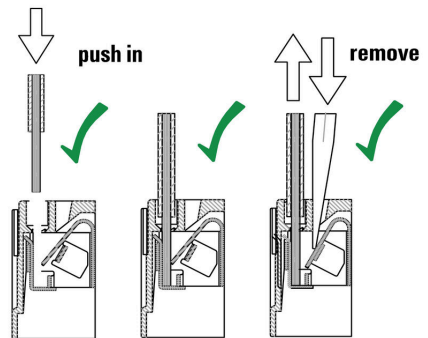
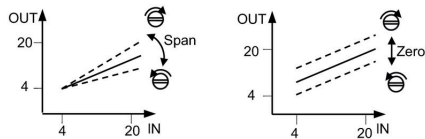
Dimensional drawing



Connection diagram



Correct handling PUSH IN connection




PICOPAK-CI-CO-LP-P

Weidmüller Interface GmbH & Co. KG
 Klingenbergstraße 26
 D-32758 Detmold
 Germany

Accessories

www.weidmueller.com

Blank



WS markers are the perfect match for the W-series connectors. Thanks to their system compatibility, the WS tags can also be used with the I-series and the Z-series. The large marking surfaces do not only permit long character strings but also multi-line text. WS markers are ideal for labels with long, customised character strings. Thanks to the proven MultiCard format, printing with PrintJet CONNECT oder/or Plotter is possible.

- Can be fitted in strips or individually
- Markers in proven MultiCard format

For custom printing: Please send us a file of our labeling software M-Print PRO or M-Print PRO Online (without installation) for your labeling specifications.

General ordering data

Type	WS 12/6 MC NE WS	Version
Order No.	1609900000	WS, Terminal marker, 12 x 6 mm, Pitch in mm (P): 6.00 Weidmueller,
GTIN (EAN)	4008190203467	Allen-Bradley, white
Qty.	600 ST	