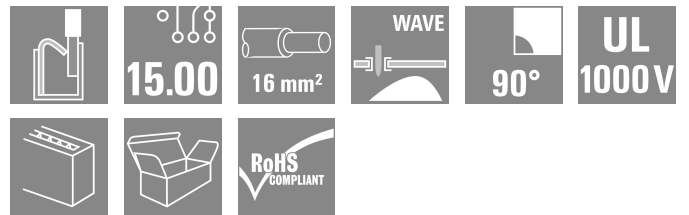


LUFS 15.00/08/90V 5.0SN BK BX

Weidmüller Interface GmbH & Co. KG
 Klingenbergstraße 26
 D-32758 Detmold
 Germany

www.weidmueller.com

Product image



The sturdy, direct connection for extreme current and voltage requirements in all power electronics applications such as solar inverters, frequency converters, servo-controllers and power supplies.

General ordering data

| | |
|-----------------|---|
| Version | Printed circuit board terminals, 15.00 mm, Number of poles: 8, 90°, Solder pin length (l): 5 mm, black, PUSH IN without actuator, Clamping range, max.: 16 mm², Box |
| Order No. | 2500610000 |
| Type | LUFS 15.00/08/90V 5.0SN BK BX |
| GTIN (EAN) | 4050118604467 |
| Qty. | 10 items |
| Product data | IEC: 1000 V / 101 A / 0.5 - 25 mm² UL: 600 V / 53 A / AWG 18 - AWG 4 |
| Packaging | Box |
| Delivery status | This article will no longer be available in the future. |
| Last order date | 2026-03-13T00:00:00+01:00 |
| Creation date | 25.05.2026 12:37:56 MEZ |

LUFS 15.00/08/90V 5.0SN BK BX

Weidmüller Interface GmbH & Co. KG
Klingenbergstraße 26
D-32758 Detmold
Germany

www.weidmueller.com

Technical data

Approvals

Approvals



| | |
|-------------------------|----------------------------|
| ROHS | Conform |
| UL File Number Search | UL Website |
| Certificate No. (cURus) | E60693 |

Dimensions and weights

| | | | |
|--------------------------|-------------|-----------------|------------|
| Depth | 28.55 mm | Depth (inches) | 1.124 inch |
| Height | 35 mm | Height (inches) | 1.378 inch |
| Height of lowest version | 30 mm | Width | 116.8 mm |
| Width (inches) | 4.5984 inch | Net weight | 93.93 g |

Environmental Product Compliance

| | |
|------------------------|-----------------------------|
| RoHS Compliance Status | Compliant without exemption |
| REACH SVHC | No SVHC above 0.1 wt% |

System parameters

| | | | |
|--|---|--|------------------------------|
| Product family | OMNIMATE Power - series LU | Wire connection method | PUSH IN without actuator |
| Mounting onto the PCB | THT solder connection | Conductor outlet direction | 90° |
| Pitch in mm (P) | 15.00 mm | Pitch in inches (P) | 0.591 " |
| Number of poles | 8 | Pin series quantity | 1 |
| Fitted by customer | No | Number of rows | 1 |
| Solder pin length (l) | 5 mm | Solder pin dimensions | d = 1.2 mm, Octagonal |
| Solder eyelet hole diameter (D) | 1.7 mm | Solder eyelet hole diameter tolerance (D)+ | 0,1 mm |
| Number of solder pins per pole | 2 | Screwdriver blade | 0.8 x 4.0 |
| Stripping length | 18 mm | L1 in mm | 105.00 mm |
| L1 in inches | 4.134 " | Touch-safe protection acc. to DIN VDE 0470 | IP20 plugged/ IP10 unplugged |
| Touch-safe protection acc. to DIN VDE 57 106 | touch-safe with connected connectors from 6 mm ² | Protection degree | IP20 |

Material data

| | | | |
|--------------------------------|------------|----------------------------------|----------|
| Insulating material | Wemid (PA) | Colour | black |
| Colour of operational elements | orange | Colour chart (similar) | RAL 9011 |
| Insulating material group | I | Comparative Tracking Index (CTI) | ≥ 600 |
| Moisture Level (MSL) | | UL 94 flammability rating | V-0 |
| Contact material | Cu-alloy | Storage temperature, min. | -40 °C |
| Storage temperature, max. | 70 °C | Operating temperature, min. | -40 °C |
| Operating temperature, max. | 120 °C | | |

Conductors suitable for connection

| | |
|---|---------------------|
| Clamping range, min. | 0.5 mm ² |
| Clamping range, max. | 16 mm ² |
| Wire connection cross section AWG, min. | AWG 18 |
| Wire connection cross section AWG, max. | AWG 4 |
| Solid, min. H05(07) V-U | 0.5 mm ² |
| Solid, max. H05(07) V-U | 16 mm ² |

Creation date 25.05.2026 12:37:56 MEZ

Catalogue status / Drawings

LUFS 15.00/08/90V 5.0SN BK BX

Weidmüller Interface GmbH & Co. KG
 Klingenbergstraße 26
 D-32758 Detmold
 Germany

www.weidmueller.com

Technical data

| | |
|---|---------------------|
| Stranded, min. H07V-R | 10 mm ² |
| Stranded, max. H07V-R | 25 mm ² |
| Flexible, min. H05(07) V-K | 0.5 mm ² |
| Flexible, max. H05(07) V-K | 25 mm ² |
| w. plastic collar ferrule, DIN 46228 pt 4, 0.5 mm ² min. | |
| w. plastic collar ferrule, DIN 46228 pt 4, 16 mm ² max. | |
| w. wire end ferrule, DIN 46228 pt 1, min. | 0.5 mm ² |
| w. wire end ferrule, DIN 46228 pt 1, max. | 16 mm ² |

| | | | | |
|--|--|------------------------------|-----------------------------|-------|
| Clampable conductor | Cross-section for conductor connection | Type | fine-wired | |
| | | nominal | 2.5 mm ² | |
| | wire end ferrule | Stripping length | nominal | 20 mm |
| | | Recommended wire-end ferrule | H2,5/25D BL | |
| | | Stripping length | nominal | 18 mm |
| | | Recommended wire-end ferrule | H2,5/18 | |
| | Cross-section for conductor connection | Type | fine-wired | |
| | | nominal | 4 mm ² | |
| | wire end ferrule | Stripping length | nominal | 20 mm |
| | | Recommended wire-end ferrule | H4,0/26D GR | |
| | | Stripping length | nominal | 18 mm |
| | | Recommended wire-end ferrule | H4,0/18 | |
| Cross-section for conductor connection | Type | fine-wired | | |
| | nominal | 6 mm ² | | |
| wire end ferrule | Stripping length | nominal | 20 mm | |
| | Recommended wire-end ferrule | H6,0/26 SW | | |
| | Stripping length | nominal | 18 mm | |
| | Recommended wire-end ferrule | H6,0/18 | | |
| Cross-section for conductor connection | Type | fine-wired | | |
| | nominal | 10 mm ² | | |
| wire end ferrule | Stripping length | nominal | 21 mm | |
| | Recommended wire-end ferrule | H10,0/28 EB | | |
| | Stripping length | nominal | 18 mm | |
| | Recommended wire-end ferrule | H10,0/18 | | |
| Cross-section for conductor connection | Type | fine-wired | | |
| | nominal | 16 mm ² | | |
| wire end ferrule | Stripping length | nominal | 21 mm | |
| | Recommended wire-end ferrule | H16,0/28 GN | | |
| | Stripping length | nominal | 18 mm | |
| | Recommended wire-end ferrule | H16,0/18 | | |
| Cross-section for conductor connection | Type | fine-wired | | |
| | nominal | 1.5 mm ² | | |
| wire end ferrule | Stripping length | nominal | 20 mm | |
| | Recommended wire-end ferrule | H1,5/24 R | | |
| | Stripping length | nominal | 18 mm | |
| | Recommended wire-end ferrule | H1,5/18 | | |

LUFS 15.00/08/90V 5.0SN BK BX

Weidmüller Interface GmbH & Co. KG
 Klingenbergstraße 26
 D-32758 Detmold
 Germany

www.weidmueller.com

Technical data

Reference text Length of ferrules is to be chosen depending on the product and the rated voltage., The outside diameter of the plastic collar should not be larger than the pitch (P)

Rated data acc. to IEC

| | | | |
|---|--------|---|--------|
| Rated current, min. number of poles (Tu=20°C) | 101 A | Rated current, max. number of poles (Tu=20°C) | 76 A |
| Rated current, min. number of poles (Tu=40°C) | 76 A | Rated current, max. number of poles (Tu=40°C) | 86 A |
| Rated voltage for surge voltage class / pollution degree II/2 | 1000 V | Rated voltage for surge voltage class / pollution degree III/2 | 1000 V |
| Rated voltage for surge voltage class / pollution degree III/3 | 1000 V | Rated impulse voltage for surge voltage class/ pollution degree II/2 | 6 kV |
| Rated impulse voltage for surge voltage class/ pollution degree III/2 | 8 kV | Rated impulse voltage for surge voltage class/ contamination degree III/3 | 8 kV |

Rated data acc. to CSA

| | | | |
|-----------------------------------|--------|-----------------------------------|-------|
| Rated voltage (Use group B / CSA) | 600 V | Rated voltage (Use group C / CSA) | 600 V |
| Rated voltage (Use group D / CSA) | 600 V | Rated current (Use group B / CSA) | 53 A |
| Rated current (Use group C / CSA) | 53 A | Rated current (Use group D / CSA) | 5 A |
| Wire cross-section, AWG, min. | AWG 18 | Wire cross-section, AWG, max. | AWG 4 |

Rated data acc. to UL 1059

| | | | |
|---------------------------------------|--|---------------------------------------|--------|
| Institute (cURus) | CURUS | Certificate No. (cURus) | E60693 |
| Rated voltage (Use group B / UL 1059) | 600 V | Rated voltage (Use group C / UL 1059) | 600 V |
| Rated voltage (Use group D / UL 1059) | 600 V | Rated voltage (Use group E / UL 1059) | 1000 V |
| Rated current (Use group B / UL 1059) | 53 A | Rated current (Use group C / UL 1059) | 53 A |
| Rated current (Use group D / UL 1059) | 5 A | Rated current (Use group E / UL 1059) | 53 A |
| Wire cross-section, AWG, min. | AWG 18 | Wire cross-section, AWG, max. | AWG 4 |
| Reference to approval values | Specifications are maximum values, details - see approval certificate. | | |

Packing

| | | | |
|-----------|-----------|------------|-----------|
| Packaging | Box | VPE length | 315.00 mm |
| VPE width | 134.00 mm | VPE height | 52.00 mm |

Type tests

| | | | |
|-------------------------------|----------------|--|----------|
| Test: Durability of markings | Test | mark of origin, type identification, pitch, durability, stripping length | |
| | Evaluation | available | |
| Test: Clampable cross section | Standard | IEC 60999-1 section 7 and 9.1 / 11.99, IEC 60947-1 section 8.2.4.5.1 / 03.11 | |
| | Conductor type | Type of conductor and conductor cross-section | H07V-U10 |
| | | Type of conductor and conductor cross-section | H07V-K10 |
| | | Type of conductor and conductor cross-section | H07V-U16 |
| | | Type of conductor and conductor cross-section | H07V-K16 |

LUFS 15.00/08/90V 5.0SN BK BX

Weidmüller Interface GmbH & Co. KG
 Klingenbergstraße 26
 D-32758 Detmold
 Germany

www.weidmueller.com

Technical data

| | | | |
|---------------|----------------|---|------------------------------|
| | | Type of conductor and conductor cross-section | AWG 4/1 |
| | | Type of conductor and conductor cross-section | AWG 4/19 |
| | | Type of conductor and conductor cross-section | solid 0.5 mm ² |
| | | Type of conductor and conductor cross-section | solid 16 mm ² |
| | | Type of conductor and conductor cross-section | stranded 0.5 mm ² |
| | | Type of conductor and conductor cross-section | stranded 16 mm ² |
| | | Type of conductor and conductor cross-section | AWG 20/1 |
| | | Type of conductor and conductor cross-section | AWG 20/19 |
| | Evaluation | passed | |
| | Standard | IEC 60999-1 section 9.4 / 11.99 | |
| | Requirement | 0.3 kg | |
| | Conductor type | Type of conductor and conductor cross-section | AWG 20/1 |
| | | Type of conductor and conductor cross-section | AWG 20/19 |
| | | Type of conductor and conductor cross-section | AWG 4/7 |
| | | Type of conductor and conductor cross-section | H05V-U0.5 |
| | | Type of conductor and conductor cross-section | H05V-K0.5 |
| | Evaluation | passed | |
| | Requirement | 2.9 kg | |
| | Conductor type | Type of conductor and conductor cross-section | H07V-U16 |
| | | Type of conductor and conductor cross-section | H07V-K16 |
| | Evaluation | passed | |
| | Requirement | 4,5 kg | |
| | Conductor type | Type of conductor and conductor cross-section | AWG 4/19 |
| | Evaluation | passed | |
| | Standard | IEC 60999-1 section 9.5 / 11.99 | |
| | Requirement | ≥20 N | |
| | Conductor type | Type of conductor and conductor cross-section | H05V-U0.5 |
| | | Type of conductor and conductor cross-section | H05V-K0.5 |
| | | Type of conductor and conductor cross-section | |
| Pull-out test | | | |

LUFS 15.00/08/90V 5.0SN BK BX

Weidmüller Interface GmbH & Co. KG
 Klingenbergstraße 26
 D-32758 Detmold
 Germany

www.weidmueller.com

Technical data

| | | |
|----------------|---|-----------|
| Evaluation | passed | |
| Requirement | ≥30 N | |
| Conductor type | Type of conductor and conductor cross-section | AWG 20/1 |
| | Type of conductor and conductor cross-section | AWG 20/19 |
| Evaluation | passed | |
| Requirement | ≥100 N | |
| Conductor type | Type of conductor and conductor cross-section | AWG 4/7 |
| | Type of conductor and conductor cross-section | AWG 4/19 |
| | Type of conductor and conductor cross-section | H07V-U16 |
| | Type of conductor and conductor cross-section | H07V-K16 |
| Evaluation | passed | |

Important note

IPC conformity Conformity: The products are developed, manufactured and delivered according international recognized standards and norms and comply with the assured properties in the data sheet resp. fulfill decorative properties in accordance with IPC-A-610 "Class 2". Further claims on the products can be evaluated on request.

- Notes**
- Additional variants on request
 - Rated current related to rated cross-section & min. No. of poles.
 - Wire end ferrule without plastic collar to DIN 46228/1
 - Wire end ferrule with plastic collar to DIN 46228/4
 - P on drawing = pitch
 - Rated data refer only to the component itself. Clearance and creepage distances to other components are to be designed in accordance with the relevant application standards.
 - The test point can only be used as potential-pickup point.
 - The single-position PCB terminal block can be used for voltages up to 1500 V (DC) and 1000 V (AC). The relevant device standard and the appropriate required clearances and creepage distances should be observed in the application
 - Long term storage of the product with average temperature of 50 °C and maximum humidity 70%, 36 months

Classifications

| | | | |
|-------------|-------------|-------------|-------------|
| ETIM 8.0 | EC002643 | ETIM 9.0 | EC002643 |
| ETIM 10.0 | EC002643 | ECLASS 14.0 | 27-46-01-01 |
| ECLASS 15.0 | 27-46-01-01 | | |


LUFS 15.00/08/90V 5.0SN BK BX

Weidmüller Interface GmbH & Co. KG
 Klingenbergstraße 26
 D-32758 Detmold
 Germany

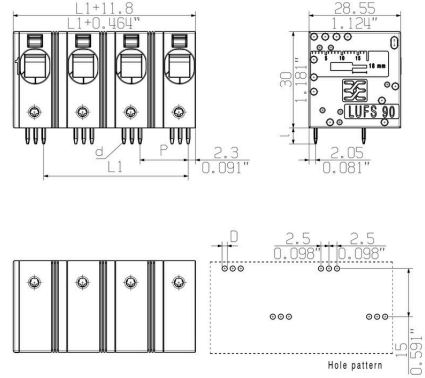
www.weidmueller.com

Drawings

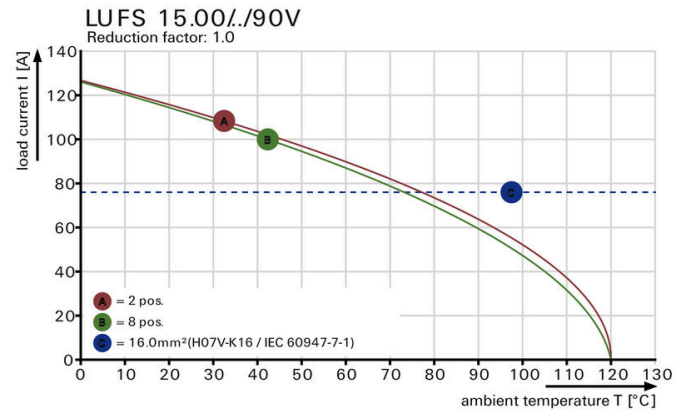
Product image



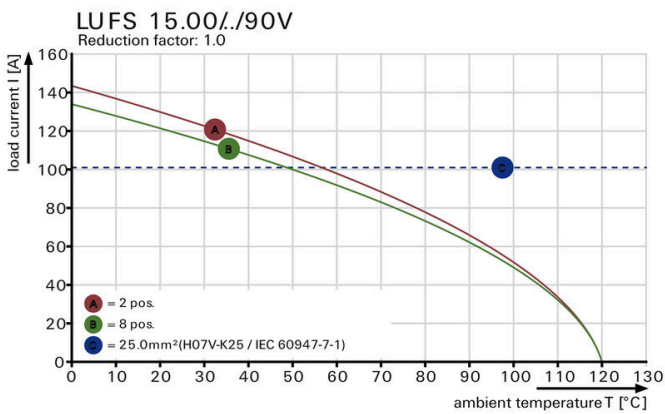
Dimensional drawing



Derating curve



Derating curve



Product benefits



Power up to UL 600 V offset solder pins

LUFS 15.00/08/90V 5.0SN BK BX

Weidmüller Interface GmbH & Co. KG
 Klingenbergstraße 26
 D-32758 Detmold
 Germany

www.weidmueller.com

Accessories

Slotted screwdriver



VDE insulated slot-head screwdriver, SDI DIN 7437, ISO 2380/2, drive output acc. to DIN 5264, ISO 2380/1. SoftFinish grip

General ordering data

| | | | |
|------------|----------------------------|--------------------------|--|
| Type | SDIS 0.8X4.0X100 | Version | |
| Order No. | 9008400000 | Screwdriver, Screwdriver | |
| GTIN (EAN) | 4032248056361 | | |
| Qty. | 1 ST | | |

| | | | |
|------------|----------------------------|--------------------------|--|
| Type | SDS 0.8X4.0X100 | Version | |
| Order No. | 9008340000 | Screwdriver, Screwdriver | |
| GTIN (EAN) | 4032248056293 | | |
| Qty. | 1 ST | | |

Additional accessories



No task is too small when creating the perfect solution. Connections form just one part of the overall process. Small details are often the key to the perfect solution in applications where potentials are tested, grouped or even isolated.

A system is not a system without small but essential details:

- Test plugs ensure reliable pick-up from diagnostic sockets

In tandem with the manufacturing process and application.

General ordering data

| | | | |
|------------|----------------------------|--|---|
| Type | PS 2.0 MC | Version | |
| Order No. | 0310000000 | PCB plug-in connector, Accessories, Test plug, red, Number of poles: | |
| GTIN (EAN) | 4008190000059 | | 1 |
| Qty. | 20 ST | | |