


**SV-SMT 7.62IT/04/90MSF4 2.6SN BK BX**

**Weidmüller Interface GmbH & Co. KG**  
 Klingenbergstraße 26  
 D-32758 Detmold  
 Germany

www.weidmueller.com

**Product image**


OMNIMATE Power for IT networks – scalable to 50 kVA  
 Tailor-made solutions for special requirements  
 More standard-compliance means fewer compromises:  
 OMNIMATE Power for IT networks has integrated features incorporated as standard across the range. This makes the design-in and approvals process simpler and makes them safer and more reliable in operation. Results for the application and advantages for the user: unlimited use in 400-V IT systems and touch safety according to IEC 61800-5-1 (+ 5.5 mm). The self-snapping one-handed safety flange enables intuitive and safe usage. Operational reliability is guaranteed by the automatic interlock feature during the plug-in process. In conclusion: You need no additional device covering. The application-oriented design means that no compromises are necessary during the approval process.

**General ordering data**

|              |   |
|--------------|---|
| Version      | PCB plug-in connector, male header, Middle screw flange, THT/THR solder connection, 7.62 mm, Number of poles: 4, 90°, Solder pin length (l): 2.6 mm, tinned, black, Box |
| Order No.    | <a href="#">2499850000</a>  |
| Type         | SV-SMT 7.62IT/04/90MSF4 2.6SN BK BX   |
| GTIN (EAN)   | 4050118513271   |
| Qty.         | 48 items  |
| Product data | IEC: 1000 V / 41 A<br>UL: 300 V / 40.5 A  |
| Packaging    | Box   |

## SV-SMT 7.62IT/04/90MSF4 2.6SN BK BX

Weidmüller Interface GmbH & Co. KG  
Klingenbergstraße 26  
D-32758 Detmold  
Germany

www.weidmueller.com

## Technical data

## Approvals

Approvals



|                         |                            |
|-------------------------|----------------------------|
| ROHS                    | Conform                    |
| UL File Number Search   | <a href="#">UL Website</a> |
| Certificate No. (cURus) | E60693                     |

## Dimensions and weights

|                          |          |                 |             |
|--------------------------|----------|-----------------|-------------|
| Depth                    | 28.3 mm  | Depth (inches)  | 1.1142 inch |
| Height                   | 14 mm    | Height (inches) | 0.5512 inch |
| Height of lowest version | 11.4 mm  | Width           | 38.1 mm     |
| Width (inches)           | 1.5 inch | Net weight      | 8.8 g       |

## Environmental Product Compliance

|                        |                             |
|------------------------|-----------------------------|
| RoHS Compliance Status | Compliant without exemption |
| REACH SVHC             | No SVHC above 0.1 wt%       |

## System specifications

|  |                                      |  |  |
|--|--------------------------------------|--|--|
| Product family                             | OMNIMATE Power - series BV/SV 7.62HP | Type of connection                           | Board connection                                     |
| Mounting onto the PCB                      | THT/THR solder connection            | Pitch in mm (P)                              | 7.62 mm  |
| Pitch in inches (P)                        | 0.300 "                              | Outgoing elbow                               | 90°  |
| Number of poles                            | 4                                    | Number of solder pins per pole               | 2  |
| Solder pin length (l)                      | 2.6 mm                               | Solder pin length tolerance                  | +0.1 / -0.3 mm                                       |
| Solder pin dimensions                      | 0.8 x 1.0 mm                         | Solder eyelet hole diameter (D)              | 1.5 mm   |
| Solder eyelet hole diameter tolerance (D)  | + 0,1 mm                             | L1 in mm                                     | 30.48 mm   |
| L1 in inches                               | 1.200 "                              | Number of rows                               | 1  |
| Pin series quantity                        | 1                                    | Touch-safe protection acc. to DIN VDE 57 106 | safe to back of hand above the printed circuit board |
| Touch-safe protection acc. to DIN VDE 0470 | IP20 plugged/ IP10 unplugged         | Protection degree                            | IP20, when fully mounted                             |
| Volume resistance                          | 2.00 mΩ                              | Can be coded                                 | Yes  |
| Tightening torque for screw flange, min.   | 0.2 Nm                               | Tightening torque for screw flange, max.     | 0.3 Nm   |
| Plugging cycles                            | 25                                   | Plugging force/pole, max.                    | 12 N   |
| Pulling force/pole, max.                   | 7 N                                  |  |  |

## Material data

|                                       |                                |                                       |                                |
|---------------------------------------|--------------------------------|---------------------------------------|--------------------------------|
| Insulating material                   | PA 9T                          | Colour                                | black                          |
| Colour chart (similar)                | RAL 9011                       | Insulating material group             | I                              |
| Comparative Tracking Index (CTI)      | ≥ 600                          | Insulation resistance                 | ≥ 10 <sup>8</sup> Ω            |
| Moisture Level (MSL)                  | 1                              | UL 94 flammability rating             | V-0                            |
| Contact material                      | Cu-alloy                       | Contact surface                       | tinned                         |
| Layer structure of solder connection  | 1...3 μm Ni / 4...6 μm Sn matt | Layer structure of plug contact       | 1...3 μm Ni / 4...6 μm Sn matt |
| Storage temperature, min.             | -40 °C                         | Storage temperature, max.             | 70 °C                          |
| Operating temperature, min.           | -50 °C                         | Operating temperature, max.           | 130 °C                         |
| Temperature range, installation, min. | -25 °C                         | Temperature range, installation, max. | 130 °C                         |

**SV-SMT 7.62IT/04/90MSF4 2.6SN BK BX**

**Weidmüller Interface GmbH & Co. KG**  
 Klingenbergstraße 26  
 D-32758 Detmold  
 Germany

www.weidmueller.com

**Technical data**

**Rated data acc. to IEC**

|   |                        |   |                   |
|---|------------------------|---|-------------------|
| tested acc. to standard   | IEC 60664-1, IEC 61984 | Rated current, min. number of poles (Tu=20°C)                         | 41 A              |
| Rated current, max. number of poles (Tu=20°C)                             | 41 A                   | Rated current, min. number of poles (Tu=40°C)                         | 41 A              |
| Rated current, max. number of poles (Tu=40°C)                             | 41 A                   | Rated voltage for surge voltage class / pollution degree II/2         | 1000 V            |
| Rated voltage for surge voltage class / pollution degree III/2            | 630 V                  | Rated voltage for surge voltage class / pollution degree III/3        | 630 V             |
| Rated impulse voltage for surge voltage class/ pollution degree II/2      | 6 kV                   | Rated impulse voltage for surge voltage class/ pollution degree III/2 | 6 kV              |
| Rated impulse voltage for surge voltage class/ contamination degree III/3 | 6 kV                   | Short-time withstand current resistance                               | 3 x 1s with 420 A |
| Creepage distance, min.   | 9.6 mm                 | Clearance, min.   | 6.9 mm            |

**Rated data acc. to UL 1059**

|                                       |  |                                       |        |
|---------------------------------------|--|---------------------------------------|--------|
| Institute (cURus)                     | CURUS  | Certificate No. (cURus)               | E60693 |
| Rated voltage (Use group B / UL 1059) | 300 V  | Rated voltage (Use group C / UL 1059) | 300 V  |
| Rated voltage (Use group D / UL 1059) | 300 V  | Rated voltage (Use group F / UL 1059) | 744 V  |
| Rated current (Use group B / UL 1059) | 40.5 A   | Rated current (Use group C / UL 1059) | 40.5 A |
| Rated current (Use group D / UL 1059) | 10 A   | Rated current (Use group F / UL 1059) | 40.5 A |
| Creepage distance, min.               | 9.6 mm   | Clearance distance, min.              | 6.9 mm |
| Reference to approval values          | Specifications are maximum values, details - see approval certificate. |                                       |        |

**Packing**

|                    |                   |            |           |
|--------------------|-------------------|------------|-----------|
| Packaging          | Box               | VPE length | 350.00 mm |
| VPE width          | 135.00 mm         | VPE height | 40.00 mm  |
| Surface resistance | Rs = 109 - 1012 Ω |            |           |

**Important note**

|                |   |
|----------------|---|
| IPC conformity | Conformity: The products are developed, manufactured and delivered according international recognized standards and norms and comply with the assured properties in the data sheet resp. fulfill decorative properties in accordance with IPC-A-610 "Class 2". Further claims on the products can be evaluated on request.  |
| Notes          | <ul style="list-style-type: none"> <li>• Additional variants on request</li> <li>• Rated current related to rated cross-section &amp; min. No. of poles.</li> <li>• P on drawing = pitch</li> <li>• Rated data refer only to the component itself. Clearance and creepage distances to other components are to be designed in accordance with the relevant application standards.</li> <li>• In accordance with IEC 61984, OMNIMATE-connectors are connectors without breaking capacity (COC). During designated use, connectors are not allowed to be engaged or disengaged when live or under load</li> <li>• Long term storage of the product with average temperature of 50 °C and maximum humidity 70%, 36 months</li> </ul> |

**Classifications**

|             |             |             |             |
|-------------|-------------|-------------|-------------|
| ETIM 8.0    | EC002637    | ETIM 9.0    | EC002637    |
| ETIM 10.0   | EC002637    | ECLASS 14.0 | 27-46-02-01 |
| ECLASS 15.0 | 27-46-02-01 |             |             |


SV-SMT 7.62IT/04/90MSF4 2.6SN BK BX

Weidmüller Interface GmbH & Co. KG  
Klingenbergstraße 26  
D-32758 Detmold  
Germany

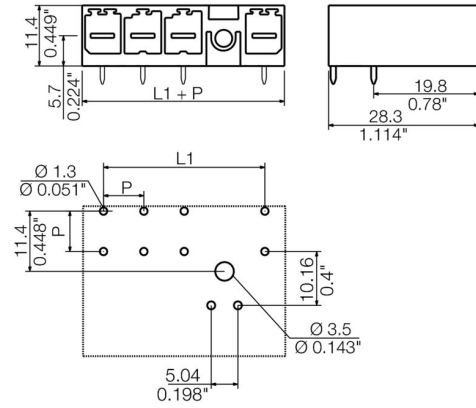
www.weidmueller.com

Drawings

Product image



Dimensional drawing



## SV-SMT 7.62IT/04/90MSF4 2.6SN BK BX

**Weidmüller Interface GmbH & Co. KG**  
 Klingenbergstraße 26  
 D-32758 Detmold  
 Germany

[www.weidmueller.com](http://www.weidmueller.com)

## Accessories

## Coding elements



The pluggable connections for power electronics - optimised for modern drive technologies, e.g. motor starters, frequency converters and servo-controllers. OMNIMATE Power sets the new standard – with increased safety and innovative solutions such as the pluggable shield, integrated signal contacts and one-handed operation.

The three product lines offer you further advantages:

- Application-oriented scalability: from the compact 4 mm<sup>2</sup> connector for 29 A (IEC) or 20 A (UL) up to the sturdy 16 mm<sup>2</sup> connector for 76 A (IEC) or 54 A (UL)
- Unlimited usage up to 1,000 V (IEC) or 600 V (UL)
- A variety of application optimised mounting options

Our service:

Design your individual connectors simply by using the product configurator.

## General ordering data

|            |                            |   |  |
|------------|----------------------------|---|--|
| Type       | BV/SV 7.62HP KO            | Version   |  |
| Order No.  | <a href="#">1937590000</a> | PCB plug-in connector, Accessories, Coding element, black, Number |  |
| GTIN (EAN) | 4032248608881              | of poles: 1   |  |
| Qty.       | 50 ST                      |   |  |