Data sheet

SAIL-M8WM8G-5-1.5U

Weidmüller Interface GmbH & Co. KG
Klingenbergstraße 26
D-32758 Detmold
Germany

www.weidmueller.com







Sensor/actuator cables are used for wiring sensors and actuators and for transmitting data or power in various applications. The moulded cable offers connected and tested connection of the plug-in connector to the cable ex-works. The cables may be exposed to a wide range of conditions, such as humidity, dust, heat, cold, shock or vibration.
Our developers have focused specifically on this issue and designed a host of different M8 and M12 sensor-actuator cables so you are bound to find the solution you need for your application.
Is there something you have not managed to find or you feel needs explanation? Talk to us!

General ordering data

Version	Sensor/actuator line, M8 / M8, Number of poles : 5, 1.5 m, pin, angled - bush straight, Shielded: No, LED: No, Sheath material: PUR, Halogen: No
Order No.	2475230150
Type	SAIL-M8WM8G-5-1.5U
GTIN (EAN)	4050118487022
Qty.	1 items

Data sheet

SAIL-M8WM8G-5-1.5U

Weidmüller Interface GmbH & Co. KG
Klingenbergstraße 26
D-32758 Detmold
Germany

www.weidmueller.com

Technical data

Approvals

Approvals	
ROHS	Conform

Dimensions and weights

Net weight	65 g

Environmental Product Compliance

RoHS Compliance Status	Compliant
REACH SVHC	Lead 7439-92-1
SCIP	1c533b66-fcff-4da5-b89f-fd55fbf5cb55

Technical specifications for cable

Cable length	1.5 m	Sheathing colour	black
Suitable for cable carriers	Yes	Core cross-section	0.25 mm²
Shielded	No	Halogen	No
Insulation	PP	Acceleration	5 m/s²
Bending radius, min., moving	10 x cable diameter	Bending radius, min., stationary	5 x cable diameter
Bending cycles	12 Mio	Resistance to spread of flame	In accordance with UL1581 UL / CUL FT2, in accordance with IEC 60332-2-2
Speed	5 m/s	Sheath material	PUR
Cable length configurable	No	Outer cladding in accordance with UL AWM style	20549 (80 °C / 300 V)
Irradiation crosslinked	No	Welding spark resistance	No
Torsion resistance	360 °/m	Temperature range, stationary	-40...80 °C
Resistant to welding beads	No	Bending cycles at torsion	> 5 Mio.
Temperature range, moving	-25...80 °C	Torsional length	1 m
Number of poles	5		

General technical data

Coding	B-coded	Connection thread	M8 / M8
Contact surface	Gold-plated	LED	No
Version	pin, angled - bush straight	Housing main material	PUR
Insulation resistance	108 Ω	Nominal voltage	60 V
Nominal current	3 A	Protection degree	IP69K, IP65, IP66
Plugging cycles	≥ 100	Pollution severity	3
Threaded ring material	Brass, nickel-plated	Temperature range of housing	-25...+85 °C
Tightening torque	M8: 0.5 - 0.6 Nm		

Electrical properties

Insulation resistance	108 Ω	Nominal voltage	60 V

Data sheet

SAIL-M8WM8G-5-1.5U

Weidmüller Interface GmbH & Co. KG
Klingenbergstraße 26
D-32758 Detmold
Germany

www.weidmueller.com

Technical data

Plug, left

Plug left	M8, IP67, male contact, angled 90°, Plastic, unshielded

Plug, right

Plug right	M8, IP67, female contact, straight, Plastic, unshielded

Classifications

ETIM 8.0	EC001855	ETIM 9.0	EC001855
ETIM 10.0	EC001855	ECLASS 14.0	27-06-03-11
ECLASS 15.0	27-06-03-11		

SAIL-M8WM8G-5-1.5U

Weidmüller Interface GmbH & Co. KG
Klingenbergstraße 26
D-32758 Detmold
Germany

www.weidmueller.com

Drawings

Dimensioned drawing

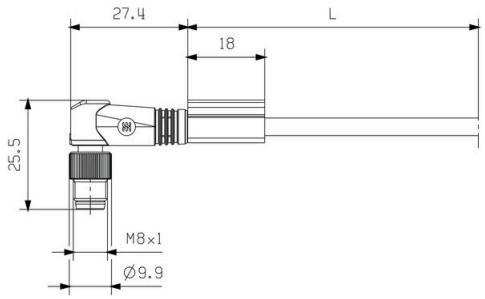

Male, angled

Dimensioned drawing

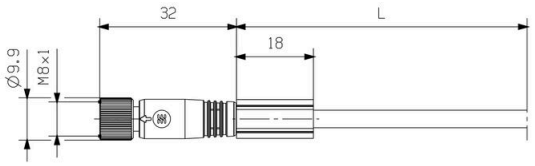

Straight socket

Pole scheme

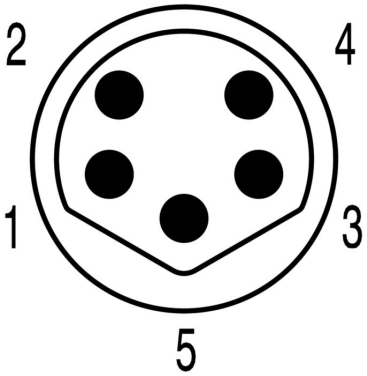

Male

Pole scheme

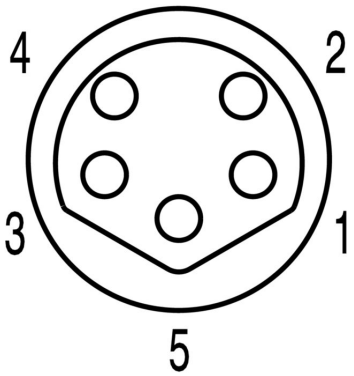

Socket

SAIL-M8WM8G-5-1.5U

Weidmüller Interface GmbH & Co. KG
Klingenbergstraße 26
D-32758 Detmold
Germany

www.weidmueller.com

Drawings

Wiring diagram

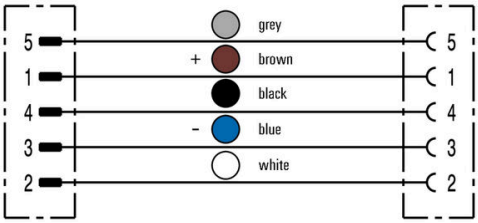

The ideal tool: Screwty ® with torque function



Light, securely screwed-in round plug-in connectors. Screwty set DM / VPE: 1 / Order No.: 1920000000 Adapters: M12, M12 F, M8, M8 F