Data sheet

PRO TOP3 960W 24V 40A CO

Weidmüller Interface GmbH & Co. KG
Klingenbergstraße 26
D-32758 Detmold
Germany

www.weidmueller.com

Production processes constantly need to be made more efficient. As well as performance, energy efficiency and ustainability are also playing an increasingly important role in cutting-edge industry. PROtop power supplies combine excellent performance data with exemplary sustainability, which has a positive impact on the productivity of the entire production facility.
PROtop offers a number of advantages that give you a real competitive edge. These include the permanent reduction of energy costs thanks to high efficiencies as well as the increase in plant availability due to long service life and high MTBF values. In addition, there is a high functional density due to the extremely spacesaving designs.
PROtop can achieve significant savings compared to conventional power supply units. Its increased efficiency saves an average of 50 kWh per day in a mediumsized production facility with approx. 100 PROtop power supplies working in three-shift operation. This adds up to over 15,000 kWh a year and also improves the facility's carbon footprint. The service life, which is twice as long as that of standard power supplies, also sustainably reduces the costs of repurchase and exchange.

General ordering data

Version	Power supply, switch-mode power supply unit, 24 V
Order No.	2467130000
Type	PRO TOP3 960W 24V 40A CO
GTIN (EAN)	4050118482034
Qty.	1 items
Delivery status	This article will no longer be available in the future.
Available until	2025-10-30T00:00:00+01:00
Alternative product	

PRO TOP3 960W 24V 40A CO

Weidmüller Interface GmbH & Co. KG
Klingenbergstraße 26
D-32758 Detmold
Germany

www.weidmueller.com

Technical data

Approvals

Approvals	
ROHS	Conform
UL File Number Search	UL Website
Certificate no. (cULus)	E258476
Certificate no. (cULusEX)	E470829

Dimensions and weights

Depth	175 mm	Depth (inches)	6.8898 inch
Height	130 mm	Height (inches)	5.1181 inch
Width	89 mm	Width (inches)	3.5039 inch
Net weight	2490 g		

Temperatures

Storage temperature	-40 °C...85 °C	Operating temperature	-40 °C...70 °C
Humidity at operating temperature	5...100 % no condensation		

Environmental Product Compliance

RoHS Compliance Status	Compliant with exemption
RoHS Exemption (if applicable/known)	6c, 7a, 7cl
REACH SVHC	Lead 7439-92-1
SCIP	6d8cdf22-8230-4af8-86c8-3558c716666d

Input

Connection system	PUSH IN	
AC input voltage range	3 x 320...3 x 575 V AC / 2 x 360...2 x 575 V AC	
Recommended back-up fuse	6 - 8 A, Char. C	
Frequency range AC	45...65 Hz	
Rated input voltage	3x 400...3x 500 V AC (wide-range input)	
Surge protection	Varistor	
Input fuse (internal)	No	
DC input voltage range	450...800 V DC (max. 500 V DC acc. to UL508), 450...800 V DC	
Inrush current	Max. 10 A	
Current consumption in relation to the input voltage	Voltage type	3-phase AC
	Input voltage	320 V
	Input current	3.4 A
	Voltage type	DC
	Input voltage	400 V
	Input current	3.2 A
Nominal power consumption	1007 VA	

Output

Output power	960 W

PRO TOP3 960W 24V 40A CO

Weidmüller Interface GmbH & Co. KG
Klingenbergstraße 26
D-32758 Detmold
Germany

www.weidmueller.com

Technical data

Connection system	PUSH IN	
Rated output voltage	24 V DC ± 1 %	
Residual ripple, breaking spikes	<50 mVss @ UNenn, Full Load	
Parallel connection option	Yes, for redundancy and power increase (with ORing MOSFET)	
Output voltage, max.	28.8 V	
Output voltage, min.	22.5 V	
Output current, max.	40 A	
Output voltage, note	adjustable with potentiometer or comunication module	
Nominal output current for Unom	40 A @ 60 °C	
DCL - peak load reserve	Boost duration	5 s
	Multiple of the rated current	150 %
	Boost duration	15 ms
	Multiple of the rated current	400 %
Ramp-up time	≤ 100 ms	

General data

Power factor (approx.)	> 0.75 @ 3x400 V AC	AC failure bridging time @ Inom	> 20 ms @ 230 V AC / > 20 ms @ 115 V AC
Degree of efficiency	95,3 %	Protection degree	IP20
Surge voltage category	II, III	Mounting position, installation notice	Horizontal on DIN rail TS 35, top and bottom 50 mm clearance for free air flow, 10 mm clearance to neighbouring subassemblies.
Housing version	Metal, corrosion resistant	Derating	> 60°C (2.5% / 1°C)
Earth leakage current, max.	3.5 mA	Conformal coating	Yes
Short-circuit protection	Yes, internal		

EMC / shock / vibration

Shock resistance IEC 60068-2-27	30 g in all directions	Interference immunity test acc. to	EN 55024, EN 55032 (EN 55022), EN 61000-6-1, 2, 3, 4
Vibration resistance IEC 60068-2-6	2.3 g (on DIN rail), 4 g (with direct mounting)		

Insulation coordination

Surge voltage category	II, III	Pollution severity	2
Protection class	I, with PE connection	Insulation voltage, input/output	3.5 kV
Insulation voltage input / earth	3.2 kV	Insulation voltage output / earth	0.5 kV

Electrical safety (applied standards)

Electrical machine equipment	Acc. to EN60204	Safety extra-low voltage	SELV acc. to IEC 60950-1, PELV according to EN 60204-1
Safety transformers for switch-mode power supplies	According to EN 61558-2-16		

Connection data (input)

Connection system	PUSH IN	Number of terminals	4 for L1/L2/L3/PE
Conductor cross-section, AWG/kcmil , max.	4 AWG	Conductor cross-section, AWG/kcmil , min.	20 AWG
Wire connection cross section, flexible (input), max.	16 mm²	Conductor cross-section, flexible , min.	0.75 mm²
Conductor cross-section, rigid , max.	16 mm²	Conductor cross-section, rigid , min.	0.75 mm²

PRO TOP3 960W 24V 40A CO

Weidmüller Interface GmbH & Co. KG
Klingenbergstraße 26
D-32758 Detmold
Germany

www.weidmueller.com

Technical data

Connection data (output)

Connection system	PUSH IN	Number of terminals	4 (++ / –)
Conductor cross-section, AWG/kcmil , max.	4 AWG	Conductor cross-section, AWG/kcmil , min.	20 AWG
Conductor cross-section, flexible , max.	16 mm²	Conductor cross-section, flexible , min.	0.75 mm²
Conductor cross-section, rigid , max.	16 mm²	Conductor cross-section, rigid , min.	0.75 mm²

Connection data (signal)

Wire connection cross-section, flexible (signal), max.	1.5 mm²	Wire connection method	PUSH IN
Wire cross-section, AWG/kcmil , max.	16	Wire cross-section, solid , min.	0.14 mm²
Wire cross-section, solid , max.	1.5 mm²	Wire connection cross-section, flexible (signal), min.	0.14 mm²
Wire cross-section, AWG/kcmil , min.	26 mm²		

Signalling

Floating contact	Yes	LED green/red	Green: Operation (failure-free), Flashing green: advance warning I>90%, Green/red flashing: output switched off (switch-off mode), Flashing red: overload/error
Status relay (max. load)	Output voltage OK (30 V DC / 1 A)		

Classifications

ETIM 8.0	EC002540	ETIM 9.0	EC002540
ETIM 10.0	EC002540	ECLASS 14.0	27-04-07-01
ECLASS 15.0	27-04-07-01		

PRO TOP3 960W 24V 40A CO

Weidmüller Interface GmbH & Co. KG
Klingenbergstraße 26
D-32758 Detmold
Germany

www.weidmueller.com

Drawings

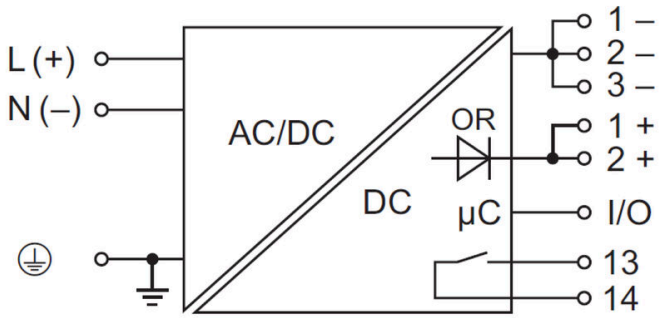

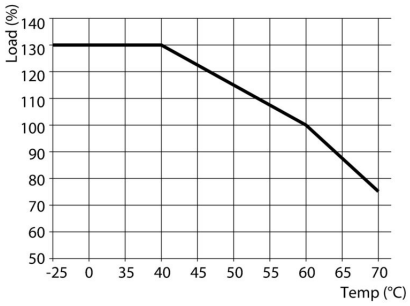

PRO TOP3 960W 24V 40A CO

Weidmüller Interface GmbH & Co. KG
Klingenbergstraße 26
D-32758 Detmold
Germany

www.weidmueller.com

Accessories

End bracket



Weidmüller's range of products includes end brackets that guarantee a permanent, reliable mounting on the terminal rail and prevent sliding. Versions with and without screws are available. The end brackets include marking options, also for group markers, and also a test plug holder.

General ordering data

Type	WEW 35/1 V0 GF SW	Version
Order No.	1478990000	End bracket, black, TS 35, V-0, Wemid, Width: 12 mm, 130 °C
GTIN (EAN)	4050118286892	
Qty.	50 ST	
Type	WEW 35/2 V0 GF SW	Version
Order No.	1479000000	End bracket, black, TS 35, V-0, Wemid, Width: 8 mm, 130 °C
GTIN (EAN)	4050118286779	
Qty.	50 ST	

Slotted screwdriver

VDE insulated screwdriver sets, for working on live parts up to 1000 V AC and 1500 V DC, DIN EN 60900. IEC 900. Each piece is "GS" safety tested. Blade made from fully hardened, high-alloy chromium-vanadium-molybdenum steel, gun-metal finish.

General ordering data

Type	SDIS SLIM 0.6X3.5X100	Version
Order No.	2749610000	Mounting tool, Blade width (B): 3.5 mm, Blade length: 100 mm, Blade
GTIN (EAN)	4050118896350	thickness (A): 0.6 mm
Qty.	1 ST	

Installation

Mounting accessory for Weidmüller Power Supplys.

PRO TOP3 960W 24V 40A CO

Weidmüller Interface GmbH & Co. KG
Klingenbergstraße 26
D-32758 Detmold
Germany

www.weidmueller.com

Accessories

General ordering data

Type	PRO TOP BRACKETS	Version
Order No.	2575900000	Mounting foot
GTIN (EAN)	4050118683059	
Qty.	1 ST	
Type	MTA 45 MF	Version
Order No.	1251310000	Electronics housings, Mounting flange
GTIN (EAN)	4050118042719	
Qty.	1 ST	
Type	CP A WALLADAPTER 30 MM	Version
Order No.	1461870000	
GTIN (EAN)	4050118268225	
Qty.	1 ST	

Communication modules

Weidmüller's plug-in communication modules enable individual components to exchange relevant data with the cloud. This lays the foundation for targeted process optimization using condition monitoring and remote controllability - factors that play a decisive role in increasing efficiency, quality, process stability and availability can contribute. The communication modules are designed according to IP20 protected, can be operated without tools and can be flexibly adapted to different customisable communication protocols.

General ordering data

Type	PRO COM CAN OPEN	Version
Order No.	2467320000	Communication module
GTIN (EAN)	4050118482225	
Qty.	1 ST	
Type	PRO COM CAN OPEN EX	Version
Order No.	2467340000	Communication module
GTIN (EAN)	4050118481822	
Qty.	1 ST	
Type	PRO COM DISPLAY 7S	Version
Order No.	2466960000	Communication module
GTIN (EAN)	4050118481808	
Qty.	1 ST	
Type	PRO COM IO-LINK	Version
Order No.	2587360000	Communication module
GTIN (EAN)	4050118599152	
Qty.	1 ST	

PRO TOP3 960W 24V 40A CO

Weidmüller Interface GmbH & Co. KG
Klingenbergstraße 26
D-32758 Detmold
Germany

www.weidmueller.com

Accessories

BCF 3.81/180F



PUSH IN - Weidmüller's innovative connection system simplifies the wire connection process.
The benefits for users and applications:
- High packaging density due to very low component height. Simply insert the prepared wire - finished
- High component density with the compact SCDN / SCDN-THR two-tier pin header
- Simplified processing due to integrated push buttons for opening the clamping unit
- Intuitive handling – since the wire-entry area and handling area are clearly separated
- tool-free locking and releasing when using Weidmüller's patented release latch (LR)

The Weidmüller plug-in connectors, pitch 3.81 mm (0.15 inch), are compatible with the layout of customary plug-in connectors, can be coded and provide space for printing.

General ordering data

Type	BCF 3.81/03/180F SN BK ...	Version
Order No.	1347850000	PCB plug-in connector, female plug, 3.81 mm, Number of poles: 3,
GTIN (EAN)	4050118152517	180°, PUSH IN with push button, Clamping range, max. : 1.5 mm²,
Qty.	50 ST	Box