

## UR20-4DI-4DO-PN-FSPS-V2

**Weidmüller Interface GmbH & Co. KG**  
 Klingenbergstraße 26  
 D-32758 Detmold  
 Germany

www.weidmueller.com

### Product image, Similar to illustration



SIL3; OSSD outputs; wire breakage and short-circuit detection

Safety technology is of central importance in industrial automation and machine building. If you want to reduce risks and avoid dangers for people and environment, you need solutions which satisfy stringent requirements and statutory specifications. The safety modules of the u-remote system have key features such as emergency-stop circuits and wire-breakage or short-circuit detection. They meet all SIL 3 requirements according to IEC 62061 and EN ISO 13849-1, category 4, PL e, and support the safe operation of your system.

By safely shutting down the downstream output modules, the safety modules attain maximum safety with optimum control. All input sensors are independently supplied via separate voltage paths and report the current machine status to the control unit. Restarting is either carried out in manual mode or using the autostart function. In addition, Weidmüller safety modules reduce maintenance and service times and improve response times in case of emergency – thanks to a concept of maximum transparency, e.g. using OSSD outputs.

The module electronics supply the connected actuators from the output current path (UOUT).

### General ordering data

Version	Remote I/O module, IP20, Safety, Digital signals, 4-channel
Order No.	<a href="#">2464570000</a>
Type	UR20-4DI-4DO-PN-FSPS-V2
GTIN (EAN)	4050118479270
Qty.	1 items

UR20-4DI-4DO-PN-FSPS-V2

Weidmüller Interface GmbH & Co. KG  
 Klingenbergstraße 26  
 D-32758 Detmold  
 Germany

www.weidmueller.com

Technical data

Approvals

Approvals



ROHS	Conform
UL File Number Search	<a href="#">UL Website</a>
Certificate no. (cULus)	E141197
Certificate no. (cULusEX)	E223527

Dimensions and weights

Depth	76 mm	Depth (inches)	2.9921 inch
Height	120 mm	Height (inches)	4.7244 inch
Width	11.5 mm	Width (inches)	0.4528 inch
Mounting dimension - height	128 mm	Net weight	89.7 g

Temperatures

Storage temperature	-40 °C ... +85 °C	Operating temperature	-20 °C...60 °C
---------------------	-------------------	-----------------------	----------------

Environmental Product Compliance

RoHS Compliance Status	Compliant with exemption		
RoHS Exemption (if applicable/known)	7a, 7cI		
REACH SVHC	Lead 7439-92-1		
SCIP	82327f113-cd27-455a-ab5b-a62e1996dcf8		
Product Carbon Footprint	Cradle to gate	8,853 kg CO2 eq.	

digital inputs

Short-circuit-proof	Yes	Reverse polarity protection	Yes
Number	4	Number of digital inputs	4
Sensor supply	Yes	Input filter	configurable
Input type	Type 1 in acc. with IEC 61131-2, Type 3 in acc. with IEC 61131-2	Input voltage, high	> 11 V
Module diagnosis	Yes	Input voltage, low	<5 V
Individual channel diagnosis	Yes		

digital outputs

Short-circuit-proof	Yes	Number	4
Number of digital outputs	4	Feedback-free	No
Output current per channel, max.	0.5 A	Module diagnosis	Yes
Individual channel diagnosis	Yes	Response time of the protective circuit (current limiting)	<100µs
Actuator connection	2-wire	Output current per module, max.	2 A

## UR20-4DI-4DO-PN-FSPS-V2

**Weidmüller Interface GmbH & Co. KG**  
 Klingenbergstraße 26  
 D-32758 Detmold  
 Germany

www.weidmueller.com

## Technical data

### Connection data

Wire cross-section, finely stranded, max. (AWG)	AWG 16	Wire cross-section, finely stranded, min. (AWG)	AWG 26
Wire cross-section, solid, max. (AWG)	AWG 16	Wire cross-section, solid, min. (AWG)	AWG 26
Type of connection	PUSH IN	Number	4
Wire cross-section, solid, max.	1.5 mm <sup>2</sup>	Wire cross-section, solid, min.	0.14 mm <sup>2</sup>
Wire connection cross section, finely stranded, max.	1.5 mm <sup>2</sup>	Wire connection cross section, finely stranded, min.	0.14 mm <sup>2</sup>

### General data

Vibration resistance	5 Hz ≤ f ≤ 8.4 Hz: 3.5-mm amplitude as per IEC 60068-2-6, 8.4 Hz ≤ f ≤ 150 Hz: 1 g acceleration as per IEC 60068-2-6	UL 94 flammability rating	V-0
Test voltage	500 V	Surge voltage category	II
Pollution severity	2	Mounting rail	TS 35
Air pressure (operation)	≥ 795 hPa (height ≤ 2000 m) as per DIN EN 61131-2	Air humidity (transport)	10% to 95%, non-condensing as per DIN EN 61131-2
Air pressure (transport)	1013 hPa (height 0 m) to 700 hPa (height 3000 m) as per DIN EN 61131-2	Air pressure (storage)	1013 hPa (height 0 m) to 700 hPa (height 3000 m) as per DIN EN 61131-2
Air humidity (operation)	10% to 95%, non-condensing as per DIN EN 61131-2	Air humidity (storage)	10% to 95%, non-condensing as per DIN EN 61131-2
Shock	15 g over 11 ms, half sinus wave, acc. to IEC 60068-2-27		

### Power supply

Reverse polarity protection	Yes	Supply voltage	24 V DC +20 %/ -15 %, via the system bus
Current consumption from I <sub>sys</sub> , typ.	8 mA	Current consumption from IO <sub>UT</sub> (the respective power segment)	30 mA

### Safety characteristics in acc. with EN 61508

PFD (probability of failure on demand), inputs	Single-channel circuit 1oo1: 8,77*10 <sup>-4</sup> , Dual-channel circuit 1oo2: 1,85*10 <sup>-5</sup>	PFD (probability of failure on demand), outputs	1,85*10 <sup>-5</sup>
Achievable safety level, outputs	SIL 3	PFH (probability of failure per hour in 1/h), outputs	2,17*10 <sup>-10</sup>
Achievable safety level, inputs	Single-channel circuit 1oo1: SIL 2; Dual-channel circuit 1oo2: SIL 3	PFH (probability of failure per hour in 1/h), inputs	Single-channel circuit 1oo1: 10 <sup>-8</sup> , Dual-channel circuit 1oo2: 2,17*10 <sup>-10</sup>
HFT (hardware fault tolerance), inputs	Single-channel circuit 1oo1: 0, Dual-channel circuit 1oo2: 1	Proportion of safety-related outages (SFF)	98 %
HFT (hardware fault tolerance), outputs	1		

### Safety characteristics in acc. with EN 62061

PFH (probability of failure per hour in 1/h), inputs	Single-channel circuit 1oo1: 10 <sup>-8</sup> , Dual-channel circuit 1oo2: 2,94*10 <sup>-9</sup>	PFH (probability of failure per hour in 1/h), outputs	5,56*10 <sup>-9</sup>
Achievable safety level, inputs	Single-channel circuit 1oo1: SILCL 2, Dual-	Error response time	Single-channel circuit 1oo1: 5 s

**UR20-4DI-4DO-PN-FSPS-V2**

**Weidmüller Interface GmbH & Co. KG**  
 Klingenbergstraße 26  
 D-32758 Detmold  
 Germany

www.weidmueller.com

**Technical data**

	channel circuit 1oo2: SILCL 3		
Achievable safety level, outputs	SIL 3		

**Safety characteristics in acc. with EN ISO 13849**

Diagnostic coverage (DC), inputs	Single-channel circuit 1oo1: 90%, Dual-channel circuit 1oo2: 99%	Achievable safety level, outputs	Ple, category 4
Achievable safety level, inputs	PLd, category 2 / architecture 1oo1 (1 channel), PLe, category 4 / architecture 1oo2 (2 channels)	MTTF	100 a

**System data**

Module type	Safe input and output module	Interface	u-remote system bus
Galvanic isolation	500 V DC between the current paths	Field bus protocol	PROFINET IRT, PROFIBUS DP-V1
Possible connection	2-wire, 4-wire	Transmission speed of system bus, max.	48 Mbit

**Classifications**

ETIM 6.0	EC001599	ETIM 7.0	EC001599
ETIM 8.0	EC001599	ETIM 9.0	EC001599
ETIM 10.0	EC001599	ECLASS 9.0	27-24-26-05
ECLASS 9.1	27-24-26-05	ECLASS 10.0	27-24-26-05
ECLASS 11.0	27-24-26-05	ECLASS 12.0	27-24-26-05
ECLASS 13.0	27-24-26-05	ECLASS 14.0	27-24-26-05
ECLASS 15.0	27-24-26-05		

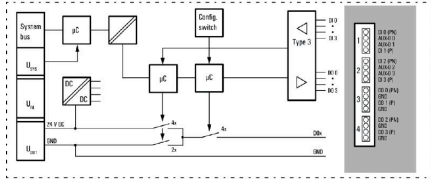
**UR20-4DI-4DO-PN-FSPS-V2**

**Weidmüller Interface GmbH & Co. KG**  
 Klingenbergstraße 26  
 D-32758 Detmold  
 Germany

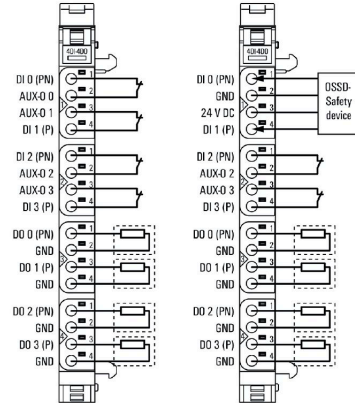
www.weidmueller.com

Drawings

Block diagram

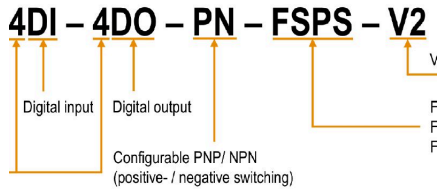


Connection diagram



Explanation of abbreviations

S




## UR20-4DI-4DO-PN-FSPS-V2

**Weidmüller Interface GmbH & Co. KG**  
 Klingenbergstraße 26  
 D-32758 Detmold  
 Germany

www.weidmueller.com

## Accessories

### Accessories




#### System accessory

Discover a wide range of accessories for your u-remote system - the ideal addition to make your applications even more efficient and flexible.

### General ordering data

Type	UR20-EBK-ACC	Version	
Order No.	<a href="#">1346610000</a>	End bracket, ,	
GTIN (EAN)	4050118151596		
Qty.	5 ST		
Type	UR20-SM-ACC	Version	
Order No.	<a href="#">1339920000</a>	Cover, ,	
GTIN (EAN)	4050118144727		
Qty.	20 ST		


### Blank



### General ordering data

Type	PM 2.7/2.6 MC NE WS	Version	
Order No.	<a href="#">1323710000</a>	OMNIMATE Signal - series PM, Pusher markers, 2.7 x 2.6 mm, Pitch	
GTIN (EAN)	4050118126778	in mm (P): 3.50 Weidmueller, white	
Qty.	960 ST		

### Custom printing



## UR20-4DI-4DO-PN-FSPS-V2

**Weidmüller Interface GmbH & Co. KG**  
 Klingenbergstraße 26  
 D-32758 Detmold  
 Germany

www.weidmueller.com

## Accessories

## General ordering data

Type	PM 2.7/2.6 MC SDR	Version	
Order No.	<a href="#">1323700000</a>	OMNIMATE Signal - series PM, Pusher markers, 2.7 x 2.6 mm, Pitch in mm (P): 3.50 Weidmueller, To customer specification	
GTIN (EAN)	4050118126761		
Qty.	192 ST		
Type	DEK 5/8-11.5 MC SDR	Version	
Order No.	<a href="#">1341610000</a>	Dekafix, Terminal marker, 5 x 8 mm, Pitch in mm (P): 8.00 Weidmueller, To customer specification	
GTIN (EAN)	4050118146059		
Qty.	100 ST		

## Blank



The Dekafix (DEK) marker is the universal marker for all conductor and plug-in connectors as well as for electronic sub-assemblies. The system is ideal for short number sequences and covers a wide range of ready-printed markers.

Strips for fast installation in only one work step. The printing is easy to read, rich in contrast and available in various widths.

- Large range of ready-to-use markers
  - Strips for fast installation
  - Terminal markers, suitable for all Weidmüller cable connectors
  - Available as blank MultiCard or with standard printing
- For custom printing: Please send us a file of our labeling software M-Print PRO or M-Print PRO Online (without installation) for your labeling specifications.

## General ordering data

Type	DEK 5/8-11.5 MC NE WS	Version	
Order No.	<a href="#">1341630000</a>	Dekafix, Terminal marker, 5 x 8 mm, Pitch in mm (P): 8.00 Weidmueller, white	
GTIN (EAN)	4050118145946		
Qty.	500 ST		

## Aluminum



Aluminum has the second best electrical conductivity after copper. One advantage is low weight, anMiscellaneous is outstanding corrosion protection.

## General ordering data

Type	TS 35X7.5 2M/AL/BK	Version	
Order No.	<a href="#">0330800000</a>	Terminal rail, Accessories, Aluminium, untreated, Width: 2000 mm, Height: 35 mm, Depth: 7.5 mm	
GTIN (EAN)	4008190100650		
Qty.	40 M		

## UR20-4DI-4DO-PN-FSPS-V2

**Weidmüller Interface GmbH & Co. KG**  
 Klingenbergstraße 26  
 D-32758 Detmold  
 Germany

www.weidmueller.com

## Accessories

### Stainless steel



Stainless steel is a collective term for all types of steel (alloys) with a high degree of purity and corrosion resistance.

### General ordering data

Type	TS 35X7.5 2M/CRN	Version	
Order No.	<a href="#">1747350000</a>	Terminal rail, Accessories, Stainless steel 1.4301, untreated, Width:	
GTIN (EAN)	4032248003372	2000 mm, Height: 35 mm, Depth: 7.5 mm	
Qty.	40 M		

### Steel



Steel DIN rails are the most widespread on the market. Among metal DIN rails, they have the lowest shortcircuit protection, similar to stainless steel.

### General ordering data

Type	TS 35X7.5 2M/ST/ZN	Version	
Order No.	<a href="#">0383400000</a>	Terminal rail, Accessories, Steel, galvanic zinc plated and passivated,	
GTIN (EAN)	4008190088026	Width: 2000 mm, Height: 35 mm, Depth: 7.5 mm	
Qty.	40 M		
Type	TS 35X7.5/LL 2M/ST/ZN	Version	
Order No.	<a href="#">0514500000</a>	Terminal rail, Accessories, Steel, galvanic zinc plated and passivated,	
GTIN (EAN)	4008190046019	Width: 2000 mm, Height: 35 mm, Depth: 7.5 mm	
Qty.	40 M		
Type	TS 35X7.5/LL 1M/ST/ZN	Version	
Order No.	<a href="#">0514510000</a>	Terminal rail, Accessories, Steel, galvanic zinc plated and passivated,	
GTIN (EAN)	4008190116620	Width: 1000 mm, Height: 35 mm, Depth: 7.5 mm	
Qty.	20 M		
Type	TS 35X7.5/LL 2M/ST/SZ	Version	
Order No.	<a href="#">7915060000</a>	Terminal rail, Accessories, Steel, galvanic zinc plated and passivated,	
GTIN (EAN)	4032248296279	Width: 2000 mm, Height: 35 mm, Depth: 7.5 mm	
Qty.	40 M		



## UR20-4DI-4DO-PN-FSPS-V2

**Weidmüller Interface GmbH & Co. KG**  
 Klingenbergstraße 26  
 D-32758 Detmold  
 Germany

www.weidmueller.com

## Accessories

### Crimping tools




Crimping tools for wire end ferrules, with and without plastic collars

- Ratchet guarantees precise crimping
- Release option in the event of incorrect operation

### General ordering data

Type	PZ 2.5 S	Version	
Order No.	<a href="#">2903690000</a>		0.14mm <sup>2</sup> , 2.5mm <sup>2</sup> , Trapezoidal crimp
GTIN (EAN)	4099986027008		
Qty.	1 ST		


### Basic modules



### General ordering data

Type	UR20-BM-SP	Version	
Order No.	<a href="#">1350930000</a>		Replacement part , Flange-mounted housing
GTIN (EAN)	4050118402735		
Qty.	5 ST		

### Plugkit



### General ordering data

Type	UR20-PK-2464570000-SP	Version	
Order No.	<a href="#">2466000000</a>		Replacement part
GTIN (EAN)	4050118480559		
Qty.	5 ST		