Data sheet

BKP-16DO-SDV541-V0-S

Weidmüller Interface GmbH & Co. KG
Klingenbergstraße 26
D-32758 Detmold
Germany

www.weidmueller.com

The digital output interfaces via relay are used to isolate the field sensors from the card and/or to adapt the operation of the said elements to the voltage required by the DCS. The interfaces also support additional characteristics that provide many benefits such as:

- Redundancy: the interfaces have 2 50-pole (AKB) connectors for redundancy purposes.
- Many of the interfaces activate a relay to indicate if one of the two possible power sources has dropped below a value of approximately 12 V
- The cards can be mounted via tension clamp or screw connection.
- The input sensors can be connected in two ways: supplied with power directly from the card or directly from the field.

General ordering data

Version	2 x AKB (50P)
Order No.	2461730000
Type	BKP-16DO-SDV541-V0-S
GTIN (EAN)	4050118476965
Qty.	1 items
Delivery status	Discontinued

BKP-16DO-SDV541-V0-S

Weidmüller Interface GmbH & Co. KG
Klingenbergstraße 26
D-32758 Detmold
Germany

www.weidmueller.com

Technical data

Approvals

Approvals	CE
ROHS	Conform

Dimensions and weights

Depth	125 mm	Depth (inches)	4.9212 inch
Height	168 mm	Height (inches)	6.6142 inch
Width	376 mm	Width (inches)	14.8031 inch
Net weight	3875 g		

Temperatures

Storage temperature	-40...85 °C	Operating temperature	-25...50 °C

Environmental Product Compliance

RoHS Compliance Status	Compliant with exemption
RoHS Exemption (if applicable/known)	7a, 7cI
REACH SVHC	Lead 7439-92-1
SCIP	372daba8-74bf-4b17-b456-421792bf2a85

General data

Power supply fuse	2 A

Connection data

Number of poles (control side)	50-pole plug	Connection supply	LP 5.08mm
Connection on control side	2 x AKB (50P)		

Ratings data output

Relay type	SIL3

Insulation coordinates (EN50178)

Rated input insulation voltage	50 V AC / 70 V DC	Rated output insulation voltage	< 300 V AC
Overvoltage category input/input	III	Overvoltage category input/output	III
Overvoltage category output/output	III	Pollution severity level	2
Pulse voltage test (1,2/50µs)	6 kV	Insulation test voltage AC	1.2 kV
Clearance input/output	≥ 5.5 mm	Clearance input/input	≥ 0.3 mm
Clearance output/output	≥ 5.5 mm		

Connection field

Min. wire cross-section, AWG	AWG 26	Type of connection	Screw connection
Flexible with sleeve, min.	0.2 mm²	Flexible with sleeve, max.	2.5 mm²
Flexible, max. H05(07) V-K	2.5 mm²	Flexible, min. H05(07) V-K	0.2 mm²
Solid, max. H05(07) V-U	2.5 mm²	Solid, min. H05(07) V-U	0.2 mm²
Stripping length	6 mm	Clamping range, max.	2.5 mm²
Clamping range, min.	0.13 mm²	Max. wire cross-section, AWG	AWG 14

BKP-16DO-SDV541-V0-S

Weidmüller Interface GmbH & Co. KG
Klingenbergstraße 26
D-32758 Detmold
Germany

www.weidmueller.com

Technical data

Supply connection

Type of connection	Screw connection	Clamping range, min.	0.13 mm²
Clamping range, max.	6 mm²	Solid, min. H05(07) V-U	0.5 mm²
Solid, max. H05(07) V-U	6 mm²	Flexible, min. H05(07) V-K	0.5 mm²
Flexible, max. H05(07) V-K	4 mm²	Flexible with sleeve, max.	2.5 mm²
Flexible with sleeve, min.	2.5 mm²	Ferrule with plastic collar, max.	0.5 mm²
Wire cross-section, min. AWG	AWG 12	Wire cross-section, max. AWG	AWG 26
Tightening torque, min.	0.5 Nm	Tightening torque, max.	0.6 Nm
Stripping length	6 mm		

Classifications

ETIM 8.0	EC002780	ETIM 9.0	EC002780
ETIM 10.0	EC002780	ECLASS 14.0	27-14-11-52
ECLASS 15.0	27-14-11-52		

BKP-16DO-SDV541-V0-S

Weidmüller Interface GmbH & Co. KG
Klingenbergstraße 26
D-32758 Detmold
Germany

www.weidmueller.com
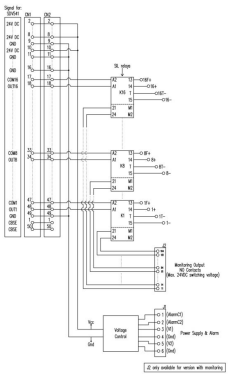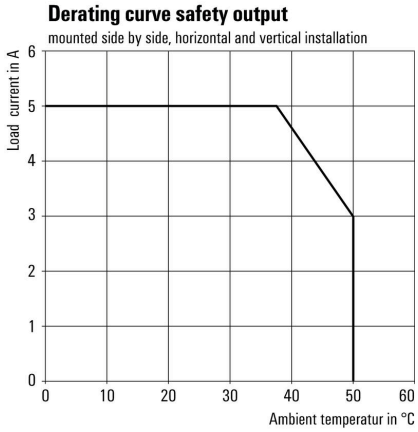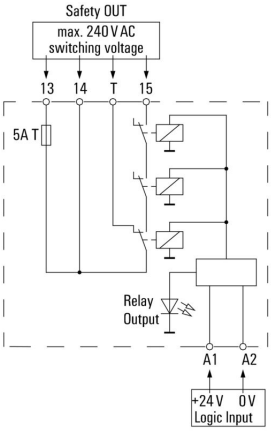
Drawings