

ACT20-FEED-IN-PRO-P

Weidmüller Interface GmbH & Co. KG

Klingenbergstraße 26

D-32758 Detmold

Germany

www.weidmueller.com

Product image, Similar to illustration



Power supply adapter modules for separate supply and distribution of the supply voltage: for the ACT20 series/ MICROSERIES signal converters.

The 22.5/6.1 mm wide power-feed modules are mounted directly adjacent to the analogue signal converters. Then the 24 VDC supply voltage is optionally bridged via the CH20M (ACT20-series) rail bus or simply bridged over using the pluggable ZQV 4N (MICROSERIES) cross-connectors.

The ACT20-Feed-In-PRO-S can also detect faults coming from any of the devices mounted on the CH20 bus mounting profile.

In the event of an error or fault, the integrated status relay sends a common alarm to the external controller. In addition, two power supply units (as primary and backup supply) can be connected to the ACT20 Feed-In PRO-S. Two feed-in modules mounted to the CH20 bus mounting profile guarantee a 100% redundant power supply.

Three LEDs are used to show the status of the power supply and error messages.

The ACT20M-Feed-In PRO can also be used in Ex zone2 / Division2 applications.

General ordering data

Version	Supply module, Distributes supply voltage to rail bus, Optional connection of backup supply
Order No.	2456870000
Type	ACT20-FEED-IN-PRO-P
GTIN (EAN)	4050118471809
Qty.	1 items

ACT20-FEED-IN-PRO-P

Weidmüller Interface GmbH & Co. KG
 Klingenbergstraße 26
 D-32758 Detmold
 Germany

www.weidmueller.com

Technical data

Approvals

Approvals



ROHS	Conform
UL File Number Search	UL Website
Certificate no. (cULus)	E337701

Dimensions and weights

Depth	113.6 mm	Depth (inches)	4.4724 inch
Height	117.2 mm	Height (inches)	4.6142 inch
Width	22.5 mm	Width (inches)	0.8858 inch
Net weight	173 g		

Temperatures

Storage temperature	-20 °C...85 °C	Ambient temperature	-20 °C...60 °C
Operating temperature		Humidity	40 °C / 95 % rel. humidity, no condensation

Probability of failure

SIL in compliance with IEC 61508	None
----------------------------------	------

Environmental Product Compliance

RoHS Compliance Status	Compliant with exemption
RoHS Exemption (if applicable/known)	7a, 7cl
REACH SVHC	Lead 7439-92-1
SCIP	2f6dd957-421a-46db-a0c2-cf1609156924

Input

Number inputs	2	Input voltage	21.6...26.4 V DC
Input current	max. 4 A	Supply voltage (input)	21.6...26.4 V DC
Backup power supply	21.6...26.4 V DC	Trigger level for the power supply	Fault <21 V DC

Output

Number of outputs	1	Output power	96 W
Output voltage, note	Input voltage -0.5 V DC / 4 A	Output current	Equivalent to input current, max. 4 A
Supply voltage (output)	24 V DC		

Output (digital)

Continuous current	2 A	Max. switching voltage, AC	250 V
Type	Relay, 1 CO contact	Alarm function	Device error, Failure of power supply, backup power supply
AC power, max.	500 VA / 60 W		

ACT20-FEED-IN-PRO-P

Weidmüller Interface GmbH & Co. KG

Klingenbergstraße 26
D-32758 Detmold
Germany

www.weidmueller.com

Technical data

General data

Protection degree	IP20	Supply voltage	21.6...26.4 V DC
Mounting rail	TS 35, CH20M Bus	Power consumption	<2 W
Configuration	none	Power consumption, max.	1 W

Insulation coordination

EMC standards	EN 61326-1
---------------	------------

Connection data

Type of connection	Screw connection	Tightening torque, min.	0.4 Nm
Tightening torque, max.	0.6 Nm	Clamping range, rated connection	2.5 mm ²
Clamping range, min.	0.5 mm ²	Clamping range, max.	2.5 mm ²
Wire connection cross section AWG, min.	AWG 26	Wire connection cross section AWG, max.	AWG 14
Wire cross-section, solid, min.	0.2 mm ²	Wire cross-section, solid, max.	2.5 mm ²
Wire connection cross section, finely stranded, min.	0.2 mm ²	Wire connection cross section, finely stranded, max.	2.5 mm ²
Wire connection cross-section, finely stranded with wire-end ferrules DIN 46228/4, min.	0.2 mm ²	Wire connection cross-section, finely stranded with wire-end ferrules DIN 46228/4, max.	2.5 mm ²

Part description

Product description	<p>The power-feed unit ACT20-FEED-IN-PRO-S distributes the supply voltage for the ACT20 range of devices to the Weidmüller CH20M DIN rail bus. The device also has a connection for a backup power supply. Installation is basically on the Weidmüller CH20M DIN rail bus.</p> <p>Properties</p> <ul style="list-style-type: none"> • The power-feed unit ACT20-FEED-IN-PRO-S detects errors on each of the devices mounted on the Weidmüller CH20M DIN rail and sends a collective message to an external controller via the internal status relay. • Two power supplies for the primary and secondary supply (backup) can be optionally connected. • A redundant power supply can be set up using two power-feed units and two separate power supplies. • The status relay is activated when the following conditions are met: ◇ The supply voltage is on the connection terminals 51 and 52 ◇ The backup supply voltage is on the terminals 53 and 54. If the backup power supply is not required, the supplied jumper needs to be inserted between terminals 52 and 53. ◇ The devices mounted on the Weidmüller DIN rail do not report any errors • The device can be used in safe (non-explosive risk) areas or in Zone 2 / Division 2. • The operating status of the power supply and the backup power supply is indicated with two green LEDs. • A malfunction is indicated with a red LED.
---------------------	-------------------------------------------------------------------------------------------------------------------------------------------------------------------------------------------------------------------------------------------------------------------------------------------------------------------------------------------------------------------------------------------------------------------------------------------------------------------------------------------------------------------------------------------------------------------------------------------------------------------------------------------------------------------------------------------------------------------------------------------------------------------------------------------------------------------------------------------------------------------------------------------------------------------------------------------------------------------------------------------------------------------------------------------------------------------------------------------------------------------------------------------------------------------------------------------------------------------------------------------------------------------------------------------------------------------------------------------------------------------------------------------------------------------------------------------------------------------------

Classifications

ETIM 8.0	EC001600	ETIM 9.0	EC001600
ETIM 10.0	EC001600	ECLASS 14.0	27-24-26-10
ECLASS 15.0	27-24-26-10		

ACT20-FEED-IN-PRO-P

Weidmüller Interface GmbH & Co. KG
 Klingenbergstraße 26
 D-32758 Detmold
 Germany

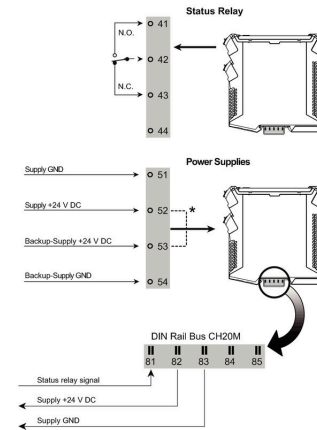
www.weidmueller.com

Drawings

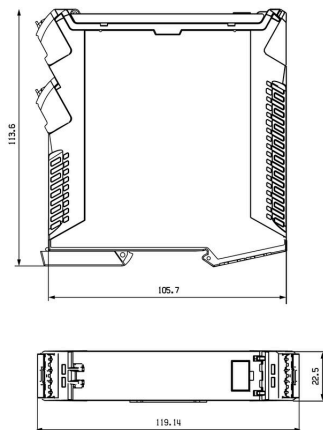
Connection diagram





application example



Similar to illustration, Dimensioned drawing



dimensions



ACT20-FEED-IN-PRO-P

Weidmüller Interface GmbH & Co. KG
 Klingenbergstraße 26
 D-32758 Detmold
 Germany

www.weidmueller.com

Accessories

Blank



ESG is the tried-and-tested marker in MultiCard format for use on many well-known electrical devices. The result is high-quality device marking with a high-contrast appearance.

Various types are available for devices from manufacturers like Siemens, ABB, Beckhoff etc.

Advantages at a glance:

- Tags for universal usage, self-adhesive or clip-on tags, depending on type
- For aligned equipment, e.g. circuit breakers, we supply ESG markers for clipping onto tag rails
- Individual laser-quality printing according to specifications

For custom printing: Please send us a file of our labeling software M-Print PRO or M-Print PRO Online (without installation) for your labeling specifications.

General ordering data

Type	ESG 8/13.5/43.3 SAI AU	Version	
Order No.	1912130000	ESG, Device markers x 13.5 mm, PA 66, Colour: Transparent, pluggable	
GTIN (EAN)	4032248541164		
Qty.	5 ST		
Type	ESG 6.6/20 BHZ 5.00/04	Version	
Order No.	1082540000	ESG, Device markers x 20 mm, PA 66, Colour: white, pluggable	
GTIN (EAN)	4032248845439		
Qty.	200 ST		

ACT20 (incl. DIN rail bus & powersupplies)



Power supply adapter modules for separate supply and distribution of the supply voltage: for the ACT20 series/MICROSERIES signal converters.

The 22.5/6.1 mm wide power-feed modules are mounted directly adjacent to the analogue signal converters. Then the 24 VDC supply voltage is optionally bridged via the CH20M (ACT20-series) rail bus or simply bridged over using the pluggable ZQV 4N (MICROSERIES) cross-connectors.

The ACT20-Feed-In-PRO-S can also detect faults coming from any of the devices mounted on the CH20 bus mounting profile.

In the event of an error or fault, the integrated status relay sends a common alarm to the external controller. In addition, two power supply units (as primary and backup supply) can be connected to the ACT20 Feed-In PRO-S. Two feed-in modules mounted to the CH20 bus mounting profile guarantee a 100% redundant power supply. Three LEDs are used to show the status of the power supply and error messages.

The ACT20M-Feed-In PRO can also be used in Ex zone2 / Division2 applications.

ACT20-FEED-IN-PRO-P

Weidmüller Interface GmbH & Co. KG

Klingenbergstraße 26
D-32758 Detmold
Germany

www.weidmueller.com

Accessories

General ordering data

Type	SAMPLE CH20M BUS 250MM	Version	
	...		
Order No.	1335140000	Mounting rail bus system, Sample set, OMNIMATE Housing - series	
GTIN (EAN)	4050118138375	CH20M, Width: 25.1 mm	
Qty.	1 ST		

CH20M BUS SET - Kit



The integrated rail bus for the modular electronics housing system

When supplying, connecting or distributing within modular applications, the rail bus can replace the tedious individual wiring process with a flexible and uninterrupted system-wide solution.

The system bus is securely integrated within the 35-mm standard mounting rail. The SMD-bus contact block can be reflow-soldered so that it can be completely automatically processed during the component assembly. The resistant, gold-plated contact surfaces ensure a permanent and reliable contact for all housing widths.

- **Unlimited scalability** The integrated connection solution covers all system widths: from the 6-mm slice to the 67-mm large-area housing.
- **Easy to service during installation** It's easy to replace a module, even in existing modules groups – without any influence on the neighbouring modules.
- **Universal integration** The uninterrupted system bus is securely integrated within the 35-mm standard mounting rail.
- **Maximum availability** Five fully-galvanized and partially gold-plated twin-arched contacts are used to establish a permanent contact to the rail bus. THR solder flanges ensure that the connection to the circuit board is stable.

General ordering data

Type	SAMPLE CH20M BUS 250MM	Version	
	...		
Order No.	1335150000	Mounting rail bus system, Sample set, OMNIMATE Housing - series	
GTIN (EAN)	4050118138382	CH20M, Width: 25.1 mm	
Qty.	1 ST		