

ACT20X-HUI-SAO-P

Weidmüller Interface GmbH & Co. KG

Klingenbergstraße 26

D-32758 Detmold

Germany

www.weidmueller.com

Product image, Similar to illustration



The ACT 20X HUI-SAO-S/ SAO-LP universal measurement and signal isolating converters can be configured individually.

Temperature signals from PT100 sensors and thermocouples as well as analogue DC current and voltage signals can be recorded from Ex zone 0.

On the output side, optional current/voltage (SAO-S) or 4...20 mA current loop signals (SAO-LP / SAO-S) are provided for the safe zone.

The ACT20X-HUI-SAO-S also has a relay output for configuring its switching threshold.

An integrated alarm contact is available on this device for issuing an alert in the event of a malfunction. This makes troubleshooting easier and also increases system availability.

The power supply of the signal isolating converter is either done using the integrated power supply (SAO-S) or alternatively over the output-side current loop (SAO-LP).

The rail mountable devices are designed with one channel, and are optionally available in widths of 12.5 mm (SAO-LP) or 22.5 mm (SAO-S).

General ordering data

Version	EX signal isolating converter, Ex-output: U, I, R, S, Safe-output: 4-20mA/ relay, 1-channel
Order No.	2456200000
Type	ACT20X-HUI-SAO-P
GTIN (EAN)	4050118471601
Qty.	1 items

ACT20X-HUI-SAO-P

Weidmüller Interface GmbH & Co. KG

Klingenbergstraße 26

D-32758 Detmold

Germany

www.weidmueller.com

Technical data

Approvals

Approvals



ROHS Conform

UL File Number Search [UL Website](#)

Certificate no. (cULus) E337701

Dimensions and weights

Depth	114.6 mm	Depth (inches)	4.5118 inch
Height	127.3 mm	Height (inches)	5.0118 inch
Width	22.5 mm	Width (inches)	0.8858 inch
Net weight	202 g		

Temperatures

Storage temperature	-20 °C...85 °C	Operating temperature	-20 °C...60 °C
Humidity	0...95 % (no condensation)		

Probability of failure

SIL PAPER	SIL certificate - PDF/ Cert_Weidmueller_070902_P0002_C005_V2R1.pdf (application/pdf)	SIL in compliance with IEC 61508	2
-----------	--------------------------------------------------------------------------------------------	----------------------------------	---

Environmental Product Compliance

RoHS Compliance Status	Compliant with exemption
RoHS Exemption (if applicable/known)	7a, 7cI
REACH SVHC	Lead 7439-92-1
SCIP	2f6dd957-421a-46db-a0c2-cf1609156924

Assembling

Type of mounting	DIN rail	Mounting rail	TS 35
Mounting position	horizontal or vertical		

Input EX

Sensor	2-/3-/4-wire, RTD: PT10, PT20, PT50, PT100, PT250, PT300, PT400, PT500, PT1000, Ni50, Ni100, Ni120, Ni1000, Thermocouples: B, E, J, K, N, R, S, T; in compliance with IEC 60584-1 and L, U in compliance with DIN43710, Potentiometer, Resistance: 0 - 12 kΩ	Input resistance	configurable, 0...10 kΩ
Type	intrinsically safe circuit	Line resistance in measuring circuit	≤ 50 Ω
Potentiometer	10 Ω...10 kΩ	Sensor supply	21.4...16.5 V DC / 0...20 mA
Input voltage	configurable, 0...1 V DC, 0,2...1 V DC, 1...5 V DC, 0...(5)10 V, 2...10 V DC	Temperature input range	Configurable, PT100: -200...+850 °C, PT200: -200...+850 °C, PT1000:

ACT20X-HUI-SAO-P

Weidmüller Interface GmbH & Co. KG

Klingenbergstraße 26

D-32758 Detmold

Germany

www.weidmueller.com

Technical data

-200...+850 °C, NI100:
 -60°C...+250 °C, Ni120:
 -80 °C...+320 °C, NI1000:
 -60°C...+250 °C, B: +100...
 +1820 °C, E: (-100...
 +1000 °C), J: (-100...
 +1200 °C), K: (-180...
 +1372 °C), L: (-200...+900
 °C), N: (-180...+1300 °C),
 R: (-50...+1760 °C), S:
 (-50...+1760 °C), T: (-200...
 +400 °C), U: (-200...+600
 °C), W3: (0...+2300 °C),
 W5: (0...+2300 °C), LR:
 (-200...+800 °C)

Input current	0...20 mA, 4...20 mA	Input resistance, voltage	> 10 MΩ @ 600 mV, 2 MΩ @ 28 V
Input resistance, current	20 Ω + PTC 50 Ω		

Output (analogue)

Signal output	direct or inverted	Type (analogue output)	'active', connected control must be passive'
Output behaviour on failure downscale	23 mA	Output behaviour on failure upscale	3.5 mA
Number analogue outputs	1	Load resistance current	<600 Ω
Output current	4...20 mA, loop-powered, 0/4...20 mA, 0(4)...20 mA		

Output (Status)

Hysteresis	0.1 mA (switching threshold)	Type	Status relay, 1 NC (voltage-free)
Alarm function	Device error, No supply voltage	Number of alarm outputs	1
Nominal switching voltage	≤ 125 V AC / 110 V DC (safe area) ≤ 32 V AC / 32 V DC (zone 2)	Continuous current	≤ 0.5 A AC / 0.3 A DC (safe zone), ≤ 0.5 A AC / 1 A DC (zone 2)
Power rating	≤ 62.5 VA / 32 W (safe area) ≤ 16 VA / 32 W (Zone 2)		

Alarm output

Hysteresis	0.1 mA (switching threshold)	Type	Status relay, 1 NC (voltage-free)
Number of alarm outputs	1	Nominal switching voltage	≤ 125 V AC / 110 V DC (safe area) ≤ 32 V AC / 32 V DC (zone 2)
Continuous current	≤ 0.5 A AC / 0.3 A DC (safe zone), ≤ 0.5 A AC / 1 A DC (zone 2)	Power rating	≤ 62.5 VA / 32 W (safe area) ≤ 16 VA / 32 W (Zone 2)

General specifications

Type of connection	PUSH IN	Humidity	0...95 % (no condensation)
Protection degree	IP20	Supply voltage	19.2...31.2 V DC
Configuration	With FDT/DTM software, Requires configuration adapter 8978580000 CBX200 USB	Operating altitude	≤ 2000 m

ACT20X-HUI-SAO-P

Weidmüller Interface GmbH & Co. KG

Klingenbergstraße 26

D-32758 Detmold

Germany

www.weidmueller.com

Technical data

Insulation coordination

EMC standards	EN 61326-1	Standards	EN 61010-1
Insulation voltage	2.6 kV (input / output)	Rated voltage	300 V

Data for Ex applications (ATEX)

ATEX - gas labelling	II (1) G [Ex ia Ga] IIC/IIB/IIA	ATEX - dust labelling	II (1) D [Ex ia Da] IIIC, I (M1) [Ex ia Ma] I
IECEx - gas labelling	Ex ec nC IIC T4 Gc, [Ex ia Ga] IIC/IIB/IIA	Installation location	Device installed in safe area, zone 2

Connection data

Type of connection	PUSH IN	Wire connection cross section AWG, min.	AWG 26
Wire connection cross section AWG, max.	AWG 14	Wire cross-section, solid, min.	0.2 mm ²
Wire cross-section, solid, max.	2.5 mm ²	Wire connection cross section, finely stranded, min.	0.2 mm ²
Wire connection cross section, finely stranded, max.	2.5 mm ²	Wire connection cross-section, finely stranded with wire-end ferrules DIN 46228/4, min.	0.2 mm ²
Wire connection cross-section, finely stranded with wire-end ferrules DIN 46228/4, max.	2.5 mm ²		

Guarantee

Time interval	3 years
---------------	---------

Part description

Product description	<p>The device ACT20X-HUI-SAO-S transmits analog signals from hazardous areas safely galvanically separated into non or less hazardous areas. For this purpose the input circuits are designed intrinsically safe.</p> <p>Features</p> <ul style="list-style-type: none"> • Configuration and diagnosis via FDT/DTM Software "WI-Manager". • The device can be mounted in the safe area and in zone 2 / division 2 and receive signals from zone 0, 1, 2, 20, 21 and 22, as well as Class I/II/III, division 1, group A-G. • The active or passive signal inputs for RTD, TC, potentiometer, V and mA are completely electrically isolated. • The device detects automatically whether an active or passive current signal is connected. • As cold junction compensation for the TC signal input, either the internal cold junction compensation or for even higher accuracy an external cold junction compensation terminal is used. • Extended self diagnostic: Monitoring of error events (e.g. cable breakage) via status relay. • Front LEDs indicates operation status and malfunction. • 3-way galvanic isolation between input, output and power supply.
---------------------	-----------------------------------------------------------------------------------------------------------------------------------------------------------------------------------------------------------------------------------------------------------------------------------------------------------------------------------------------------------------------------------------------------------------------------------------------------------------------------------------------------------------------------------------------------------------------------------------------------------------------------------------------------------------------------------------------------------------------------------------------------------------------------------------------------------------------------------------------------------------------------------------------------------------------------------------------------------------------------------------------------------------------------------------------------------------------------------------------------------------------------------------------------------------------------------------------------------------------------------------------

Classifications

ETIM 8.0	EC002653	ETIM 9.0	EC002653
ETIM 10.0	EC002653	ECLASS 14.0	27-21-01-20
ECLASS 15.0	27-21-01-20		

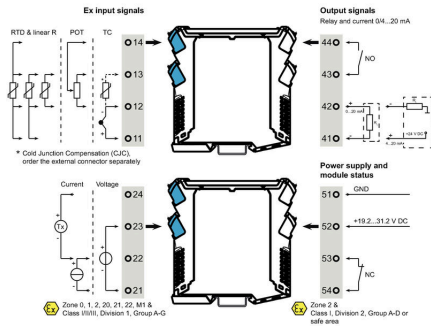
ACT20X-HUI-SAO-P

Weidmüller Interface GmbH & Co. KG
 Klingenbergstraße 26
 D-32758 Detmold
 Germany

Drawings

www.weidmueller.com

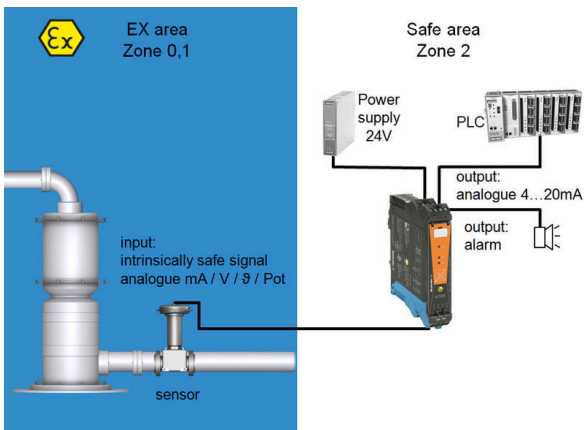
Connection diagram



Limit value setting options

Application

Block diagram



Drawings

screenshot of input configuration
with FDT2 / DTM software

screenshot of output configuration
with FDT2 / DTM software

screenshot of "observe" with FDT2 / DTM software

screenshot of "observe" with FDT2 / DTM software

Dimensioned drawing

Removable terminals with coding


ACT20X-HUI-SAO-P

Weidmüller Interface GmbH & Co. KG
 Klingenbergstraße 26
 D-32758 Detmold
 Germany

www.weidmueller.com

Accessories

Blank



ESG is the tried-and-tested marker in MultiCard format for use on many well-known electrical devices. The result is high-quality device marking with a high-contrast appearance.

Various types are available for devices from manufacturers like Siemens, ABB, Beckhoff etc.

Advantages at a glance:

- Tags for universal usage, self-adhesive or clip-on tags, depending on type
- For aligned equipment, e.g. circuit breakers, we supply ESG markers for clipping onto tag rails
- Individual laser-quality printing according to specifications

For custom printing: Please send us a file of our labeling software M-Print PRO or M-Print PRO Online (without installation) for your labeling specifications.

General ordering data

Type	ESG 6.6/20 BHZ 5.00/04	Version	
Order No.	1082540000	ESG, Device markers x 20 mm, PA 66, Colour: white, pluggable	
GTIN (EAN)	4032248845439		
Qty.	200 ST		
Type	ESG 8/13.5/43.3 SAI AU	Version	
Order No.	1912130000	ESG, Device markers x 13.5 mm, PA 66, Colour: Transparent, pluggable	
GTIN (EAN)	4032248541164		
Qty.	5 ST		

Configuration interfaces



General ordering data

Type	CBX200 USB	Version	
Order No.	8978580000		
GTIN (EAN)	4032248813759		
Qty.	1 ST		