

## WDTR 2.5 BL


**Weidmüller Interface GmbH & Co. KG**

Klingenbergstraße 26

D-32758 Detmold

Germany

[www.weidmueller.com](http://www.weidmueller.com)



In some applications it makes sense to add a test point or a disconnect element to the feed through terminal for testing and safety purposes. With test disconnect terminals you measure electric circuits in the absence of voltage. While the disconnecting points clearance and creepage distance is not assessed in dimensional terms, the specified rated impulse voltage strength must be proven.

### General ordering data

|            |  |
|------------|--|
| Version    | Test-disconnect terminal, Screw connection, blue, 2.5 mm <sup>2</sup> , 17 A, 500 V, Number of connections: 4, Number of levels: 2 |
| Order No.  | <a href="#">2456010000</a>   |
| Type       | WDTR 2.5 BL  |
| GTIN (EAN) | 4050118515251  |
| Qty.       | 25 items   |

## WDTR 2.5 BL

Weidmüller Interface GmbH & Co. KG  
Klingenbergstraße 26  
D-32758 Detmold  
Germany

www.weidmueller.com

## Technical data

## Approvals

Approvals



ROHS Conform

UL File Number Search [UL Website](#)

Certificate No. (cURus) E60693

## Dimensions and weights

|            |         |                 |             |
|------------|---------|-----------------|-------------|
| Depth      | 65 mm   | Depth (inches)  | 2.5591 inch |
| Height     | 94 mm   | Height (inches) | 3.7008 inch |
| Width      | 6.15 mm | Width (inches)  | 0.2421 inch |
| Net weight | 22.76 g |                 |             |

## Temperatures

|                                  |                |                                  |                |
|----------------------------------|----------------|----------------------------------|----------------|
| Storage temperature              | -25 °C...55 °C | Ambient temperature              | -50 °C...75 °C |
| Continuous operating temp., min. | -50 °C         | Continuous operating temp., max. | 120 °C         |

## Environmental Product Compliance

|                                      |                                      |
|--------------------------------------|--------------------------------------|
| RoHS Compliance Status               | Compliant with exemption             |
| RoHS Exemption (if applicable/known) | 6c                                   |
| REACH SVHC                           | Lead 7439-92-1                       |
| SCIP                                 | c6099607-b1cd-4fc8-8f5b-8c2defa73093 |

## Material data

|                           |       |        |      |
|---------------------------|-------|--------|------|
| Basic material            | Wemid | Colour | blue |
| UL 94 flammability rating | V-0   |        |      |

## System specifications

|                                   |    |                                     |              |
|-----------------------------------|----|-------------------------------------|--------------|
| End cover plate required          | No | Number of potentials                | 2            |
| Number of levels                  | 2  | Number of clamping points per level | 2            |
| Levels cross-connected internally | No | Mounting rail                       | TS 32, TS 35 |
| N-function                        | No | PE function                         | No           |
| PEN function                      | No |                                     |              |

## Additional technical data

|                  |         |                          |    |
|------------------|---------|--------------------------|----|
| Open sides       | closed  | Explosion-tested version | No |
| Type of mounting | Snap-on |                          |    |

## CSA rating data

|  |           |  |        |
|--|-----------|--|--------|
| Conductor size Factory wiring min. (CSA) | 26 AWG    | Conductor size Field wiring max. (CSA) | 12 AWG |
| Certificate No. (CSA)                    | 12400-377 | Voltage size B (CSA)                   | 300 V  |
| Conductor size Factory wiring max. (CSA) | 12 AWG    | Conductor size Field wiring min. (CSA) | 26 AWG |
| Current size B (CSA)                     | 17 A      | Voltage size D (CSA)                   | 300 V  |
| Current size D (CSA)                     | 10 A      |  |        |

## WDTR 2.5 BL

**Weidmüller Interface GmbH & Co. KG**  
 Klingenbergstraße 26  
 D-32758 Detmold  
 Germany

www.weidmueller.com

## Technical data

### Conductors for clamping (additional connection)

Connection type, additional connection Screw connection

### Conductors for clamping (rated connection)

|   |                      |   |                      |
|---|----------------------|---|----------------------|
| Gauge to IEC 60947-1  | A3                   | Wire connection cross section AWG, max.   | AWG 12               |
| Connection direction  | on side              | Tightening torque, max.   | 0.6 Nm               |
| Tightening torque, min.   | 0.5 Nm               | Stripping length  | 8 mm                 |
| Type of connection 2  | Screw connection     | Type of connection  | Screw connection     |
| Number of connections   | 4                    | Clamping range, max.  | 4 mm <sup>2</sup>    |
| Clamping range, min.  | 0.05 mm <sup>2</sup> | Blade size  | 0.6 x 3.5 mm         |
| Wire connection cross section AWG, min.   | AWG 30               | Wire connection cross-section, finely stranded with wire-end ferrules DIN 46228/4, max. | 2.5 mm <sup>2</sup>  |
| Wire connection cross-section, finely stranded with wire-end ferrules DIN 46228/4, min. | 0.05 mm <sup>2</sup> | Wire connection cross-section, finely stranded with wire-end ferrules DIN 46228/1, max. | 2.5 mm <sup>2</sup>  |
| Wire connection cross-section, finely stranded with wire-end ferrules DIN 46228/1, min. | 0.05 mm <sup>2</sup> | Wire connection cross section, finely stranded, max.                                    | 2.5 mm <sup>2</sup>  |
| Wire connection cross section, finely stranded, min.                                    | 0.05 mm <sup>2</sup> | Connection cross-section, stranded, max.  | 4 mm <sup>2</sup>    |
| Connection cross-section, stranded, min. 0.05 mm <sup>2</sup>                           |                      | Wire connection cross-section, solid core, max.   | 4 mm <sup>2</sup>    |
| Wire connection cross-section, solid core, min.   | 0.05 mm <sup>2</sup> | Connection cross-section, finely stranded, min.   | 0.05 mm <sup>2</sup> |

### General

|   |               |   |              |
|---|---------------|---|--------------|
| Wire connection cross section AWG, max. | AWG 12        | Wire connection cross section AWG, min. | AWG 30       |
| Standards                               | IEC 60947-7-1 | Mounting rail                           | TS 32, TS 35 |

### Rating data

|  |                     |                                 |               |
|--|---------------------|---------------------------------|---------------|
| Rated cross-section                          | 2.5 mm <sup>2</sup> | Rated voltage                   | 500 V         |
| Rated DC voltage                             | 500 V               | Nominal current                 | 17 A          |
| Current at maximum wires                     | 17 A                | Standards                       | IEC 60947-7-1 |
| Volume resistance according to IEC 60947-7-x | 1.33 mΩ             | Rated impulse withstand voltage | 6 kV          |
| Power loss in accordance with IEC 60947-7-x  | 0.77 W              | Surge voltage category          | III           |
| Pollution severity                           | 3                   |                                 |               |

### UL rating data

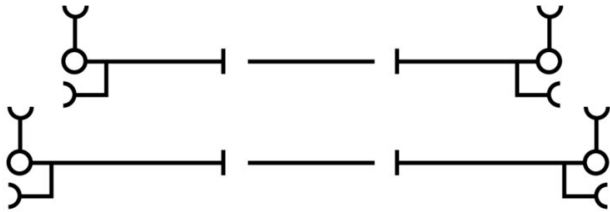
|   |        |  |        |
|---|--------|--|--------|
| Conductor size Factory wiring max. (cURus)      | 12 AWG | Voltage size B (cURus)                     | 300 V  |
| Voltage size D (cURus)                          | 300 V  | Certificate No. (cURus)                    | E60693 |
| Conductor size Field wiring min. (cURus) 30 AWG |        | Conductor size Factory wiring min. (cURus) | 30 AWG |
| Current size B (cURus)                          | 20 A   | Voltage size C (cURus)                     | 150 V  |
| Current size C (cURus)                          | 20 A   | Current size D (cURus)                     | 10 A   |
| Conductor size Field wiring max. (cURus) 12 AWG |        |  |        |

## Technical data

### Classifications

|             |             |             |             |
|-------------|-------------|-------------|-------------|
| ETIM 8.0    | EC000902    | ETIM 9.0    | EC000902    |
| ETIM 10.0   | EC000902    | ECLASS 14.0 | 27-25-01-09 |
| ECLASS 15.0 | 27-25-01-09 |             |             |

**Drawings**



## WDTR 2.5 BL

Weidmüller Interface GmbH &amp; Co. KG

Klingenbergstraße 26


D-32758 Detmold

Germany

www.weidmueller.com

## Accessories

## End bracket



Weidmüller's range of products includes end brackets that guarantee a permanent, reliable mounting on the terminal rail and prevent sliding. Versions with and without screws are available. The end brackets include marking options, also for group markers, and also a test plug holder.

## General ordering data

|            |                            |  |  |
|------------|----------------------------|--|--|
| Type       | WEW 35/1                   | Version  |  |
| Order No.  | <a href="#">1059000000</a> | End bracket, dark beige, TS 35, V-2, Wemid, Width: 12 mm, 100 °C |  |
| GTIN (EAN) | 4008190172282              |  |  |
| Qty.       | 50 ST                      |  |  |

## Slotted screwdriver



VDE insulated slot-head screwdriver, SDI DIN 7437, ISO 2380/2, drive output acc. to DIN 5264, ISO 2380/1. SoftFinish grip

## General ordering data

|            |                            |   |  |
|------------|----------------------------|---|--|
| Type       | SDIZ 0.6X3.5X100           | Version   |  |
| Order No.  | <a href="#">9008450000</a> | Screwdriver, Blade width (B): 3.5 mm, Blade length: 100 mm, Blade thickness (A): 0.6 mm |  |
| GTIN (EAN) | 4032248056446              |   |  |
| Qty.       | 1 ST                       |   |  |

## Blank



The Dekafix (DEK) marker is the universal marker for all conductor and plug-in connectors as well as for electronic sub-assemblies. The system is ideal for short number sequences and covers a wide range of ready-printed markers.

Strips for fast installation in only one work step. The printing is easy to read, rich in contrast and available in various widths.

- Large range of ready-to-use markers
  - Strips for fast installation
  - Terminal markers, suitable for all Weidmüller cable connectors
  - Available as blank MultiCard or with standard printing
- For custom printing: Please send us a file of our labeling software M-Print PRO or M-Print PRO Online (without installation) for your labeling specifications.

## WDTR 2.5 BL

**Weidmüller Interface GmbH & Co. KG**  
 Klingenbergstraße 26  
 D-32758 Detmold  
 Germany


www.weidmueller.com

## Accessories

## General ordering data

|            |                            |   |
|------------|----------------------------|---|
| Type       | DEK 5/6 MC NE WS           | Version   |
| Order No.  | <a href="#">1609820000</a> | Dekafix, Terminal marker, 5 x 6 mm, Pitch in mm (P): 6.00         |
| GTIN (EAN) | 4008190203436              | Weidmueller, white  |
| Qty.       | 1000 ST                    |   |
| Type       | WS 8/5 MC NE WS            | Version   |
| Order No.  | <a href="#">1640740000</a> | WS, Terminal marker, 8 x 5 mm, Pitch in mm (P): 5.00 Weidmueller, |
| GTIN (EAN) | 4008190279103              | Allen-Bradley, white  |
| Qty.       | 720 ST                     |   |

## Cross-connections



The distribution or multiplication of a potential to adjoining terminal blocks is realized via a cross-connection. Additional wiring effort can be easily avoided. Even if the poles are broken out, contact reliability in the terminal blocks is still ensured. Our portfolio offers pluggable and screwable cross-connection systems for modular terminal blocks.

## General ordering data

|            |                            |  |
|------------|----------------------------|--|
| Type       | VQB 1.5/50 RT              | Version  |
| Order No.  | <a href="#">1633290000</a> | Cross-connector (terminal), when screwed in, red, 17.5 A, Number of  |
| GTIN (EAN) | 4008190257750              | poles: 50, Pitch in mm (P): 6.20, Insulated: Yes, Width: 4.2 mm      |
| Qty.       | 5 ST                       |  |
| Type       | VQB 1.5/50 SW              | Version  |
| Order No.  | <a href="#">1635120000</a> | Cross-connector (terminal), when screwed in, black, 17.5 A, Number   |
| GTIN (EAN) | 4008190262761              | of poles: 50, Pitch in mm (P): 6.20, Insulated: Yes, Width: 4.2 mm   |
| Qty.       | 5 ST                       |  |
| Type       | VQB 1.5/50 BL              | Version  |
| Order No.  | <a href="#">1633280000</a> | Cross-connector (terminal), when screwed in, blue, 17.5 A, Number of |
| GTIN (EAN) | 4008190257743              | poles: 50, Pitch in mm (P): 6.20, Insulated: Yes, Width: 4.2 mm      |
| Qty.       | 5 ST                       |  |

## Marker holder



The marker holder offer the possibility of additional mounting of standard markers with a pitch of 5 or 5.1 mm. The angled holders can be optionally snapped together and could be mounted in all standard marking channels of the Klippon® Connect modular terminal blocks. Fitting marker types could be found under the respective accessories of the designation marking holder.

## General ordering data

|            |                            |                            |
|------------|----------------------------|----------------------------|
| Type       | BZT 1 WS 10/5              | Version                    |
| Order No.  | <a href="#">1805490000</a> | Accessories, Marker holder |
| GTIN (EAN) | 4032248270231              |                            |
| Qty.       | 100 ST                     |                            |

## WDTR 2.5 BL

Weidmüller Interface GmbH &amp; Co. KG

Klingenbergstraße 26

D-32758 Detmold

Germany

www.weidmueller.com

## Accessories

|            |                            |                            |  |
|------------|----------------------------|----------------------------|--|
| Type       | BZT 1 ZA WS 10/5           | Version                    |  |
| Order No.  | <a href="#">1805520000</a> | Accessories, Marker holder |  |
| GTIN (EAN) | 4032248270248              |                            |  |
| Qty.       | 100 ST                     |                            |  |

## BE6.3 bits - slotted

1/4" hexagon drive to DIN 3126, form E6.3 for direct machine connection

Slot-head bits DIN 5264, 1/4" drive, E6.3 DIN 3126



## General ordering data

|            |                            |                                 |  |
|------------|----------------------------|---------------------------------|--|
| Type       | BIT E6.3Z 0.6X3.5X70       | Version                         |  |
| Order No.  | <a href="#">9205670000</a> | Accessories, Screwdriver insert |  |
| GTIN (EAN) | 4032248772971              |                                 |  |
| Qty.       | 5 ST                       |                                 |  |

## DEK 5/6



## WS/ DEK

MultiMark terminal markers use an innovative composite material made from two components. The hard base contour of the marker snaps securely into the connector. The elastic surface finish makes the marker easy to mount. This specially punched material enables the strips to be stretched to accommodate the slight variations in spacing that tend to add up, especially with long terminal blocks. Another advantage: the excellent printability of the surface material guarantees durable and wear-resistant labelling. A print resolution of 300 dpi also produces a very legible script.

Your benefits with MultiMark

- Firm hold and durable printing
- Continuous strips save installation time
- Easy mounting thanks to an innovative composite material
- Large label field for optimal legibility
- High flexibility thanks to manufacturer independence

## General ordering data

|            |                            |  |  |
|------------|----------------------------|--|--|
| Type       | DEK 5/6 MM WS              | Version  |  |
| Order No.  | <a href="#">2007120000</a> | Dekafix, Terminal marker, 5 x 6 mm, Weidmueller, white |  |
| GTIN (EAN) | 4050118392104              |  |  |
| Qty.       | 600 ST                     |  |  |

## WDTR 2.5 BL

Weidmüller Interface GmbH &amp; Co. KG

Klingenbergstraße 26

D-32758 Detmold

Germany

## Accessories

www.weidmueller.com

## WS 8/5



## WS/ DEK

MultiMark terminal markers use an innovative composite material made from two components. The hard base contour of the marker snaps securely into the connector. The elastic surface finish makes the marker easy to mount. This specially punched material enables the strips to be stretched to accommodate the slight variations in spacing that tend to add up, especially with long terminal blocks. Another advantage: the excellent printability of the surface material guarantees durable and wear-resistant labelling. A print resolution of 300 dpi also produces a very legible script.

Your benefits with MultiMark

- Firm hold and durable printing
- Continuous strips save installation time
- Easy mounting thanks to an innovative composite material
- Large label field for optimal legibility
- High flexibility thanks to manufacturer independence

## General ordering data

|            |                            |         |   |
|------------|----------------------------|---------|---|
| Type       | WS 8/5 MM WS               | Version |   |
| Order No.  | <a href="#">2007150000</a> |         | WS, Terminal marker, 8 x 5 mm, Weidmueller, white |
| GTIN (EAN) | 4050118392029              |         |   |
| Qty.       | 800 ST                     |         |   |

## Testadapter and testsockets



Test adapters and test plugs are used for the electrical connection between terminal blocks and the test equipment. In this way, an electrical contact can be established in the wired state and measurements can be done easily.

## General ordering data

|            |                            |         |                                       |
|------------|----------------------------|---------|---------------------------------------|
| Type       | PS 2.3 RT                  | Version |                                       |
| Order No.  | <a href="#">0180400000</a> |         | Test adapter (terminal), 230 V, 20 mA |
| GTIN (EAN) | 4008190060121              |         |                                       |
| Qty.       | 20 ST                      |         |                                       |

## WDTR 2.5 BL

Weidmüller Interface GmbH &amp; Co. KG

Klingenbergstraße 26


D-32758 Detmold

Germany

www.weidmueller.com

## Accessories

## Component plugs



The component plug is used to integrate an electrical component in a disconnect terminal block. After soldering the electronic component, the plug can be integrated into the disconnection area of our disconnect terminal blocks and thus changes the disconnect terminal block into a modular terminal block with integrated electronic component.

## General ordering data

|            |                            |                                   |  |
|------------|----------------------------|-----------------------------------|--|
| Type       | BEST                       | Version                           |  |
| Order No.  | <a href="#">1833100000</a> | Accessories, Component plug       |  |
| GTIN (EAN) | 4032248501014              |                                   |  |
| Qty.       | 50 ST                      |                                   |  |
| Type       | BEST/D                     | Version                           |  |
| Order No.  | <a href="#">1878560000</a> | Accessories, Component plug, 1 A  |  |
| GTIN (EAN) | 4032248471492              |                                   |  |
| Qty.       | 50 ST                      |                                   |  |
| Type       | BEST/DRBR                  | Version                           |  |
| Order No.  | <a href="#">1878570000</a> | Accessories, Component plug, 22 A |  |
| GTIN (EAN) | 4032248471508              |                                   |  |
| Qty.       | 50 ST                      |                                   |  |

## Fuse holder



The fuse holder SIHA quickly turns a disconnect terminal into a fuse terminal: simply remove the disconnect lever and attach the fuse unit.

## General ordering data

|            |                            |  |  |
|------------|----------------------------|--|--|
| Type       | SIHA 3/G20                 | Version  |  |
| Order No.  | <a href="#">7921560000</a> | Fuse holder for feed-through modular terminal, black, 6.3 A, pluggable, V-O, Wemid   |  |
| GTIN (EAN) | 4032248264643              |  |  |
| Qty.       | 25 ST                      |  |  |
| Type       | SIHA 3/G20/LD 60-150V      | Version  |  |
| Order No.  | <a href="#">7921590000</a> | Fuse holder for feed-through modular terminal, black, 2.31 mA, pluggable, V-O, Wemid |  |
| GTIN (EAN) | 4032248322626              |  |  |
| Qty.       | 25 ST                      |  |  |
| Type       | SIHA 3/G20/LD 35-70V       | Version  |  |
| Order No.  | <a href="#">7921580000</a> | Fuse holder for feed-through modular terminal, black, 2.31 mA, pluggable, V-O, Wemid |  |
| GTIN (EAN) | 4032248322619              |  |  |
| Qty.       | 25 ST                      |  |  |

## WDTR 2.5 BL

**Weidmüller Interface GmbH & Co. KG**  
 Klingenbergstraße 26  
 D-32758 Detmold  
 Germany

www.weidmueller.com

## Accessories

|            |                           |  |
|------------|---------------------------|--|
| Type       | SIHA 3/G20/LD 140-250V    | Version  |
| Order No.  | <a href="#">792160000</a> | Fuse holder for feed-through modular terminal, black, 2.31 mA,         |
| GTIN (EAN) | 4032248322633             | pluggable, V-0, Wemid  |
| Qty.       | 25 ST                     |  |
| Type       | SIHA 3/G20/LD 10-36V BL   | Version  |
| Order No.  | <a href="#">100525000</a> | Fuse holder for feed-through modular terminal, blue, 2.31 A,           |
| GTIN (EAN) | 4032248712038             | pluggable, V-0, Wemid  |
| Qty.       | 25 ST                     |  |
| Type       | SIHA 3/G20/LD 10-36V      | Version  |
| Order No.  | <a href="#">792157000</a> | Fuse holder for feed-through modular terminal, black, 2.31 mA,         |
| GTIN (EAN) | 4032248322503             | pluggable, V-0, Wemid  |
| Qty.       | 25 ST                     |  |
| Type       | SIHA 3/G20 BL             | Version  |
| Order No.  | <a href="#">100426000</a> | Fuse holder for feed-through modular terminal, blue, 6.3 A, pluggable, |
| GTIN (EAN) | 4032248709717             | V-0, Wemid   |
| Qty.       | 25 ST                     |  |
| Type       | SIHA 3/G20                | Version  |
| Order No.  | <a href="#">792619000</a> | Fuse holder for feed-through modular terminal, black, 6.3 A,           |
| GTIN (EAN) | 4032248264612             | pluggable, V-0, Wemid  |
| Qty.       | 1000 ST                   |  |

## Disconnect plugs



In contrast to the terminal blocks with integrated disconnect lever, our disconnect plugs can be completely detached or removed from the terminal block and the respective application and offer a flexible alternative solution to our standard disconnectors.

## General ordering data

|            |                           |  |
|------------|---------------------------|--|
| Type       | DTLE 2.5/4                | Version                                |
| Order No.  | <a href="#">291053000</a> | Locking element (terminal), Wemid, red |
| GTIN (EAN) | 4099986519466             |  |
| Qty.       | 25 ST                     |  |