

SAIL-M12WM12W-K-10P**Weidmüller Interface GmbH & Co. KG**

Klingenbergstraße 26

D-32758 Detmold

Germany

www.weidmueller.com



Your peripheral devices should be supplied with greater power. With our new M12 plug-in connector, more than 250 V and 2 A is possible without problems. The compact A-, K-, L-, S- and T-coded M12 plug-in connectors are designed for the transmission of up to 630 V AC or 60 V DC and 12 A.

General ordering data

Version	Power cable, Connecting line, M12 / M12, Number of poles : 5 (4 + PE), 10 m, pin, 90° - socket 90°, Shielded: No, LED: No, Sheath material: PUR, Halogen: No
Order No.	2455291000
Type	SAIL-M12WM12W-K-10P
GTIN (EAN)	4050118470437
Qty.	1 items

SAIL-M12WM12W-K-10P

Weidmüller Interface GmbH & Co. KG
Klingenbergstraße 26
D-32758 Detmold
Germany

www.weidmueller.com

Technical data

Approvals

Approvals



ROHS Conform

UL File Number Search [UL Website](#)

Certificate no. (cULus) E257571

Dimensions and weights

Net weight 500 g

Environmental Product Compliance

RoHS Compliance Status Compliant

REACH SVHC Lead 7439-92-1

SCIP e8d8af70-4c85-4483-bc8c-9bc5b598e2a9

Technical specifications for cable

Cable length	10 m	Sheathing colour	black
PE function	Yes	Suitable for cable carriers	Yes
Core cross-section	1.5 mm ²	Shielded	No
Halogen	No	Insulation	PP
Acceleration	5 m/s ²	Bending radius, min., moving	7.5 x cable diameter
Bending radius, min., stationary	4 x cable diameter	Bending cycles	10 Mio
Speed	5 m/s	Sheath material	PUR
Configurable cable length	No	Outer cladding in accordance with UL AWM style	20939 (80 °C / 600 V)
Irradiation crosslinked	No	Welding spark resistance	No
Colour coding	Green/yellow, black (1), black (2), black (3), black (4)	Temperature range, stationary	-40...80 °C
Resistant to welding beads	No	Temperature range, moving	-30...80 °C
Number of poles	5 (4 + PE)	Outside diameter	8 mm ± 0.2 mm

General technical data

Coding	K-coded	Connection thread	M12 / M12
Contact surface	Gold-plated	LED	No
Version	pin, 90° - socket 90°	Housing main material	PUR
Insulation resistance	108 Ω	Nominal voltage	600 V
Nominal current	12 A	Protection degree	IP65, IP67, when screwed in
Plugging cycles jumpered	≤ 100	Pollution severity	3
Tightening torque	M12: 0.8 - 1.2 Nm	Temperature range of housing	-40 ... +85 °C

Electrical properties

Insulation resistance 108 Ω Nominal voltage 600 V

General standards

Connector standard IEC 61076-2-111 Certificate no. (cULus) E257571

SAIL-M12WM12W-K-10P

Weidmüller Interface GmbH & Co. KG
 Klingenbergstraße 26
 D-32758 Detmold
 Germany

www.weidmueller.com

Technical data

Standards

Connector standard IEC 61076-2-111

Plug, left

Plug left M12, K-coded, IP67,
 male contact, angled 90°,
 Plastic, unshielded

Plug, right

Plug right M12, K-coded, IP67,
 female contact, angled
 90°, Plastic, unshielded

Classifications

ETIM 8.0	EC001855	ETIM 9.0	EC001855
ETIM 10.0	EC001855	ECLASS 14.0	27-06-03-11
ECLASS 15.0	27-06-03-11		

SAIL-M12WM12W-K-10P

Weidmüller Interface GmbH & Co. KG
 Klingenbergstraße 26
 D-32758 Detmold
 Germany

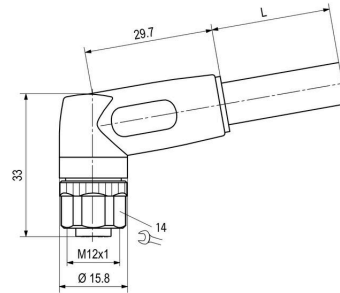
www.weidmueller.com

Drawings

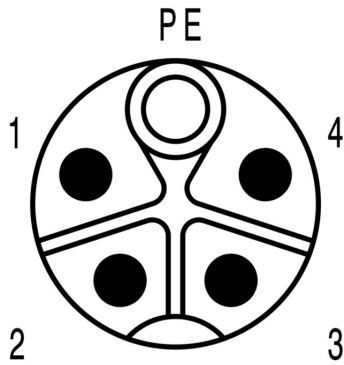
Dimensioned drawing



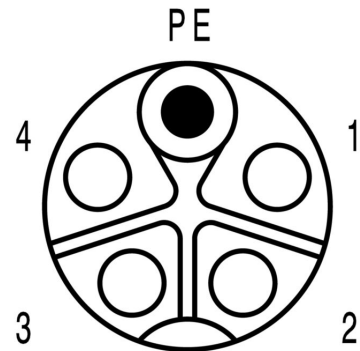
Dimensioned drawing



Pole scheme



Pole scheme



Wiring diagram



The ideal tool: Screwty® with torque function

