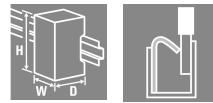


ACT20P-PRO-FI-AO-DO-P

Weidmüller Interface GmbH & Co. KG
 Klingenbergstraße 26
 D-32758 Detmold
 Germany

www.weidmueller.com

Product image, Similar to illustration



Universal, electrically-isolated signal converters for measuring frequencies with auxiliary power supply and optional limit-value monitoring.

Similar frequency signals from 2-/3-wire PNP/NPN- or Namur initiators can be processed on the input side.

Frequency converters can be used to measure speeds for drives and motors. They can also be used for counting and checking the flow of incoming goods in industrial shipping and handling applications.

General ordering data

Version	Frequency signal converter, Limit value monitoring, Frequency, PWM, analogue V / mA, Transistor (Alarm)
Order No.	2447950000
Type	ACT20P-PRO-FI-AO-DO-P
GTIN (EAN)	4050118462128
Qty.	1 items

ACT20P-PRO-FI-AO-DO-P

Weidmüller Interface GmbH & Co. KG
 Klingenbergstraße 26
 D-32758 Detmold
 Germany

www.weidmueller.com

Technical data

Approvals

Approvals



ROHS Conform

UL File Number Search [UL Website](#)

Certificate no. (cULus) E337701

Dimensions and weights

Depth	113.7 mm	Depth (inches)	4.4764 inch
Height	117.2 mm	Height (inches)	4.6142 inch
Width	12.5 mm	Width (inches)	0.4921 inch
Net weight	170.72 g		

Temperatures

Storage temperature	-40 °C...85 °C	Operating temperature	-25 °C...60 °C
Humidity	0...95 % (no condensation)		

Probability of failure

SIL in compliance with IEC 61508 None

Environmental Product Compliance

RoHS Compliance Status	Compliant with exemption
RoHS Exemption (if applicable/known)	7a, 7cl
REACH SVHC	Lead 7439-92-1
SCIP	2f6dd957-421a-46db-a0c2-cf1609156924

Input Frequency measurement

Sensor	NPN/PNP sensor, NAMUR sensor, according to EN60947-5-6, switch with or without RS, RP, 2-wire transmitter (without own power supply), 3 wire NPN/PNP-transistor, frequency generator, PDM	Number inputs	1
Input frequency	0,01 Hz...200 kHz	Frequency range, max.	200000 Hz
Frequency range, min.	0 Hz	Sensor supply	18 V ± 15 %, 8.2 V ± 15% (@ NAMUR sensor)
Input voltage	Threshold voltage (NPN / PNP Sensor): 3 V...43.5 V (configurable), Hysteresis level: ≥ 0.5 V		

Input PWM signal measurement

PWM measurement, gate time	20 ms ... 20 s	Pulse duty factor	0--100% push/pull or push, parameterisable
PWM measurement, step response time	20 ms ... 20 s + 20 ms		

ACT20P-PRO-FI-AO-DO-P

Weidmüller Interface GmbH & Co. KG

Klingenbergstraße 26

D-32758 Detmold

Germany

www.weidmueller.com

Technical data

Output (digital)

Rated switching voltage	24 VDC \pm 30%	Rated switching current	100 mA
Number of digital outputs	1	Hysteresis	1...20 %
Type	NPN-Transistor, Switching frequency 5 kHz	Switch-on delay	0...180 s
Alarm function	configurable, Top and bottom limit values, window range, Short circuit at input, Alarm delay: 0...10 s, Hysteresis: 10 V	Switching frequency, resistive load	5 kHz

Output (analogue)

Signal output	direct or inverted	Type (analogue output)	Voltage and current output (configurable)
Output voltage	0...5 V, 0(1)...5 V, 0(2)...10 V, -5...+5 V, -10...+10 V	Output behaviour on failure downscale	3.5 mA
TRIM function (similar to zero / span), max.	+5%	TRIM function (similar to zero / span), min.	-5%
Output behaviour on failure upscale	23 mA	Load resistance voltage	\geq 1 k Ω
Number analogue outputs	1	Load resistance current	\leq 600 Ω
Output current	0(4)...20 mA, \pm 10mA, -20...+20 mA		

Display

Display range	-999...999, Depends on selected input type	Display value	current measured value, Configuration data
Resolution (display)	1 μ A/ mV per bit for small ranges	Type	Dot-matrix display with ticker text, green

General data

Accuracy	\leq 0.05 % of span	Protection degree	IP20
Supply voltage	24...230 V DC \pm 15%, 24...230 V AC \pm 15% @48...62 Hz	Long-term drift	\leq \pm 0.05% of the measurement range / year
Step response time	40 ms + period	Mounting rail	TS 35
Power consumption	\leq 2.6 W	Temperature coefficient	\leq 100 ppm/K of final value, \leq 0.01 % / $^{\circ}$ C
Nominal power consumption	1 VA	Configuration	with push-buttons and display
Operating altitude	\leq 2000 m		

Insulation coordination

Impulse withstand voltage	5 kV (1.2/50 μ s)	EMC standards	EN 61326-1
Surge voltage category	II	Pollution severity	2
Galvanic isolation	4-way isolator;	Insulation voltage	4 kVeff / 1 min.
Rated voltage	600 V		

Safety-related basic specifications

Safety category	No
-----------------	----

ACT20P-PRO-FI-AO-DO-P

Weidmüller Interface GmbH & Co. KG

Klingenbergstraße 26
D-32758 Detmold
Germany

www.weidmueller.com

Technical data

Connection data

Type of connection	PUSH IN	Stripping length, rated connection	10 mm
Wire connection cross section, finely stranded, min.	0.5 mm ²	Wire connection cross section, finely stranded, max.	2.5 mm ²
Wire cross-section, finely stranded, min. (AWG)	AWG 24	Wire cross-section, finely stranded, max. (AWG)	AWG 14

Part description

Product description

The ACT20P-PRO-FI-AO-DO-x universal frequency signal converter separates, converts and monitors frequency signals and the duty cycle of pulse width modulated signals (PWM signals). The device converts the signals from sensors, mechanical switches and encoders into electrically isolated analogue output signals (current or voltage). A NPN transistor output can be used for limit value detection. The device is intended for use in the industrial environment. The specifications described must be observed (see Technical specifications).

Classifications

ETIM 8.0	EC002918	ETIM 9.0	EC002918
ETIM 10.0	EC002918	ECLASS 14.0	27-21-01-28
ECLASS 15.0	27-21-01-28		

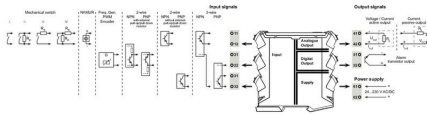
ACT20P-PRO-FI-AO-DO-P

Weidmüller Interface GmbH & Co. KG
 Klingenbergstraße 26
 D-32758 Detmold
 Germany

www.weidmueller.com

Drawings

Connection diagram

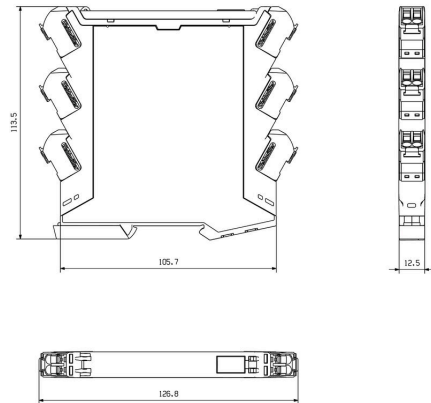


setting via display and push-buttons

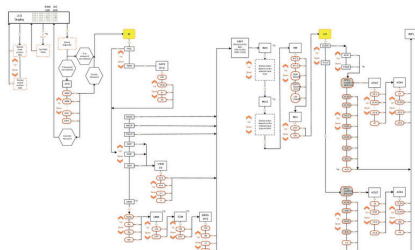
Dimensioned drawing



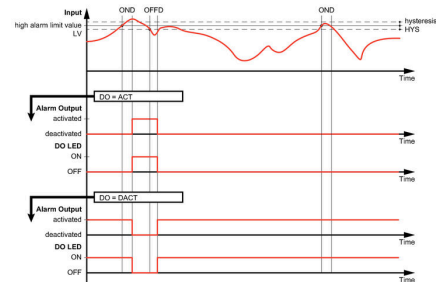
coding of terminal block

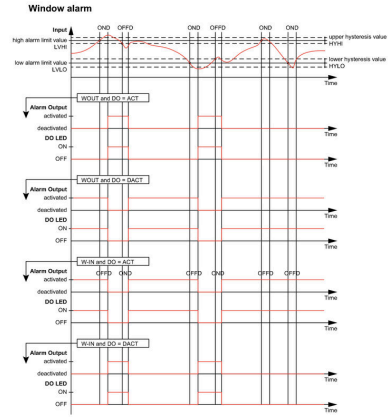
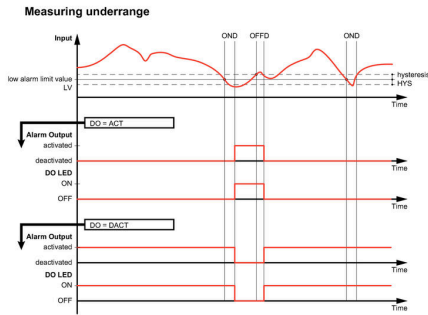


Flow diagram part

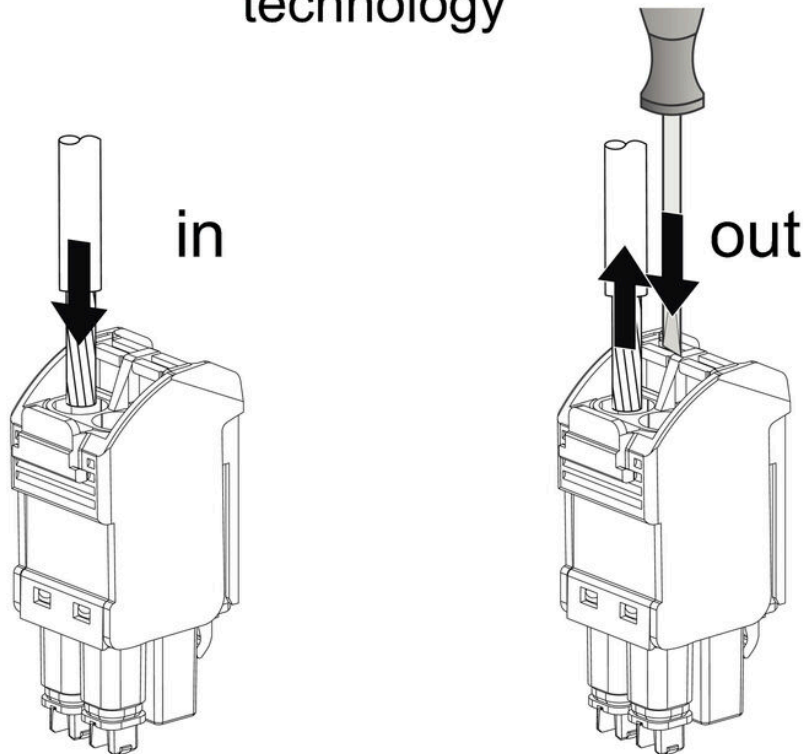


Measuring overrange





PUSH IN technology



ACT20P-PRO-FI-AO-DO-P

Weidmüller Interface GmbH & Co. KG
 Klingenbergstraße 26
 D-32758 Detmold
 Germany

www.weidmueller.com

Accessories

Blank



ESG is the tried-and-tested marker in MultiCard format for use on many well-known electrical devices. The result is high-quality device marking with a high-contrast appearance.

Various types are available for devices from manufacturers like Siemens, ABB, Beckhoff etc.

Advantages at a glance:

- Tags for universal usage, self-adhesive or clip-on tags, depending on type
- For aligned equipment, e.g. circuit breakers, we supply ESG markers for clipping onto tag rails
- Individual laser-quality printing according to specifications

For custom printing: Please send us a file of our labeling software M-Print PRO or M-Print PRO Online (without installation) for your labeling specifications.

General ordering data

Type	ESG 8/13.5/43.3 SAI AU	Version	
Order No.	1912130000	ESG, Device markers x 13.5 mm, PA 66, Colour: Transparent, pluggable	
GTIN (EAN)	4032248541164		
Qty.	5 ST		
Type	ESG 6.6/11 BHZ 5.00/02	Version	
Order No.	1082490000	ESG, Device markers x 11 mm, PA 66, Colour: white, pluggable	
GTIN (EAN)	4032248845330		
Qty.	200 ST		