

**SAIV-M12GM12G-4-0.3U****Weidmüller Interface GmbH & Co. KG**

Klingenbergstraße 26

D-32758 Detmold

Germany

[www.weidmueller.com](http://www.weidmueller.com)

Sensor/actuator cables are used for wiring sensors and actuators and for transmitting data or power in various applications. The moulded cable offers connected and tested connection of the plug-in connector to the cable ex-works. The cables may be exposed to a wide range of conditions, such as humidity, dust, heat, cold, shock or vibration.

Our developers have focused specifically on this issue and designed a host of different M8 and M12 sensor-actuator cables so you are bound to find the solution you need for your application.

The M12 sensor-actuator cables are supplied as standard with brass nickel-plated nuts. However if you are looking to use our products in an extremely harsh environment, we can also supply a variant with a stainless-steel nut. This enables use in environments where cables with nickel-plated M12 nuts would rust and cables with a plastic nut are unsuitable for mechanical reasons.

Is there something you have not managed to find or you feel needs explanation? Talk to us!

**General ordering data**

Version	Sensor/actuator line, Connecting line, M12 / M12, Number of poles : 4, 0.3 m, pin, straight - socket, straight, Shielded: No, LED: No, Sheath material: PUR, Halogen: No
Order No.	<a href="#">2446250030</a>
Type	SAIV-M12GM12G-4-0.3U
GTIN (EAN)	4050118461633
Qty.	1 items

## SAIV-M12GM12G-4-0.3U

Weidmüller Interface GmbH & Co. KG  
Klingenbergstraße 26  
D-32758 Detmold  
Germany

www.weidmueller.com

## Technical data

## Approvals

Approvals	CE; CULUS; UKCA
ROHS	Conform
UL File Number Search	<a href="#">UL Website</a>
Certificate no. (cULus)	E307231

## Dimensions and weights

Net weight	27.28 g
------------	---------

## Technical specifications for cable

Cable length	0.3 m	Sheathing colour	black (similar to RAL 9005)
Resistance to oils	Yes	Suitable for cable carriers	Yes
Core cross-section	0.34 mm <sup>2</sup>	Number of wires	4
Shielded	No	Halogen	No
Insulation	PP	Acceleration	5 m/s <sup>2</sup>
Bending radius, min., moving	10 x cable diameter	Bending radius, min., stationary	5 x cable diameter
Bending cycles	12 Mio	Resistance to spread of flame	In accordance with UL1581 UL / CUL FT2, in accordance with IEC 60332-2-2
Speed	3.33 m/s	Sheath material	PUR
Configurable cable length	No	LABS-free	Yes
Hydrolysis and microbe resistant	Yes	Outer cladding in accordance with UL AWM style	20549 (80 °C / 300 V)
Core in accordance with UL AWM style	10493 (80 °C / 300 V)	Irradiation crosslinked	No
Welding spark resistance	No	Colour coding	brown, white, blue, black
Torsion resistance	180 °/m	Temperature range, stationary	-50...80 °C
Resistant to welding beads	No	Bending cycles at torsion	> 5 Mio.
Temperature range, moving	-25...60 °C	Length of torsion	1 m
Number of poles	4	Outside diameter	4.1 mm + 0.15 mm

## General technical data

Connection thread	M12 / M12	Contact surface	Gold-plated
LED	No	Version	pin, straight - socket, straight
Housing main material	PUR	Insulation resistance	108 Ω
Nominal voltage	250 V	Nominal current	4 A
Protection degree	IP65, IP66, IP67, IP68, when screwed in	Plugging cycles	≥ 100
Pollution severity	3	jumpered	No
Threaded ring material	Stainless steel 1.4404 (316L)	Temperature range of housing	-25...+85 °C

## Electrical properties

Insulation resistance	108 Ω	Nominal voltage	250 V
-----------------------	-------	-----------------	-------

## General standards

Certificate no. (cULus)	E307231
-------------------------	---------

**SAIV-M12GM12G-4-0.3U**

**Weidmüller Interface GmbH & Co. KG**  
Klingenbergstraße 26  
D-32758 Detmold  
Germany

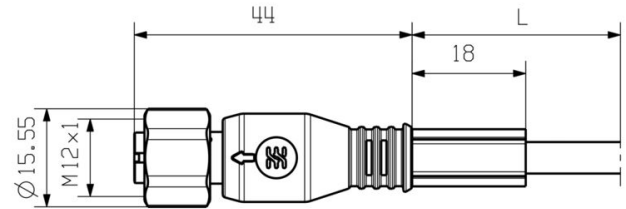
[www.weidmueller.com](http://www.weidmueller.com)

**Technical data**

**Classifications**

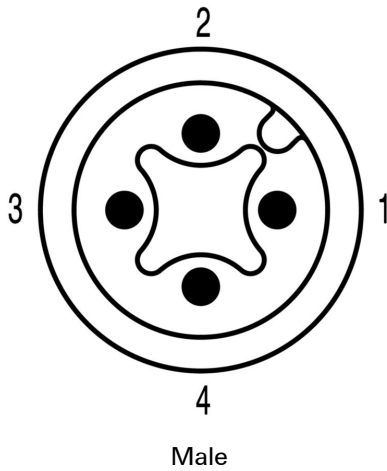
ETIM 8.0	EC001855	ETIM 9.0	EC001855
ETIM 10.0	EC001855	ECLASS 14.0	27-06-03-11
ECLASS 15.0	27-06-03-11		

**Dimensioned drawing**

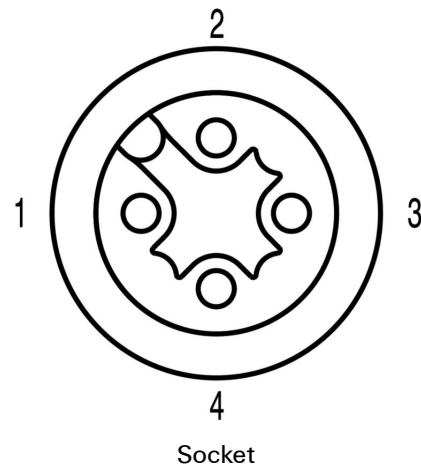


Straight socket

**Pole scheme**



**Pole scheme**



**Wiring diagram**

