Data sheet

SAIL-M8WM8W-4S5.5U

Weidmüller Interface GmbH & Co. KG
Klingenbergstraße 26
D-32758 Detmold
Germany

www.weidmueller.com

Sensor/actuator cables are used for wiring sensors and actuators and for transmitting data or power in various applications. The moulded cable offers connected and tested connection of the plug-in connector to the cable ex-works. The cables may be exposed to a wide range of conditions, such as humidity, dust, heat, cold, shock or vibration.
Our developers have focused specifically on this issue and designed a host of different M8 and M12 sensor-actuator cables so you are bound to find the solution you need for your application.
Is there something you have not managed to find or you feel needs explanation? Talk to us!

General ordering data

Version	Sensor/actuator line, M8, Number of poles : 4, 5.5 m, pin, 90° - socket 90°, Shielded: Yes, LED: No, Sheath material: PUR, Halogen: No
Order No.	2443150550
Type	SAIL-M8WM8W-4S5.5U
GTIN (EAN)	4050118457056
Qty.	1 items

SAIL-M8WM8W-4S5.5U

Weidmüller Interface GmbH & Co. KG
Klingenbergstraße 26
D-32758 Detmold
Germany

www.weidmueller.com

Technical data

Approvals

Approvals	
ROHS	Conform
UL File Number Search	UL Website
Certificate no. (cULus)	E307231

Dimensions and weights

Net weight	237 g

Environmental Product Compliance

RoHS Compliance Status	Compliant with exemption
RoHS Exemption (if applicable/known)	6c
REACH SVHC	Lead 7439-92-1
SCIP	e8d8af70-4c85-4483-bc8c-9bc5b598e2a9

Technical specifications for cable

Cable length	5.5 m	Sheathing colour	black
Suitable for cable carriers	Yes	Core cross-section	0.34 mm²
Shielded	Yes	Halogen	No
Insulation	PP	Acceleration	5 m/s²
Bending radius, min., moving	12 x conductor cross-section	Bending radius, min., stationary	5 x cable diameter
Bending cycles	2 Mio	Resistance to spread of flame	in accordance with IEC 60332-2
Speed	100 m/s	Sheath material	PUR
Configurable cable length	No	Outer cladding in accordance with UL AWM style	20549 (80 °C / 300 V)
Irradiation crosslinked	No	Welding spark resistance	No
Colour coding	brown, black, blue, white	Torsion resistance	0 °/m
Temperature range, stationary	-40...80 °C	Resistant to welding beads	No
Temperature range, moving	-25...80 °C	Number of poles	4
Outside diameter	5.1 mm ± 0.2 mm		

General technical data

Coding	A-coded	Connection thread	M8
Contact surface	Gold-plated	LED	No
Version	pin, 90° - socket 90°	Housing main material	PUR
Insulation resistance	108 Ω	Nominal voltage	30 V
Nominal current	4 A	Protection degree	IP65, IP66, IP67, IP68, when screwed in
Plugging cycles	≥ 100	Pollution severity	3
jumpered	No	Threaded ring material	Diecast zinc
Temperature range of housing	-25...+85 °C	Tightening torque	M8: 0.6 Nm

Electrical properties

Insulation resistance	108 Ω	Nominal voltage	30 V

SAIL-M8WM8W-4S5.5U

Weidmüller Interface GmbH & Co. KG
Klingenbergstraße 26
D-32758 Detmold
Germany

www.weidmueller.com

Technical data

General standards

Certificate no. (cULus)	E307231

Plug, left

Plug left	M8, IP69, male contact, angled 90°, Plastic, shielded

Plug, right

Plug right	M8, IP69, female contact, angled 90°, Plastic, shielded

Classifications

ETIM 8.0	EC001855	ETIM 9.0	EC001855
ETIM 10.0	EC001855	ECLASS 14.0	27-06-03-11
ECLASS 15.0	27-06-03-11		

SAIL-M8WM8W-4S5.5U

Weidmüller Interface GmbH & Co. KG
Klingenbergstraße 26
D-32758 Detmold
Germany

www.weidmueller.com

Drawings

Dimensioned drawing

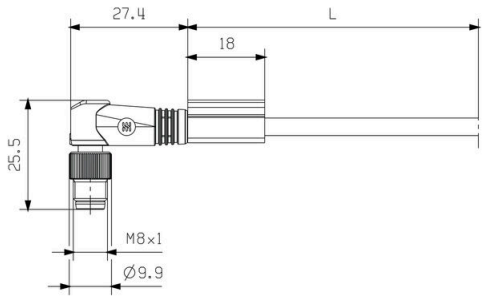

Dimensioned drawing

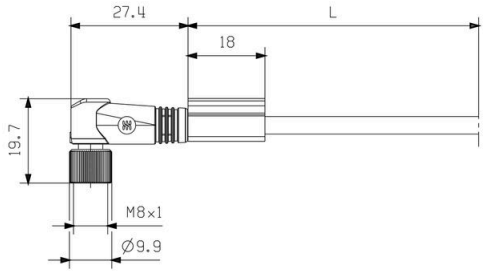

Pole scheme

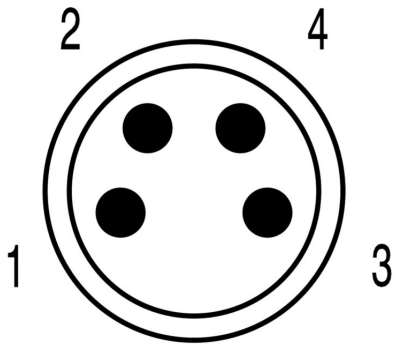

Pole scheme

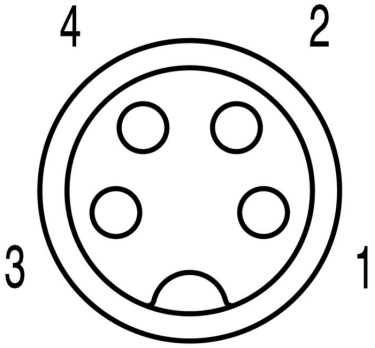

SAIL-M8WM8W-4S5.5U

Weidmüller Interface GmbH & Co. KG
Klingenbergstraße 26
D-32758 Detmold
Germany

www.weidmueller.com

Drawings

Wiring diagram

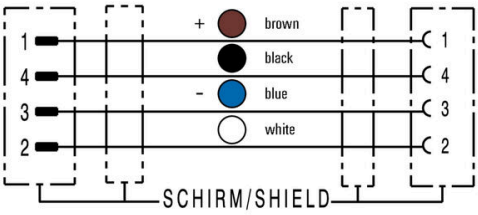

The ideal tool: Screwty ® with torque function

Light, securely screwed-in round plug-in connectors. Screwty set DM / VPE: 1 / Order No.: 1920000000 Adapters: M12, M12 F, M8, M8 F