

## BCZ 3.81/08/180LRZE SN OR BX

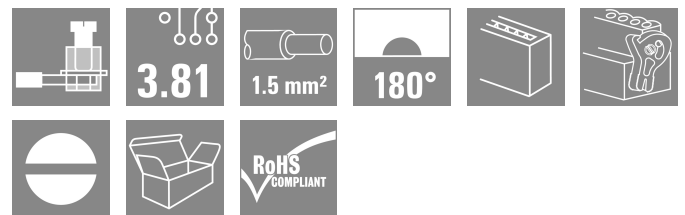

Weidmüller Interface GmbH & Co. KG

Klingenbergstraße 26

D-32758 Detmold

Germany

www.weidmueller.com



Female socket connectors with clamping-yoke screw system for connecting wires.

Three wire-outlet directions are available and provide flexible connection-level design options:

- 180° wire parallel to plugging direction
- 90° wire perpendicular and above plugging direction
- 270° wire perpendicular and below plugging direction

There are three housing shapes, covering many different requirements, to choose from:

- Standard housing without flange
- Flange with screw (F)
- Flange featuring Weidmüller's patented release latch (LR) for lock-and-release latching with no strain and no tools needed.

Weidmüller's 3.81-mm-pitch (0.15 inch) plug-in connectors are compatible with the layouts of customary connectors and offer space for labelling and coding.

### General ordering data

Version	PCB plug-in connector, female plug, 3.81 mm, Number of poles: 8, 180°, Clamping yoke connection, Clamping range, max. : 1.5 mm², Box
Order No.	<a href="#">2442290000</a>
Type	BCZ 3.81/08/180LRZE SN OR BX
GTIN (EAN)	4050118543605
Qty.	50 items
Product data	IEC: 320 V / 17.5 A / 0.2 - 1.5 mm² UL: 300 V / 10 A / AWG 28 - AWG 16
Packaging	Box

## BCZ 3.81/08/180LRZE SN OR BX

**Weidmüller Interface GmbH & Co. KG**  
 Klingenbergstraße 26  
 D-32758 Detmold  
 Germany

www.weidmueller.com

## Technical data

## Approvals

Approvals



ROHS Conform  
 UL File Number Search [UL Website](#)  
 Certificate No. (cURus) E60693

## Dimensions and weights

Depth	39.75 mm	Depth (inches)	1.565 inch
Height	17.88 mm	Height (inches)	0.7039 inch
Width	41.07 mm	Width (inches)	1.6169 inch
Net weight	8.38 g		

## Environmental Product Compliance

RoHS Compliance Status Compliant with exemption  
 RoHS Exemption (if applicable/known) 6c  
 REACH SVHC Lead 7439-92-1  
 SCIP ea9dd4b8-c51f-409c-885a-41700372be61

## System Parameters

Product family	OMNIMATE Signal - series BC/SC 3.81		
Type of connection	Field connection		
Wire connection method	Clamping yoke connection		
Pitch in mm (P)	3.81 mm		
Pitch in inches (P)	0.150 "		
Conductor outlet direction	180°		
Number of poles	8		
L1 in mm	26.67 mm		
L1 in inches	1.050 "		
Number of rows	1		
Pin series quantity	1		
Rated cross-section	1 mm <sup>2</sup>		
Touch-safe protection acc. to DIN VDE 57 106	Safe from finger touch		
Touch-safe protection acc. to DIN VDE 0470	IP20 plugged/ IP10 unplugged		
Protection degree	IP20		
Volume resistance	≤5 mΩ		
Can be coded	Yes		
Stripping length	7 mm		
Clamping screw	M 2		
Screwdriver blade	0.4 x 2.5		
Screwdriver blade standard	DIN 5264		
Plugging cycles	25		
Plugging force/pole, max.	7 N		
Pulling force/pole, max.	5 N		
Tightening torque	Torque type	Wire connection	
	Usage information	Tightening torque	min. 0.2 Nm max. 0.25 Nm

## BCZ 3.81/08/180LRZE SN OR BX

**Weidmüller Interface GmbH & Co. KG**  
 Klingenbergstraße 26  
 D-32758 Detmold  
 Germany

www.weidmueller.com

## Technical data

### Material data

Insulating material	PA 66 GF 30	Colour	orange
Colour chart (similar)	RAL 2000	Insulating material group	II
Comparative Tracking Index (CTI)	≥ 550	Moisture Level (MSL)	
UL 94 flammability rating	V-0	Contact material	Cu-alloy
Contact surface	tinned	Layer structure of plug contact	0.5...1.5 µm Cu / 2...5 µm Sn
Storage temperature, min.	-40 °C	Storage temperature, max.	70 °C
Operating temperature, min.	-50 °C	Operating temperature, max.	120 °C
Temperature range, installation, min.	-25 °C	Temperature range, installation, max.	120 °C

### Conductors suitable for connection

Clamping range, min.	0.08 mm <sup>2</sup>		
Clamping range, max.	1.5 mm <sup>2</sup>		
Wire connection cross section AWG, min.	AWG 28		
Wire connection cross section AWG, max.	AWG 16		
Solid, min. H05(07) V-U	0.2 mm <sup>2</sup>		
Solid, max. H05(07) V-U	1.5 mm <sup>2</sup>		
Flexible, min. H05(07) V-K	0.2 mm <sup>2</sup>		
Flexible, max. H05(07) V-K	1.5 mm <sup>2</sup>		
w. plastic collar ferrule, DIN 46228 pt 4, min.	0.2 mm <sup>2</sup>		
w. plastic collar ferrule, DIN 46228 pt 4, max.	1.5 mm <sup>2</sup>		
w. wire end ferrule, DIN 46228 pt 1, min.	0.2 mm <sup>2</sup>		
w. wire end ferrule, DIN 46228 pt 1, max.	1.5 mm <sup>2</sup>		
Plug gauge in accordance with EN 60999 a x b; ø	2.4 mm x 1.5 mm		
Clampable conductor	Cross-section for conductor connection	Type	fine-wired
		nominal	0.5 mm <sup>2</sup>
		wire end ferrule	Stripping length
	Recommended wire-end ferrule		<a href="#">H0,5/6</a>
	Cross-section for conductor connection		Type
		nominal	0.75 mm <sup>2</sup>
		wire end ferrule	Stripping length
	Recommended wire-end ferrule		<a href="#">H0,75/6</a>
	Cross-section for conductor connection		Type
		nominal	1 mm <sup>2</sup>
		wire end ferrule	Stripping length
	Recommended wire-end ferrule		<a href="#">H1,0/6</a>
	Cross-section for conductor connection		Type
		nominal	1.5 mm <sup>2</sup>
		wire end ferrule	Stripping length
	Recommended wire-end ferrule		<a href="#">H1,5/7</a>

**Reference text** The outside diameter of the plastic collar should not be larger than the pitch (P). Length of ferrules is to be chosen depending on the product and the rated voltage.

## BCZ 3.81/08/180LRZE SN OR BX

**Weidmüller Interface GmbH & Co. KG**  
 Klingenbergstraße 26  
 D-32758 Detmold  
 Germany

www.weidmueller.com

### Technical data

#### Rated data acc. to IEC

tested acc. to standard	IEC 60664-1, IEC 61984	Rated current, min. number of poles (Tu=20°C)	17.5 A
Rated current, max. number of poles (Tu=20°C)	17.5 A	Rated current, min. number of poles (Tu=40°C)	17 A
Rated current, max. number of poles (Tu=40°C)	15.2 A	Rated voltage for surge voltage class / pollution degree II/2	320 V
Rated voltage for surge voltage class / pollution degree III/2	160 V	Rated voltage for surge voltage class / pollution degree III/3	160 V
Rated impulse voltage for surge voltage class/ pollution degree II/2	2.5 kV	Rated impulse voltage for surge voltage class/ pollution degree III/2	2.5 kV
Rated impulse voltage for surge voltage class/ contamination degree III/3	2.5 kV	Short-time withstand current resistance	3 x 1s with 76 A

#### Rated data acc. to CSA

Rated voltage (Use group B / CSA)	300 V	Rated voltage (Use group C / CSA)	50 V
Rated current (Use group B / CSA)	8 A	Rated current (Use group C / CSA)	8 A
Wire cross-section, AWG, min.	AWG 28	Wire cross-section, AWG, max.	AWG 16

#### Rated data acc. to UL 1059

Institute (cURus)	CURUS	Certificate No. (cURus)	E60693
Rated voltage (Use group B / UL 1059)	300 V	Rated voltage (Use group D / UL 1059)	300 V
Rated current (Use group B / UL 1059)	10 A	Rated current (Use group D / UL 1059)	10 A
Wire cross-section, AWG, min.	AWG 28	Wire cross-section, AWG, max.	AWG 16
Reference to approval values	Specifications are maximum values, details - see approval certificate.		

#### Packing

Packaging	Box	VPE length	233.00 mm
VPE width	134.00 mm	VPE height	47.00 mm

#### Type tests

Test: Durability of markings	Standard	DIN EN 61984 section 7.3.2 / 09.02 taking pattern from DIN EN 60068-2-70 / 07.96	
	Test	mark of origin, type identification, rated voltage, rated cross-section, pitch, type of material, approval marking UL, approval marking CSA	
	Evaluation	available	
	Test	durability	
Test: Misengagement (Non-interchangeability)	Standard	DIN EN 61984 section 6.3 and 6.9.1 / 09.02, DIN EN 60512-13-5 / 1.06	
	Test	180° turned without coding elements	
	Evaluation	passed	
	Test	visual examination	
Test: Clampable cross section	Standard	DIN EN 60999-1 section 7 and 9.1 / 12.00, DIN EN 60947-1 section 8.2.4.5.1 / 12.02	
	Conductor type	Type of conductor and conductor cross-section	solid 0.08 mm <sup>2</sup>
		Type of conductor and conductor cross-section	stranded 0.08 mm <sup>2</sup>

**BCZ 3.81/08/180LRZE SN OR BX**

**Weidmüller Interface GmbH & Co. KG**  
 Klingenbergstraße 26  
 D-32758 Detmold  
 Germany

www.weidmueller.com

**Technical data**

	Type of conductor and conductor cross-section	solid 1.5 mm <sup>2</sup>
	Type of conductor and conductor cross-section	stranded 1.5 mm <sup>2</sup>
	Type of conductor and conductor cross-section	AWG 28/1
	Type of conductor and conductor cross-section	AWG 28/19
	Type of conductor and conductor cross-section	AWG 16/1
	Type of conductor and conductor cross-section	AWG 16/19
	Evaluation	passed
Standard	DIN EN 60999-1 section 9.4 / 12.00	
Requirement	0.2 kg	
Conductor type	Type of conductor and conductor cross-section	stranded 0.25 mm <sup>2</sup>
	Type of conductor and conductor cross-section	AWG 28/1
	Type of conductor and conductor cross-section	AWG 28/19
Evaluation	passed	
Requirement	0.3 kg	
Conductor type	Type of conductor and conductor cross-section	solid 0.5 mm <sup>2</sup>
	Evaluation	passed
Requirement	0.4 kg	
Conductor type	Type of conductor and conductor cross-section	solid 1.5 mm <sup>2</sup>
	Type of conductor and conductor cross-section	stranded 1.5 mm <sup>2</sup>
	Type of conductor and conductor cross-section	AWG 16/1
	Type of conductor and conductor cross-section	AWG 16/19
Evaluation	passed	
Standard	DIN EN 60999-1 section 9.5 / 12.00	
Requirement	≥10 N	
Conductor type	Type of conductor and conductor cross-section	stranded 0.25 mm <sup>2</sup>
	Type of conductor and conductor cross-section	AWG 28/1
	Type of conductor and conductor cross-section	AWG 28/19
Evaluation	passed	
Requirement	≥20 N	

**BCZ 3.81/08/180LRZE SN OR BX**

**Weidmüller Interface GmbH & Co. KG**  
 Klingenbergstraße 26  
 D-32758 Detmold  
 Germany

www.weidmueller.com

**Technical data**

Conductor type	Type of conductor and conductor cross-section	H05V-U0.5
Evaluation	passed	
Requirement	≥40 N	
Conductor type	Type of conductor and conductor cross-section	H07V-U1.5
	Type of conductor and conductor cross-section	H07V-K1.5
	Type of conductor and conductor cross-section	AWG 16/1
	Type of conductor and conductor cross-section	AWG 16/19
Evaluation	passed	

**Important note**

**IPC conformity** Conformity: The products are developed, manufactured and delivered according international recognized standards and norms and comply with the assured properties in the data sheet resp. fulfill decorative properties in accordance with IPC-A-6 10 "Class 2". Further claims on the products can be evaluated on request.

- Notes**
- Additional variants on request
  - Rated current related to rated cross-section & min. No. of poles.
  - Wire end ferrule without plastic collar to DIN 46228/1
  - Wire end ferrule with plastic collar to DIN 46228/4
  - P on drawing = pitch
  - Rated data refer only to the component itself. Clearance and creepage distances to other components are to be designed in accordance with the relevant application standards.
  - In accordance with IEC 61984, OMNIMATE-connectors are connectors without breaking capacity (COC). During designated use, connectors are not allowed to be engaged or disengaged when live or under load
  - Long term storage of the product with average temperature of 50 °C and maximum humidity 70%, 36 months

**Classifications**

ETIM 8.0	EC002638	ETIM 9.0	EC002638
ETIM 10.0	EC002638	ECLASS 14.0	27-46-02-02
ECLASS 15.0	27-46-02-02		


BCZ 3.81/08/180LRZE SN OR BX

Weidmüller Interface GmbH & Co. KG  
 Klingenbergstraße 26  
 D-32758 Detmold  
 Germany

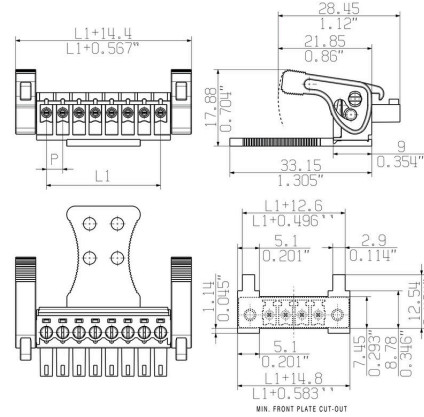
www.weidmueller.com

Drawings

Product image



Dimensional drawing



Graph

BCZ 3.81/./180 - SCZ 3.81/./180



Graph

BCZ 3.81/./180 - SC-SMT 3.81/./135



Graph

BCZ 3.81/./180 - SCDV 3.81/./90



Product benefits

Product benefits