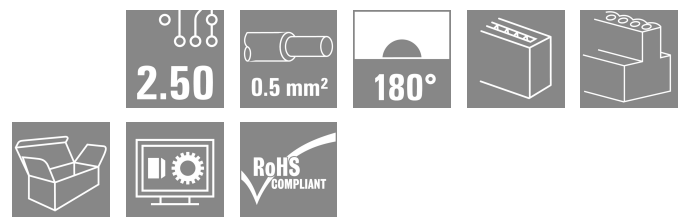


**BLF 2.50/08/180 SN BK BX**
**Weidmüller Interface GmbH & Co. KG**

Klingenbergstraße 26

D-32758 Detmold

Germany

[www.weidmueller.com](http://www.weidmueller.com)


PUSH IN - Weidmüller's innovative connection system simplifies the wire connection process.

The benefits for users and applications:

- High component density because of small pitch. Simply insert the prepared wire - and you're done
- Simplified processing, thanks to integrated push buttons for opening the terminal point
- Intuitive handling – since the conductor entry and handling areas are clearly separated

**General ordering data**

Version	PCB plug-in connector, female plug, Pitch in mm (P): 2.50 mm, Number of poles: 8, Box
Order No.	<a href="#">2439710000</a>
Type	BLF 2.50/08/180 SN BK BX
GTIN (EAN)	4050118454789
Qty.	125 items
Product data	IEC: 320 V / 6 A / 0.08 - 0.5 mm <sup>2</sup> UL: 150 V / 5 A / AWG 28 - AWG 20
Packaging	Box

## BLF 2.50/08/180 SN BK BX

Weidmüller Interface GmbH & Co. KG  
Klingenbergstraße 26  
D-32758 Detmold  
Germany

www.weidmueller.com

## Technical data

## Approvals

Approvals



ROHS Conform  
UL File Number Search [UL Website](#)  
Certificate No. (cURus) E60693

## Dimensions and weights

Depth	19.2 mm	Depth (inches)	0.7559 inch
Height	11.75 mm	Height (inches)	0.4626 inch
Width	20.6 mm	Width (inches)	0.811 inch
Net weight	5.01 g		

## Environmental Product Compliance

RoHS Compliance Status Compliant without exemption  
REACH SVHC No SVHC above 0.1 wt%

## System Parameters

Product family	OMNIMATE Signal - series BL/SL 2.50	Type of connection	Field connection
Wire connection method	PUSH IN with actuator	Pitch in mm (P)	2.50 mm
Pitch in inches (P)	0.098 "	Conductor outlet direction	180°
Number of poles	8	L1 in mm	17.50 mm
L1 in inches	6.888 "	Number of rows	1
Pin series quantity	1	Touch-safe protection acc. to DIN VDE 57 106	Safe from finger touch
Touch-safe protection acc. to DIN VDE 0470	IP 20	Protection degree	IP20
Volume resistance	<10 mΩ	Stripping length	8 mm
Screwdriver blade standard	DIN 5264	Plugging cycles	25

## Material data

Insulating material	PA	Colour	black
Colour of operational elements	orange	Colour chart (similar)	RAL 9011
Comparative Tracking Index (CTI)	≥ 600	Moisture Level (MSL)	
UL 94 flammability rating	V-0	Contact material	Cu-alloy
Contact surface	tinned	Storage temperature, min.	-40 °C
Storage temperature, max.	70 °C	Operating temperature, min.	-40 °C
Operating temperature, max.	105 °C	Temperature range, installation, min.	-25 °C
Temperature range, installation, max.	105 °C		

## Conductors suitable for connection

Clamping range, min.	0.08 mm <sup>2</sup>	Clamping range, max.	0.5 mm <sup>2</sup>
Wire connection cross section AWG, min.	AWG 28	Wire connection cross section AWG, max.	AWG 20
Solid, min. H05(07) V-U	0.08 mm <sup>2</sup>	Solid, max. H05(07) V-U	0.5 mm <sup>2</sup>
Stranded, min. H07V-R	0.08 mm <sup>2</sup>	Stranded, max. H07V-R	0.5 mm <sup>2</sup>
Flexible, min. H05(07) V-K	0.08 mm <sup>2</sup>	Flexible, max. H05(07) V-K	0.5 mm <sup>2</sup>
w. wire end ferrule, DIN 46228 pt 1, min.	0.25 mm <sup>2</sup>	w. wire end ferrule, DIN 46228 pt 1, max.	0.34 mm <sup>2</sup>

## BLF 2.50/08/180 SN BK BX

**Weidmüller Interface GmbH & Co. KG**  
 Klingenbergstraße 26  
 D-32758 Detmold  
 Germany

www.weidmueller.com

## Technical data

**Reference text**

The outside diameter of the plastic collar should not be larger than the pitch (P). Length of ferrules is to be chosen depending on the product and the rated voltage.

### Rated data acc. to IEC

tested acc. to standard	IEC 61984	Rated current, min. number of poles (Tu=20°C)	6 A
Rated current, max. number of poles (Tu=20°C)	6 A	Rated current, min. number of poles (Tu=40°C)	6 A
Rated current, max. number of poles (Tu=40°C)	6 A	Rated voltage for surge voltage class / pollution degree II/2	320 V
Rated voltage for surge voltage class / pollution degree III/2	320 V	Rated voltage for surge voltage class / pollution degree III/3	80 V
Rated impulse voltage for surge voltage class/ pollution degree II/2	2.5 kV	Rated impulse voltage for surge voltage class/ pollution degree III/2	2.5 kV
Rated impulse voltage for surge voltage class/ contamination degree III/3	2.5 kV		

### Rated data acc. to CSA

Rated voltage (Use group B / CSA)	150 V	Rated current (Use group B / CSA)	5 A
Wire cross-section, AWG, min.	AWG 28	Wire cross-section, AWG, max.	AWG 20

### Rated data acc. to UL 1059

Institute (cURus)	CURUS	Certificate No. (cURus)	E60693
Rated voltage (Use group B / UL 1059)	150 V	Rated current (Use group B / UL 1059)	5 A
Wire cross-section, AWG, min.	AWG 28	Wire cross-section, AWG, max.	AWG 20
Reference to approval values	Specifications are maximum values, details - see approval certificate.		

### Packing

Packaging	Box	VPE length	180.00 mm
VPE width	141.00 mm	VPE height	54.00 mm

### Important note

**IPC conformity**

Conformity: The products are developed, manufactured and delivered according international recognized standards and norms and comply with the assured properties in the data sheet resp. fulfill decorative properties in accordance with IPC-A-610 "Class 2". Further claims on the products can be evaluated on request.

**Notes**

- Rated current related to rated cross-section & min. No. of poles.
- P on drawing = pitch
- Crimp shape A for wire-end ferrules with crimping tools PZ 1,5 (order no. 9005990000) or PZ 6/5 (order no. 9011460000) for larger wire cross-sections recommended.
- Rated data refer only to the component itself. Clearance and creepage distances to other components are to be designed in accordance with the relevant application standards.
- In accordance with IEC 61984, OMNIMATE-connectors are connectors without breaking capacity (COC). During designated use, connectors are not allowed to be engaged or disengaged when live or under load
- Long term storage of the product with average temperature of 50 °C and maximum humidity 70%, 36 months

**BLF 2.50/08/180 SN BK BX**

**Weidmüller Interface GmbH & Co. KG**  
Klingenbergstraße 26  
D-32758 Detmold  
Germany

## Technical data

[www.weidmueller.com](http://www.weidmueller.com)

### Classifications

ETIM 8.0	EC002638	ETIM 9.0	EC002638
ETIM 10.0	EC002638	ECLASS 14.0	27-46-02-02
ECLASS 15.0	27-46-02-02		

**BLF 2.50/08/180 SN BK BX**

**Weidmüller Interface GmbH & Co. KG**  
 Klingenbergstraße 26  
 D-32758 Detmold  
 Germany

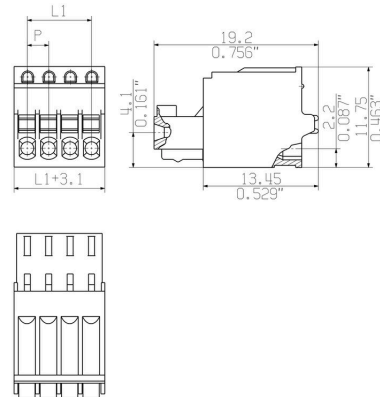
www.weidmueller.com

Drawings

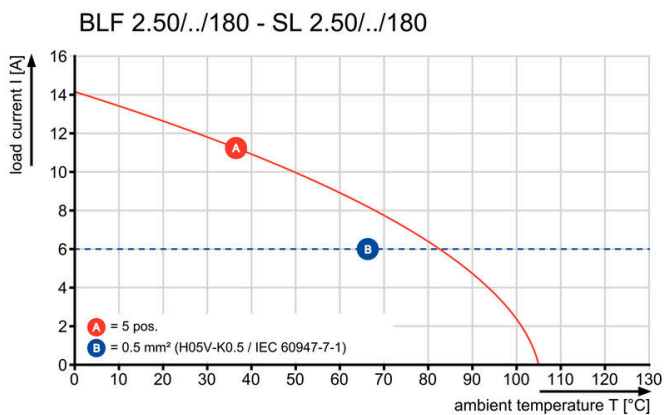
Product image



Dimensional drawing



Graph




Product benefits



Flexible application Outlet direction: 90° and 180°


**Drawings**

**Product benefits**




High component density  
Small and compact pitch

**Product benefits**



PUSH IN connection up to 0.5 mm<sup>2</sup>  
Reliable and space-saving

**Product benefits**



Operating safety  
Through PUSH IN connection system

## BLF 2.50/08/180 SN BK BX

**Weidmüller Interface GmbH & Co. KG**  
 Klingenbergstraße 26  
 D-32758 Detmold  
 Germany

[www.weidmueller.com](http://www.weidmueller.com)

## Counterpart

### SL 2.50/180G



Male header for wave soldering in 2.50 mm pitch.

- Plugging direction is straight (180°) to the PCB
- Housing variant: Closed (G)
- Packaged in a cardboard box (BX)

#### General ordering data

Type	SL 2.50/08/180G 3.2SN B...	Version	
Order No.	<a href="#">2439970000</a>	PCB plug-in connector, male header, THT solder connection, Pitch in	
GTIN (EAN)	4050118455144	mm (P): 2.50 mm, Number of poles: 8, 180°, Box	
Qty.	125 ST		

### SL 2.50/90G



Male header for wave soldering in 2.50 mm pitch.

- Plugging direction is parallel (90°) to the PCB
- Housing variant: Closed (G)
- Packaged in a cardboard box (BX)

#### General ordering data

Type	SL 2.50/08/90G 3.2SN BK...	Version	
Order No.	<a href="#">2439810000</a>	PCB plug-in connector, male header, THT solder connection, Pitch in	
GTIN (EAN)	4050118454987	mm (P): 2.50 mm, Number of poles: 8, 90°, Box	
Qty.	125 ST		