

WGKV 10/Z GY BX

Weidmüller Interface GmbH & Co. KG


Klingenbergstraße 26

D-32758 Detmold

Germany

www.weidmueller.com

Product image



Similar to illustration

The WGK finger-proof-insulated enclosures are especially suitable as industrial electronic enclosures for frequency converters, power supplies or filter components which offer a convenient and reliable form of connection internally and externally. To match the wire guides to the installation requirements in the best possible way, Weidmüller offers two versions with horizontal (WGK) and vertical (WGKV) outlet directions.

General ordering data

Version	OMNIMATE Power - series WGK, Feed-through terminal, Rated cross-section: 10 mm ² , Wemid (PA), Direct mounting, Feed-through (bushing)
Order No.	2439550000
Type	WGKV 10/Z GY BX
GTIN (EAN)	4050118468120
Qty.	50 items
Product data	IEC: 500 V / 57 A / 0.5 - 16 mm ² UL: 300 V / 65 A / AWG 24 - AWG 6
Packaging	Box

WGKV 10/Z GY BX

Weidmüller Interface GmbH & Co. KG
Klingenbergstraße 26
D-32758 Detmold
Germany

www.weidmueller.com

Technical data

Approvals

Approvals



ROHS	Conform
UL File Number Search	UL Website
Certificate No. (cURus)	E60693

Dimensions and weights

Height	30.5 mm	Height (inches)	1.2008 inch
Height of lowest version	30.5 mm	Width	13.7 mm
Width (inches)	0.5394 inch	Length	13.7 mm
Length (inches)	0.5394 inch	Net weight	19.98 g

Environmental Product Compliance

RoHS Compliance Status	Compliant without exemption
REACH SVHC	No SVHC above 0.1 wt%

System parameters

Product family	OMNIMATE Power - series WGK	Wire connection method	Screw connection
Conductor outlet direction	90°/270°	Number of poles	1
Pin series quantity	1	Fitted by customer	Yes
Screwdriver blade	0.8 x 4.0	Tightening torque, min.	1.2 Nm
Tightening torque, max.	2.4 Nm	Clamping screw	M 4
Stripping length	11 mm	Touch-safe protection acc. to DIN VDE 0470	IP 20
Protection degree	IP20	Type of connection 1	Clamping yoke
Type of connection 2	Clamping yoke		

Material data

Insulating material	Wemid (PA)	Colour	grey
Colour chart (similar)	RAL 7035	Moisture Level (MSL)	
UL 94 flammability rating	V-0	Contact material	Cu-alloy
Contact surface	tinned	Storage temperature, min.	-40 °C
Storage temperature, max.	70 °C	Operating temperature, min.	-50 °C
Operating temperature, max.	120 °C	Temperature range, installation, min.	-25 °C
Temperature range, installation, max.	120 °C		

Conductors suitable for connection

Clamping range, min.	0.5 mm ²
Clamping range, max.	16 mm ²
Wire connection cross section AWG, min.	AWG 24
Wire connection cross section AWG, max.	AWG 6
Solid, min. H05(07) V-U	0.5 mm ²
Solid, max. H05(07) V-U	16 mm ²
Stranded, min. H07V-R	10 mm ²
Stranded, max. H07V-R	16 mm ²
Flexible, min. H05(07) V-K	0.5 mm ²
Flexible, max. H05(07) V-K	10 mm ²

WGKV 10/Z GY BX

Weidmüller Interface GmbH & Co. KG

Klingenbergstraße 26
D-32758 Detmold
Germany

www.weidmueller.com

Technical data

w. plastic collar ferrule, DIN 46228 pt 4, 0.5 mm²
min.

w. plastic collar ferrule, DIN 46228 pt 4, 10 mm²
max.

w. wire end ferrule, DIN 46228 pt 1, 0.5 mm²
min.

w. wire end ferrule, DIN 46228 pt 1, 10 mm²
max.

Clampable conductor	Cross-section for conductor connection	Type	fine-wired
		nominal	0.5 mm ²
wire end ferrule	wire end ferrule	Stripping length	nominal 10 mm
		Recommended wire-end ferrule	H0.5/10
Cross-section for conductor connection	Cross-section for conductor connection	Type	fine-wired
		nominal	0.75 mm ²
wire end ferrule	wire end ferrule	Stripping length	nominal 10 mm
		Recommended wire-end ferrule	H0.75/10
Cross-section for conductor connection	Cross-section for conductor connection	Type	fine-wired
		nominal	1 mm ²
wire end ferrule	wire end ferrule	Stripping length	nominal 10 mm
		Recommended wire-end ferrule	H1.0/10

Reference text Length of ferrules is to be chosen depending on the product and the rated voltage., The outside diameter of the plastic collar should not be larger than the pitch (P)

Rated data acc. to IEC

tested acc. to standard	IEC 60664-1	Rated current, min. number of poles (Tu=20°C)	57 A
Rated current, max. number of poles (Tu=20°C)	57 A	Rated voltage for surge voltage class / pollution degree III/3	500 V
Rated impulse voltage for surge voltage class/ contamination degree III/3	6 kV		

Rated data acc. to CSA

Rated voltage (Use group B / CSA)	300 V	Rated voltage (Use group C / CSA)	300 V
Rated voltage (Use group D / CSA)	300 V	Rated current (Use group B / CSA)	65 A
Rated current (Use group C / CSA)	65 A	Rated current (Use group D / CSA)	10 A
Wire cross-section, AWG, min.	AWG 24	Wire cross-section, AWG, max.	AWG 6

Rated data acc. to UL 1059

Institute (cURus)	CURUS	Certificate No. (cURus)	E60693
Rated voltage (Use group B / UL 1059)	300 V	Rated voltage (Use group C / UL 1059)	300 V
Rated voltage (Use group D / UL 1059)	300 V	Rated current (Use group B / UL 1059)	65 A
Rated current (Use group C / UL 1059)	65 A	Rated current (Use group D / UL 1059)	10 A
Wire cross-section, AWG, min.	AWG 24	Wire cross-section, AWG, max.	AWG 6
Reference to approval values	Specifications are maximum values, details - see approval certificate.		

Packing

Packaging	Box	VPE length	213.00 mm
VPE width	128.00 mm	VPE height	85.00 mm

WGKV 10/Z GY BX

Weidmüller Interface GmbH & Co. KG
Klingenbergstraße 26
D-32758 Detmold
Germany

Technical data

www.weidmueller.com

Important note

Notes

- Clearance and creepage distances to other components must be devised in accordance with the relevant application standard. This can be achieved in the device by full encapsulation or by the use of additional spacer plates.
- Rated data refer only to the component itself. Clearance and creepage distances to other components are to be designed in accordance with the relevant application standards.
- Colours: SW = black; GN/YL = green/yellow; GY = grey
- Additional variants on request
- WGK: Rated voltage plastic walls: 1 - 4 mm = 500 V; metal walls: 1 - 2.5 mm = 400 V; metal walls: 2.5 - 4 mm = 250 V
- Long term storage of the product with average temperature of 50 °C and maximum humidity 70%, 36 months

Classifications

ETIM 8.0	EC001283	ETIM 9.0	EC001283
ETIM 10.0	EC001283	ECLASS 14.0	27-14-11-34
ECLASS 15.0	27-14-11-34		

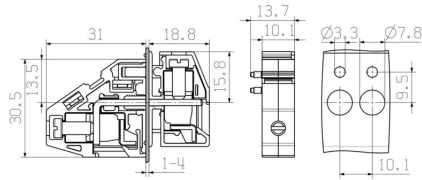
WGKV 10/Z GY BX

Weidmüller Interface GmbH & Co. KG
 Klingenbergstraße 26
 D-32758 Detmold
 Germany

Drawings

www.weidmueller.com

Dimensional drawing



Derating curve



WGKV 10/Z GY BX

Weidmüller Interface GmbH & Co. KG

Klingenbergstraße 26


D-32758 Detmold

Germany

www.weidmueller.com

Accessories

Slotted screwdriver



VDE insulated slot-head screwdriver, SDI DIN 7437, ISO 2380/2, drive output acc. to DIN 5264, ISO 2380/1. SoftFinish grip

General ordering data

Type	SDIS 0.8X4.0X100	Version	
Order No.	2749820000	Screwdriver, Blade width (B): 4 mm, Blade length: 100 mm, Blade thickness (A): 0.8 mm	
GTIN (EAN)	4050118897029		
Qty.	1 ST		

Blank



The Dekafix (DEK) marker is the universal marker for all conductor and plug-in connectors as well as for electronic sub-assemblies. The system is ideal for short number sequences and covers a wide range of ready-printed markers.

Strips for fast installation in only one work step. The printing is easy to read, rich in contrast and available in various widths.

- Large range of ready-to-use markers
 - Strips for fast installation
 - Terminal markers, suitable for all Weidmüller cable connectors
 - Available as blank MultiCard or with standard printing
- For custom printing: Please send us a file of our labeling software M-Print PRO or M-Print PRO Online (without installation) for your labeling specifications.

General ordering data

Type	DEK 5/5 MC NE WS	Version	
Order No.	1609801044	Dekafix, Terminal marker, 5 x 5 mm, Pitch in mm (P): 5.00	
GTIN (EAN)	4008190397111	Weidmueller, white	
Qty.	1000 ST		
Type	DEK 5/6 MC NE WS	Version	
Order No.	1609820000	Dekafix, Terminal marker, 5 x 6 mm, Pitch in mm (P): 6.00	
GTIN (EAN)	4008190203436	Weidmueller, white	
Qty.	1000 ST		
Type	DEK 5/8 MC NE WS	Version	
Order No.	1856740000	Dekafix, Terminal marker, 5 x 8 mm, Pitch in mm (P): 8.00	
GTIN (EAN)	4032248400850	Weidmueller, white	
Qty.	800 ST		

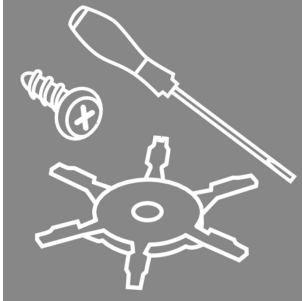
WGKV 10/Z GY BX

Weidmüller Interface GmbH & Co. KG
 Klingenbergstraße 26
 D-32758 Detmold
 Germany

www.weidmueller.com

Accessories

Accessories



Integrate, expand and customise: the perfect supplement to every application. Universal system accessories enable easy adaptation of the interfaces to fulfil specific requirements for the relevant application.

General ordering data

Type	DP WGK 10 BK BX	Version	
Order No.	1250570000		OMNIMATE Power - series WGK, Feed-through terminal
GTIN (EAN)	4050118041651		
Qty.	50 ST		
Type	DP WGK 10 GY BX	Version	
Order No.	1936440000		OMNIMATE Power - series WGK, Feed-through terminal
GTIN (EAN)	4032248664764		
Qty.	50 ST		