

AMC 2.5 800V**Weidmüller Interface GmbH & Co. KG**

Klingenbergstraße 26

D-32758 Detmold

Germany

www.weidmueller.com

Product image

To feed through power, signal, and data is the classical requirement in electrical engineering and panel building. The insulating material, the connection system and the design of the terminal blocks are the differentiating features. A feed-through terminal block is suitable for joining and/or connecting one or more conductors. They could have one or more connection levels that are on the same potential or insulated against one another.

General ordering data

Version	Motor-connection terminal (Multi-level), PUSH IN, dark beige, 2.5 mm ² , 22 A, 800 V, Number of connections: 7, Number of levels: 3, TS 35, V-0, Wemid
Order No.	2434370000
Type	AMC 2.5 800V
GTIN (EAN)	4050118444438
Qty.	50 items

AMC 2.5 800V

Weidmüller Interface GmbH & Co. KG

Klingenbergstraße 26

D-32758 Detmold

Germany

www.weidmueller.com

Technical data

Approvals

Approvals



ROHS	Conform
UL File Number Search	UL Website
Certificate No. (cURus)	E60693
Certificate No. (cURusEX)	E184763

Dimensions and weights

Depth	88 mm	Depth (inches)	3.4646 inch
Depth including DIN rail	88.5 mm	Height	107.5 mm
Height (inches)	4.2323 inch	Width	6.1 mm
Width (inches)	0.2402 inch	Net weight	31.73 g

Temperatures

Storage temperature	-25 °C...55 °C	Ambient temperature	-5 °C...40 °C
Continuous operating temp., min.	-60 °C	Continuous operating temp., max.	130 °C

Environmental Product Compliance

RoHS Compliance Status	Compliant without exemption
REACH SVHC	No SVHC above 0.1 wt%

Material data

Basic material	Wemid	Colour	dark beige
Colour of operational elements	orange	UL 94 flammability rating	V-0

Rating data IECEx/ATEX

Certificate No. (ATEX)	TUEV16ATEX7909U	Certificate No. (IECEX)	IECEXTUR16.0036U
Max. voltage (ATEX)	440 V	Current (ATEX)	19 A
Wire cross section max. (ATEX)	2.5 mm ²	Max. voltage (IECEX)	440 V
Current (IECEX)	19 A	Wire cross section max. (IECEX)	2.5 mm ²
Marking EN 60079-7	Ex eb II C Gb	Ex 2014/34/EU label	II 2 G D

System specifications

End cover plate required	No	Number of potentials	4
Number of levels	3	Number of clamping points per level	2
Number of potentials per tier	1	Levels cross-connected internally	No
PE connection	Yes	Mounting rail	TS 35
PE function	Yes		

Additional technical data

With snap-in pegs	No	Open sides	closed
Snap-on	No	Type of fixing	Snap-on

Creation date 17.02.2026 04:03:01 MEZ

Catalogue status / Drawings

AMC 2.5 800V

Weidmüller Interface GmbH & Co. KG

Klingenbergstraße 26
D-32758 Detmold
Germany

www.weidmueller.com

Technical data

Installation advice	Rail	Explosion-tested version	Yes
Type of mounting	TS 35		

CSA rating data

Wire cross section max. (CSA)	12 AWG	Voltage size C (CSA)	600 V
Current size C (CSA)	20 A	Certificate No. (CSA)	200039-70089609
Voltage size B (CSA)	600 V	Current size B (CSA)	20 A
Voltage size D (CSA)	600 V	Current size D (CSA)	5 A
Wire cross section min. (CSA)	28 AWG		

Conductors for clamping (rated connection)

Gauge to IEC 60947-1	A3		
Wire connection cross section AWG, max.	AWG 12		
Connection direction	top		
Stripping length	10 mm		
Type of connection	PUSH IN		
Number of connections	7		
Clamping range, max.	2.5 mm ²		
Clamping range, min.	0.14 mm ²		
Blade size	0.6 x 3.5 mm		
Wire connection cross section AWG, min.	AWG 28		
Wire connection cross-section, finely stranded with wire-end ferrules DIN 46228/4, max.	2.5 mm ²		
Wire connection cross-section, finely stranded with wire-end ferrules DIN 46228/4, min.	0.14 mm ²		
Wire connection cross-section, finely stranded with wire-end ferrules DIN 46228/1, max.	4 mm ²		
Wire connection cross-section, finely stranded with wire-end ferrules DIN 46228/1, min.	0.14 mm ²		
Wire connection cross section, finely stranded, max.	4 mm ²		
Wire connection cross section, finely stranded, min.	0.14 mm ²		
Connection cross-section, stranded, max.	4 mm ²		
Connection cross-section, stranded, min.	0.14 mm ²		
Twin wire-end ferrules, max.	0.75 mm ²		
Twin wire-end ferrules, min.	0.5 mm ²		
Wire connection cross-section, solid core, max.	2.5 mm ²		
Wire connection cross-section, solid core, min.	0.14 mm ²		
Tube length for wire-end ferrule with plastic collar DIN 46228/4	Tube length	min.	8 mm
		max.	6 mm
	Cross-section for conductor connection	min.	0.34 mm ²
		max.	0.14 mm ²
	Tube length	min.	12 mm
		max.	6 mm
	Cross-section for conductor connection	min.	1 mm ²
		max.	0.5 mm ²
	Tube length	min.	12 mm
		max.	8 mm

AMC 2.5 800V

Weidmüller Interface GmbH & Co. KG

Klingenbergstraße 26
D-32758 Detmold
Germany

www.weidmueller.com

Technical data

	Cross-section for conductor connection	min.	2.5 mm ²
		max.	1.5 mm ²
Tube length for twin wire-end ferrule	Tube length	min.	8 mm
		max.	12 mm
	Cross-section for conductor connection	min.	0.5 mm ²
		max.	0.75 mm ²
Tube length for wire-end ferrule without plastic collar DIN 46228/1	Tube length	nominal	5 mm
	Cross-section for conductor connection	nominal	0.25 mm ²
	Tube length	min.	6 mm
		max.	10 mm
	Cross-section for conductor connection	min.	0.5 mm ²
		max.	1 mm ²
	Tube length	min.	7 mm
		max.	12 mm
	Cross-section for conductor connection	min.	1.5 mm ²
		max.	4 mm ²

General

Wire connection cross section AWG, max.	AWG 12	Installation advice	Rail
Wire connection cross section AWG, min.	AWG 28	Standards	DIN EN 60947-7-1, DIN EN 60947-7-2
Mounting rail	TS 35		

Rating data

Rated cross-section	2.5 mm ²	Rated voltage	800 V
Rated DC voltage	800 V	Nominal current	22 A
Current at maximum wires	22 A	Standards	DIN EN 60947-7-1, DIN EN 60947-7-2
Volume resistance according to IEC 60947-7-x	1.33 mΩ	Rated impulse withstand voltage	8 kV
Power loss in accordance with IEC 60947-7-x	0.77 W	Surge voltage category	III
Pollution severity	3		

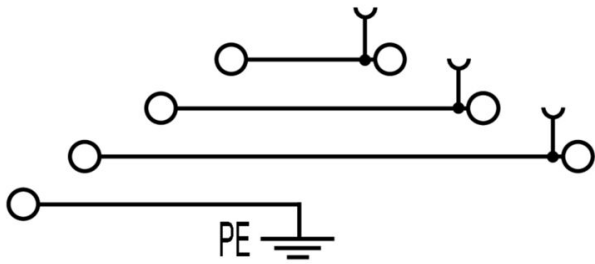
UL rating data

Conductor size Factory wiring max. (cURus)	12 AWG	Voltage size B (cURus)	600 V
Voltage size D (cURus)	600 V	Certificate No. (cURus)	E60693
Conductor size Field wiring min. (cURus)	28 AWG	Conductor size Factory wiring min. (cURus)	28 AWG
Current size B (cURus)	20 A	Voltage size C (cURus)	600 V
Current size C (cURus)	20 A	Current size D (cURus)	5 A
Conductor size Field wiring max. (cURus)	12 AWG		

Classifications

ETIM 8.0	EC000897	ETIM 9.0	EC000897
ETIM 10.0	EC000897	ECLASS 14.0	27-25-01-02
ECLASS 15.0	27-25-01-02		

Drawings



AMC 2.5 800V

Weidmüller Interface GmbH & Co. KG

Klingenbergstraße 26

D-32758 Detmold

Germany

www.weidmueller.com

Accessories

End bracket



Weidmüller's range of products includes end brackets that guarantee a permanent, reliable mounting on the terminal rail and prevent sliding. Versions with and without screws are available. The end brackets include marking options, also for group markers, and also a test plug holder.

General ordering data

Type	AEB 35 SC/1	Version	
Order No.	1991920000	Version	A-series, End bracket
GTIN (EAN)	4050118376722		
Qty.	50 ST		

Additional accessories



No task is too small when creating the perfect solution. Connections form just one part of the overall process. Small details are often the key to the perfect solution in applications where potentials are tested, grouped or even isolated.

A system is not a system without small but essential details:

- Test plugs ensure reliable pick-up from diagnostic sockets

In tandem with the manufacturing process and application.

General ordering data

Type	PS 2.0 MC	Version	
Order No.	0310000000	Version	PCB plug-in connector, Accessories, Test plug, red, Number of poles:
GTIN (EAN)	4008190000059		1
Qty.	20 ST		

Accessories



Accessories for testing and measuring equipment

AMC 2.5 800V

Weidmüller Interface GmbH & Co. KG

Klingenbergstraße 26
D-32758 Detmold
Germany

www.weidmueller.com

Accessories

General ordering data

Type	ZUB MULTIMETER	Version	
Order No.	9205270000	Multimeter	
GTIN (EAN)	4032248723522		
Qty.	1 ST		

Plus



The Dekafix (DEK) marker is the universal marker for all conductor and plug-in connectors as well as for electronic sub-assemblies. The system is ideal for short number sequences and covers a wide range of ready-printed markers.


Strips for fast installation in only one work step. The printing is easy to read, rich in contrast and available in various widths.

- Large range of ready-to-use markers
 - Strips for fast installation
 - Terminal markers, suitable for all Weidmüller cable connectors
 - Available as blank MultiCard or with standard printing
- For custom printing: Please send us a file of our labeling software M-Print PRO or M-Print PRO Online (without installation) for your labeling specifications.

General ordering data

Type	DEK 5/5 PLUS MC NE WS	Version	
Order No.	1854490000	Dekafix, Terminal marker, 5 x 5 mm, Pitch in mm (P): 5.00	
GTIN (EAN)	4032248393596	Weidmueller, white	
Qty.	1000 ST		

Blank



WS markers are the perfect match for the W-series connectors. Thanks to their system compatibility, the WS tags can also be used with the I-series and the Z-series. The large marking surfaces do not only permit long character strings but also multi-line text. WS markers are ideal for labels with long, customised character strings. Thanks to the proven MultiCard format, printing with PrintJet CONNECT oder/or Plotter is possible.

- Can be fitted in strips or individually
 - Markers in proven MultiCard format
- For custom printing: Please send us a file of our labeling software M-Print PRO or M-Print PRO Online (without installation) for your labeling specifications.

General ordering data

Type	WS 10/5 M PLUS MC NE WS	Version	
Order No.	2003770000	WS, Terminal marker, 10 x 5 mm, Pitch in mm (P): 5.00 Weidmueller,	
GTIN (EAN)	4050118424447	Allen-Bradley, white	
Qty.	600 ST		

AMC 2.5 800V

Weidmüller Interface GmbH & Co. KG

Klingenbergstraße 26

D-32758 Detmold

Germany

Accessories

www.weidmueller.com

DEK 5/5



WS/ DEK

MultiMark terminal markers use an innovative composite material made from two components. The hard base contour of the marker snaps securely into the connector. The elastic surface finish makes the marker easy to mount. This specially punched material enables the strips to be stretched to accommodate the slight variations in spacing that tend to add up, especially with long terminal blocks. Another advantage: the excellent printability of the surface material guarantees durable and wear-resistant labelling. A print resolution of 300 dpi also produces a very legible script.


Your benefits with MultiMark

- Firm hold and durable printing
- Continuous strips save installation time
- Easy mounting thanks to an innovative composite material
- Large label field for optimal legibility
- High flexibility thanks to manufacturer independence

General ordering data

Type	DEK 5/5 MM WS	Version	
Order No.	2007110000	Dekafix, Terminal marker, 5 x 5 mm, Weidmueller, white	
GTIN (EAN)	4050118391862		
Qty.	800 ST		

WS 8/5



WS/ DEK

MultiMark terminal markers use an innovative composite material made from two components. The hard base contour of the marker snaps securely into the connector. The elastic surface finish makes the marker easy to mount. This specially punched material enables the strips to be stretched to accommodate the slight variations in spacing that tend to add up, especially with long terminal blocks. Another advantage: the excellent printability of the surface material guarantees durable and wear-resistant labelling. A print resolution of 300 dpi also produces a very legible script.

Your benefits with MultiMark

- Firm hold and durable printing
- Continuous strips save installation time
- Easy mounting thanks to an innovative composite material
- Large label field for optimal legibility
- High flexibility thanks to manufacturer independence

General ordering data

Type	WS 8/5 MM WS	Version	
Order No.	2007150000	WS, Terminal marker, 8 x 5 mm, Weidmueller, white	
GTIN (EAN)	4050118392029		
Qty.	800 ST		


AMC 2.5 800V

Weidmüller Interface GmbH & Co. KG
 Klingenbergstraße 26
 D-32758 Detmold
 Germany

www.weidmueller.com

Accessories

SnapMark



SnapMark - this tag carrier has been developed specifically for the I-series double-level terminal IDK 1.5N. The flexible pivot mechanism allows cross-connections to be easily installed or removed. It can hold four DEK 5 labelling tags or two WS 10/5 Middle connector markers.

General ordering data

Type	SNAPMARK I	Version	
Order No.	1805880000	Group markers, Terminal marker, 23 x 5 mm, Pitch in mm (P): 5.00	
GTIN (EAN)	4032248273614	Weidmueller, white	
Qty.	50 ST		

Cross-connections



The distribution or multiplication of a potential to adjoining terminal blocks is realized via a cross-connection. Additional wiring effort can be easily avoided. Even if the poles are broken out, contact reliability in the terminal blocks is still ensured. Our portfolio offers pluggable and screwable cross-connection systems for modular terminal blocks.

General ordering data

Type	ZVQ 2.5/1.5	Version	
Order No.	1720700000	Accessories, Cross-connector, 24 A	
GTIN (EAN)	4008190374006		
Qty.	50 ST		

Testadapter and testsockets



Test adapters and test plugs are used for the electrical connection between terminal blocks and the test equipment. In this way, an electrical contact can be established in the wired state and measurements can be done easily.

General ordering data

Type	ATPG 1.5-10 L	Version	
Order No.	1991890000	Test adapter (terminal), 1.5 mm ² , 250 V, 0.2 A	
GTIN (EAN)	4050118376647		
Qty.	50 ST		

AMC 2.5 800V


Weidmüller Interface GmbH & Co. KG
 Klingenbergstraße 26
 D-32758 Detmold
 Germany

www.weidmueller.com

Accessories

Type	ATPG 4 MI-R	Version	
Order No.	1991860000	Test adapter (terminal), 1.5 mm ² , 250 V, 0.2 A	
GTIN (EAN)	4050118376661		
Qty.	50 ST		

End bracket



Weidmüller's range of products includes end brackets that guarantee a permanent, reliable mounting on the terminal rail and prevent sliding. Versions with and without screws are available. The end brackets include marking options, also for group markers, and also a test plug holder.

General ordering data

Type	AEB 35 SC/1 BK	Version	
Order No.	2475310000	A-series, End bracket	
GTIN (EAN)	4050118487114		
Qty.	50 ST		

Marker holder



The marker holder offer the possibility of additional mounting of standard markers with a pitch of 5 or 5.1 mm. The angled holders can be optionally snapped together and could be mounted in all standard marking channels of the Klippon® Connect modular terminal blocks. Fitting marker types could be found under the respective accessories of the designation marking holder.

General ordering data

Type	BZT 1 WS 10/5	Version	
Order No.	1805490000	Accessories, Marker holder	
GTIN (EAN)	4032248270231		
Qty.	100 ST		
Type	BZT 1 ZA WS 10/5	Version	
Order No.	1805520000	Accessories, Marker holder	
GTIN (EAN)	4032248270248		
Qty.	100 ST		

AMC 2.5 800V


Weidmüller Interface GmbH & Co. KG
 Klingenbergstraße 26
 D-32758 Detmold
 Germany

www.weidmueller.com

Accessories

Warning cover

Warning covers with a flash symbol provide more safety for man and machine. They are used where external voltage must be indicated within the application.




General ordering data

Type	AAM 2.5 YE FLASH	Version	
Order No.	2635550000	A-series, Terminal marker, 8 x 5.1 mm, Pitch in mm (P): 5.00 yellow	
GTIN (EAN)	4050118674095		
Qty.	40 ST		

End bracket

Weidmüller's range of products includes end brackets that guarantee a permanent, reliable mounting on the terminal rail and prevent sliding. Versions with and without screws are available. The end brackets include marking options, also for group markers, and also a test plug holder.



General ordering data

Type	AEB 35 SCL/1 V0	Version	
Order No.	2661280000	A-series, End bracket	
GTIN (EAN)	4050118702163		
Qty.	20 ST		
Type	AEB 35 SCL/1 V0 BK	Version	
Order No.	2661300000	A-series, End bracket	
GTIN (EAN)	4050118702187		
Qty.	20 ST		
Type	AEB 35 SCL/1 V0 GY	Version	
Order No.	2661290000	A-series, End bracket	
GTIN (EAN)	4050118702170		
Qty.	20 ST		

AMC 2.5 800V


Weidmüller Interface GmbH & Co. KG

Klingenbergstraße 26
D-32758 Detmold
Germany

www.weidmueller.com

Accessories

Slotted screwdriver



VDE insulated screwdriver sets, for working on live parts up to 1000 V AC and 1500 V DC, DIN EN 60900, IEC 900. Each piece is "GS" safety tested. Blade made from fully hardened, high-alloy chromium-vanadium-molybdenum steel, gun-metal finish.

General ordering data

Type	SDIS SLIM 0.6X3.5X100	Version	
Order No.	2749610000	Mounting tool, Blade width (B): 3.5 mm, Blade length: 100 mm, Blade thickness (A): 0.6 mm	
GTIN (EAN)	4050118896350		
Qty.	1 ST		

Testadapter and testsockets



Test adapters and test plugs are used for the electrical connection between terminal blocks and the test equipment. In this way, an electrical contact can be established in the wired state and measurements can be done easily.

General ordering data

Type	FZS 2/4 RT/80 SAKT4	Version	
Order No.	1276300000	Plug (terminal), Plug-in connection, 2 mm ² , Number of connections: 2, Number of poles: 1, Width: 9 mm	
GTIN (EAN)	4008190026080		
Qty.	20 ST		