

## WGK 50/Z GN/YE BX

**Weidmüller Interface GmbH & Co. KG**

Klingenbergstraße 26

D-32758 Detmold

Germany

[www.weidmueller.com](http://www.weidmueller.com)

### Product image



Similar to illustration

The WGK finger-proof-insulated enclosures are especially suitable as industrial electronic enclosures for frequency converters, power supplies or filter components which offer a convenient and reliable form of connection internally and externally. To match the wire guides to the installation requirements in the best possible way, Weidmüller offers two versions with horizontal (WGK) and vertical (WGKV) outlet directions.

### General ordering data

Version	OMNIMATE Power - series WGK, Feed-through terminal, Rated cross-section: 50 mm <sup>2</sup> , Wemid (PA), Direct mounting, Feed-through (bushing)
Order No.	<a href="#">2427810000</a>
Type	WGK 50/Z GN/YE BX
GTIN (EAN)	4050118436914
Qty.	10 items
Product data	IEC: 690 V / 150 A / 16 - 50 mm <sup>2</sup> UL: 600 V / 150 A / AWG 6 - AWG 1/0
Packaging	Box

## WGK 50/Z GN/YE BX

Weidmüller Interface GmbH &amp; Co. KG

Klingenbergstraße 26

D-32758 Detmold

Germany

www.weidmueller.com

## Technical data

## Approvals

Approvals



ROHS Conform

UL File Number Search [UL Website](#)

Certificate No. (cURus) E60693

## Dimensions and weights

Height	55 mm	Height (inches)	2.1654 inch
Height of lowest version	55 mm	Width	22.8 mm
Width (inches)	0.8976 inch	Length	22.8 mm
Length (inches)	0.8976 inch	Net weight	98.25 g

## Environmental Product Compliance

RoHS Compliance Status Compliant without exemption

REACH SVHC No SVHC above 0.1 wt%

## System parameters

Product family	OMNIMATE Power - series WGK	Wire connection method	Screw connection
Conductor outlet direction	180°	Number of poles	1
Pin series quantity	1	Fitted by customer	Yes
Screwdriver blade	1.2 x 6.5	Tightening torque, min.	4 Nm
Tightening torque, max.	5.5 Nm	Clamping screw	M 6
Stripping length	24 mm	Touch-safe protection acc. to DIN VDE 0470	IP 20
Protection degree	IP20	Type of connection 1	Clamping yoke
Type of connection 2	Clamping yoke		

## Material data

Insulating material	Wemid (PA)	Colour	Green/yellow
Colour chart (similar)	Not specified	Moisture Level (MSL)	
UL 94 flammability rating	V-0	Contact material	Cu-alloy
Contact surface	tinned	Storage temperature, min.	-40 °C
Storage temperature, max.	70 °C	Operating temperature, min.	-50 °C
Operating temperature, max.	120 °C	Temperature range, installation, min.	-25 °C
Temperature range, installation, max.	120 °C		

## Conductors suitable for connection

Clamping range, min.	10 mm <sup>2</sup>
Clamping range, max.	50 mm <sup>2</sup>
Wire connection cross section AWG, min.	AWG 6
Wire connection cross section AWG, max.	AWG 1/0
Solid, min. H05(07) V-U	16 mm <sup>2</sup>
Solid, max. H05(07) V-U	16 mm <sup>2</sup>
Stranded, min. H07V-R	16 mm <sup>2</sup>
Stranded, max. H07V-R	50 mm <sup>2</sup>
Flexible, min. H05(07) V-K	16 mm <sup>2</sup>
Flexible, max. H05(07) V-K	50 mm <sup>2</sup>

Creation date 03.05.2026 12:02:00 MEZ

Catalogue status / Drawings

## WGK 50/Z GN/YE BX

**Weidmüller Interface GmbH & Co. KG**

Klingenbergstraße 26  
D-32758 Detmold  
Germany

www.weidmueller.com

## Technical data

w. plastic collar ferrule, DIN 46228 pt 4, 10 mm<sup>2</sup>  
min.

w. plastic collar ferrule, DIN 46228 pt 4, 50 mm<sup>2</sup>  
max.

w. wire end ferrule, DIN 46228 pt 1, 10 mm<sup>2</sup>  
min.

w. wire end ferrule, DIN 46228 pt 1, 50 mm<sup>2</sup>  
max.

Clampable conductor	Cross-section for conductor connection	Type	fine-wired		
		nominal	35 mm <sup>2</sup>		
	wire end ferrule	Stripping length	nominal	25 mm	
		Recommended wire-end ferrule	<a href="#">H35.0/25</a>		

Reference text Length of ferrules is to be chosen depending on the product and the rated voltage., The outside diameter of the plastic collar should not be larger than the pitch (P)

### Rated data acc. to IEC

tested acc. to standard	IEC 60664-1	Rated current, min. number of poles (Tu=20°C)	150 A
Rated current, max. number of poles (Tu=20°C)	150 A	Rated voltage for surge voltage class / pollution degree III/3	690 V
Rated impulse voltage for surge voltage class/ contamination degree III/3	6 kV		

### Rated data acc. to CSA

Rated voltage (Use group B / CSA)	600 V	Rated voltage (Use group C / CSA)	600 V
Rated voltage (Use group D / CSA)	300 V	Rated current (Use group B / CSA)	150 A
Rated current (Use group C / CSA)	150 A	Rated current (Use group D / CSA)	10 A
Wire cross-section, AWG, min.	AWG 6	Wire cross-section, AWG, max.	AWG 1/0

### Rated data acc. to UL 1059

Institute (cURus)	CURUS	Certificate No. (cURus)	E60693
Rated voltage (Use group B / UL 1059)	600 V	Rated voltage (Use group C / UL 1059)	600 V
Rated voltage (Use group D / UL 1059)	300 V	Rated current (Use group B / UL 1059)	150 A
Rated current (Use group C / UL 1059)	150 A	Rated current (Use group D / UL 1059)	10 A
Wire cross-section, AWG, min.	AWG 6	Wire cross-section, AWG, max.	AWG 1/0
Reference to approval values	Specifications are maximum values, details - see approval certificate.		

### Packing

Packaging	Box	VPE length	209.00 mm
VPE width	98.00 mm	VPE height	60.00 mm

### Important note

- Notes
- Clearance and creepage distances to other components must be devised in accordance with the relevant application standard. This can be achieved in the device by full encapsulation or by the use of additional spacer plates.
  - Rated data refer only to the component itself. Clearance and creepage distances to other components are to be designed in accordance with the relevant application standards.
  - Colours: SW = black; GN/YL = green/yellow; GY = grey
  - Additional variants on request
  - WGK: Rated voltage plastic walls: 1 - 6 mm = 800 V; metal walls: 1 - 2.5 mm = 800 V; metal walls: 2.5 - 6 mm = 690 V
  - Wire-end ferrules are mandatory for stranded wires with more than 19 strands.

## Technical data

- Long term storage of the product with average temperature of 50 °C and maximum humidity 70%, 36 months

### Classifications

ETIM 8.0	EC001283	ETIM 9.0	EC001283
ETIM 10.0	EC001283	ECLASS 14.0	27-14-11-34
ECLASS 15.0	27-14-11-34		

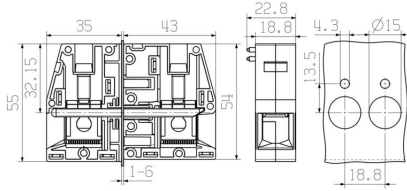
**WGK 50/Z GN/YE BX**

**Weidmüller Interface GmbH & Co. KG**  
 Klingenbergstraße 26  
 D-32758 Detmold  
 Germany

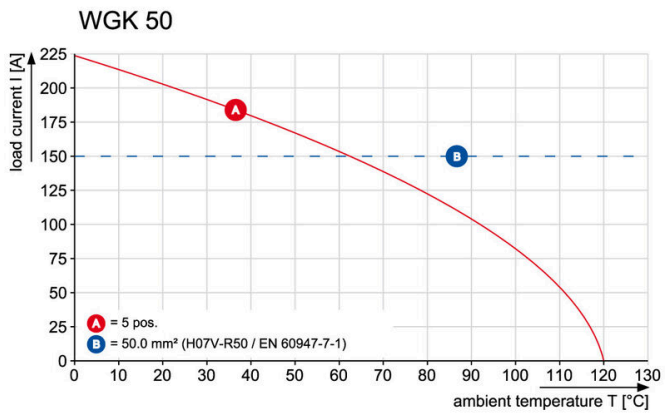
**Drawings**

www.weidmueller.com

**Dimensional drawing**



**Graph**



## WGK 50/Z GN/YE BX

Weidmüller Interface GmbH &amp; Co. KG

Klingenbergstraße 26

D-32758 Detmold

Germany

www.weidmueller.com

## Accessories

## Blank



The Dekafix (DEK) marker is the universal marker for all conductor and plug-in connectors as well as for electronic sub-assemblies. The system is ideal for short number sequences and covers a wide range of ready-printed markers.

Strips for fast installation in only one work step. The printing is easy to read, rich in contrast and available in various widths.

- Large range of ready-to-use markers
  - Strips for fast installation
  - Terminal markers, suitable for all Weidmüller cable connectors
  - Available as blank MultiCard or with standard printing
- For custom printing: Please send us a file of our labeling software M-Print PRO or M-Print PRO Online (without installation) for your labeling specifications.

## General ordering data

Type	DEK 5/5 MC NE WS	Version
Order No.	<a href="#">1609801044</a>	Dekafix, Terminal marker, 5 x 5 mm, Pitch in mm (P): 5.00
GTIN (EAN)	4008190397111	Weidmueller, white
Qty.	1000 ST	
Type	DEK 5/6 MC NE WS	Version
Order No.	<a href="#">1609820000</a>	Dekafix, Terminal marker, 5 x 6 mm, Pitch in mm (P): 6.00
GTIN (EAN)	4008190203436	Weidmueller, white
Qty.	1000 ST	
Type	DEK 5/8 MC NE WS	Version
Order No.	<a href="#">1856740000</a>	Dekafix, Terminal marker, 5 x 8 mm, Pitch in mm (P): 8.00
GTIN (EAN)	4032248400850	Weidmueller, white
Qty.	800 ST	

## Slotted screwdriver



VDE insulated slot-head screwdriver, SDI DIN 7437, ISO 2380/2, drive output acc. to DIN 5264, ISO 2380/1. SoftFinish grip

## General ordering data

Type	SDIS 1.2X6.5X150	Version
Order No.	<a href="#">2749860000</a>	Screwdriver, Blade width (B): 6.5 mm, Blade length: 150 mm, Blade
GTIN (EAN)	4050118897067	thickness (A): 1.2 mm
Qty.	1 ST	

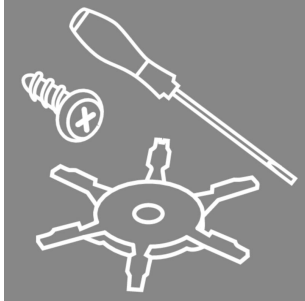
**WGK 50/Z GN/YE BX**

**Weidmüller Interface GmbH & Co. KG**  
 Klingenbergstraße 26  
 D-32758 Detmold  
 Germany

www.weidmueller.com

**Accessories**

**Accessories**



Integrate, expand and customise: the perfect supplement to every application. Universal system accessories enable easy adaptation of the interfaces to fulfil specific requirements for the relevant application.

**General ordering data**

Type	DP WGK 50	Version	
Order No.	<a href="#">1937030000</a>		OMNIMATE Power - series WGK, Feed-through terminal
GTIN (EAN)	4032248664795		
Qty.	10 ST		

Type	DP WGK 50 BK BX	Version	
Order No.	<a href="#">1250610000</a>		OMNIMATE Power - series WGK, Feed-through terminal
GTIN (EAN)	4050118041736		
Qty.	10 ST		