

SAIL-M12WM12W-T-1.5H**Weidmüller Interface GmbH & Co. KG**

Klingenbergstraße 26

D-32758 Detmold

Germany

www.weidmueller.com



Your peripheral devices should be supplied with greater power. With our new M12 plug-in connector, more than 250 V and 2 A is possible without problems. The compact A-, K-, L-, S- and T-coded M12 plug-in connectors are designed for the transmission of up to 630 V AC or 60 V DC and 12 A.

General ordering data

Version	Power cable, Connecting line, M12 / M12, Number of poles : 4, 1.5 m, pin, 90° - socket 90°, Shielded: No, Sheath material: PUR, Halogen: No
Order No.	2050920150
Type	SAIL-M12WM12W-T-1.5H
GTIN (EAN)	4050118442359
Qty.	1 items

SAIL-M12WM12W-T-1.5H

Weidmüller Interface GmbH & Co. KG
Klingenbergstraße 26
D-32758 Detmold
Germany

www.weidmueller.com

Technical data

Approvals

Approvals



ROHS Conform

UL File Number Search [UL Website](#)

Certificate no. (cULus) E310075

Dimensions and weights

Net weight 100 g

Environmental Product Compliance

RoHS Compliance Status Compliant with exemption

RoHS Exemption (if applicable/known) 6c

REACH SVHC Lead 7439-92-1

SCIP e8d8af70-4c85-4483-bc8c-9bc5b598e2a9

Technical specifications for cable

Cable length	1.5 m	Sheathing colour	black
Suitable for cable carriers	Yes	Core cross-section	2.5 mm ²
Shielded	No	Halogen	No
Insulation	PP	Acceleration	5 m/s ²
Bending radius, min., moving	7.5 x cable diameter	Bending radius, min., stationary	4 x cable diameter
Bending cycles	10 Mio	Speed	5 m/s
Sheath material	PUR	Configurable cable length	No
Outer cladding in accordance with UL AWM style	20234 (80 °C / 1000 V)	Irradiation crosslinked	No
Welding spark resistance	No	Colour coding	black, blue, white, brown
Temperature range, stationary	-50...90 °C	Resistant to welding beads	No
Temperature range, moving	-40...90 °C	Number of poles	4
Outside diameter	11 mm ± 0.4 mm		

General technical data

Coding	T-coded	Connection thread	M12 / M12
Contact surface	Gold-plated	Version	pin, 90°; - socket 90°;
Housing main material	PUR	Insulation resistance	108 Ω
Nominal voltage	63 V	Nominal current	12 A
AF size	13 mm	Protection degree	IP67, when screwed in
Plugging cycles	≥ 100	Pollution severity	3
Temperature range of housing	-40 ... +85 °C	Tightening torque	M12: 1.0 Nm

Electrical properties

Insulation resistance 108 Ω Nominal voltage 63 V

General standards

Connector standard IEC 61076-2-111 Certificate no. (cULus) E310075

SAIL-M12WM12W-T-1.5H

Weidmüller Interface GmbH & Co. KG
 Klingenbergstraße 26
 D-32758 Detmold
 Germany

www.weidmueller.com

Technical data

Standards

Connector standard IEC 61076-2-111

Plug, left

Plug left M12, T-coded, IP67,
 male contact, angled 90°,
 Plastic, unshielded

Plug, right

Plug right M12, T-coded, IP67,
 female contact, angled
 90°, Plastic, unshielded

Classifications

ETIM 8.0	EC001855	ETIM 9.0	EC001855
ETIM 10.0	EC001855	ECLASS 14.0	27-06-03-11
ECLASS 15.0	27-06-03-11		

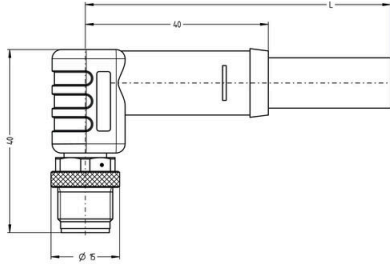
SAIL-M12WM12W-T-1.5H

Weidmüller Interface GmbH & Co. KG
 Klingenbergstraße 26
 D-32758 Detmold
 Germany

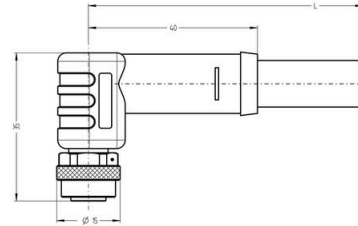
www.weidmueller.com

Drawings

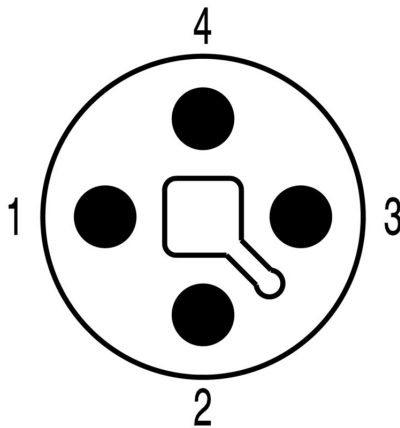
Dimensioned drawing



Dimensioned drawing



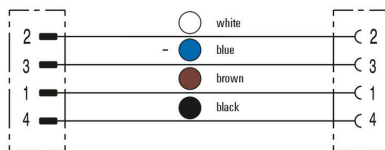
Pole scheme



Pole scheme



Wiring diagram



The ideal tool: Screwty® with torque function

