Data sheet

# SAIL-M12WM12G-T-3.0H

**Weidmüller Interface GmbH & Co. KG**
Klingenbergstraße 26
D-32758 Detmold
Germany

www.weidmueller.com

Your peripheral devices should be supplied with greater power. With our new M12 plug-in connector, more than 250 V and 2 A is possible without problems. The compact A-, K-, L-, S- and T-coded M12 plug-in connectors are designed for the transmission of up to 630 V AC or 60 V DC and 12 A.

## General ordering data

| | |
|---|---|
| Version | Power cable, Connecting line, M12 / M12, Number of poles : 4, 3 m, pin, angled - bush straight, Shielded: No, Sheath material: PUR, Halogen: No |
| Order No. | 2050890300 |
| Type | SAIL-M12WM12G-T-3.0H |
| GTIN (EAN) | 4050118442182 |
| Qty. | 1 items |

# SAIL-M12WM12G-T-3.0H

**Weidmüller Interface GmbH & Co. KG**
Klingenbergstraße 26
D-32758 Detmold
Germany

www.weidmueller.com

## Technical data

### Approvals

| | |
|---|---|
| Approvals | |
| ROHS | Conform |
| UL File Number Search | UL Website |
| Certificate no. (cULus) | E310075 |

### Dimensions and weights

| | |
|---|---|
| Net weight | 200 g |

### Environmental Product Compliance

| | |
|---|---|
| RoHS Compliance Status | Compliant with exemption |
| RoHS Exemption (if applicable/known) | 6c |
| REACH SVHC | Lead 7439-92-1 |
| SCIP | e8d8af70-4c85-4483-bc8c-9bc5b598e2a9 |

### Technical specifications for cable

| | | | |
|---|---|---|---|
| Cable length | 3 m | Sheathing colour | black |
| Suitable for cable carriers | Yes | Core cross-section | 2.5 mm² |
| Shielded | No | Halogen | No |
| Insulation | PP | Acceleration | 5 m/s² |
| Bending radius, min., moving | 7.5 x cable diameter | Bending radius, min., stationary | 4 x cable diameter |
| Bending cycles | 10 Mio | Speed | 5 m/s |
| Sheath material | PUR | Configurable cable length | No |
| Outer cladding in accordance with UL AWM style | 20234 (80 °C / 1000 V) | Irradiation crosslinked | No |
| Welding spark resistance | No | Colour coding | black, blue, white, brown |
| Temperature range, stationary | -50...90 °C | Resistant to welding beads | No |
| Temperature range, moving | -40...90 °C | Number of poles | 4 |
| Outside diameter | 11 mm ± 0.4 mm | | |

### General technical data

| | | | |
|---|---|---|---|
| Coding | T-coded | Connection thread | M12 / M12 |
| Contact surface | Gold-plated | Version | pin, angled - bush straight |
| Housing main material | PUR | Insulation resistance | 108 Ω |
| Nominal voltage | 63 V | Nominal current | 12 A |
| AF size | 13 mm | Protection degree | IP67, when screwed in |
| Plugging cycles | ≥ 100 | Pollution severity | 3 |
| Temperature range of housing | -40 ... +85 ° C | Tightening torque | M12: 1.0 Nm |

### Electrical properties

| | | | |
|---|---|---|---|
| Insulation resistance | 108 Ω | Nominal voltage | 63 V |

### General standards

| | | | |
|---|---|---|---|
| Connector standard | IEC 61076-2-111 | Certificate no. (cULus) | E310075 |

# SAIL-M12WM12G-T-3.0H

**Weidmüller Interface GmbH & Co. KG**
Klingenbergstraße 26
D-32758 Detmold
Germany

www.weidmueller.com

## Technical data

### Standards

| | |
|---|---|
| Connector standard | IEC 61076-2-111 |

### Plug, left

| | |
|---|---|
| Plug left | M12, T-coded, IP67,<br>male contact, angled 90°,<br>Plastic, unshielded |

### Plug, right

| | |
|---|---|
| Plug right | M12, T-coded, IP67,<br>female contact, straight,<br>Plastic, unshielded |

### Classifications

| | | | |
|---|---|---|---|
| ETIM 8.0 | EC001855 | ETIM 9.0 | EC001855 |
| ETIM 10.0 | EC001855 | ECLASS 14.0 | 27-06-03-11 |
| ECLASS 15.0 | 27-06-03-11 | | |

**SAIL-M12WM12G-T-3.0H**

**Weidmüller Interface GmbH & Co. KG**
Klingenbergstraße 26
D-32758 Detmold
Germany

www.weidmueller.com

## Drawings

### Dimensioned drawing

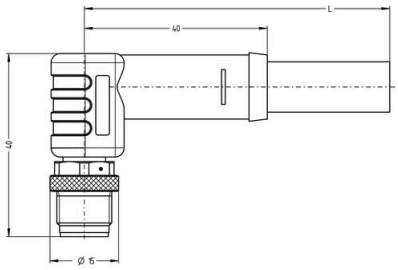


### Dimensioned drawing

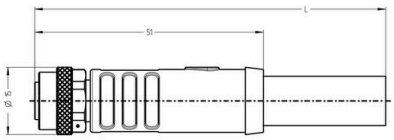


### Pole scheme

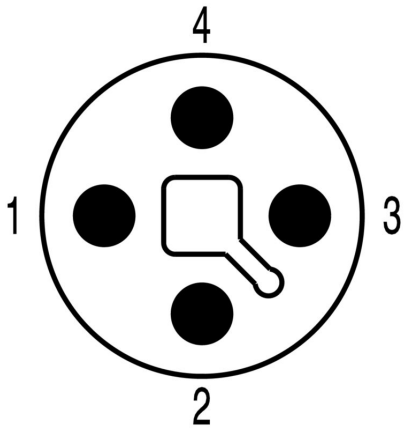


### Pole scheme

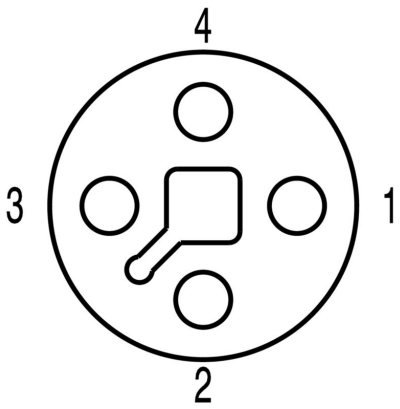


### Wiring diagram

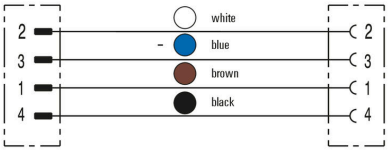


### The ideal tool: Screwty ® with torque function