

SAIL-M12WM12G-T-5.0P**Weidmüller Interface GmbH & Co. KG**

Klingenbergstraße 26

D-32758 Detmold

Germany

www.weidmueller.com



Your peripheral devices should be supplied with greater power. With our new M12 plug-in connector, more than 250 V and 2 A is possible without problems. The compact A-, K-, L-, S- and T-coded M12 plug-in connectors are designed for the transmission of up to 630 V AC or 60 V DC and 12 A.

General ordering data

| | |
|------------|--|
| Version | Power cable, Connecting line, M12 / M12, Number of poles : 4, 5 m, pin, angled - bush straight, Shielded: No, LED: No, Sheath material: PUR, Halogen: No |
| Order No. | 2050820500 |
| Type | SAIL-M12WM12G-T-5.0P |
| GTIN (EAN) | 4050118442229 |
| Qty. | 1 items |

SAIL-M12WM12G-T-5.0P

Weidmüller Interface GmbH & Co. KG
 Klingenbergstraße 26
 D-32758 Detmold
 Germany

www.weidmueller.com

Technical data

Approvals

Approvals



ROHS Conform

UL File Number Search [UL Website](#)

Certificate no. (cULus) E310075

Dimensions and weights

Net weight 300 g

Environmental Product Compliance

RoHS Compliance Status Compliant with exemption

RoHS Exemption (if applicable/known) 6c

REACH SVHC Lead 7439-92-1

SCIP e8d8af70-4c85-4483-bc8c-9bc5b598e2a9

Technical specifications for cable

| | | | |
|--|------------------------|----------------------------------|---------------------------|
| Cable length | 5 m | Sheathing colour | black |
| Suitable for cable carriers | Yes | Core cross-section | 1.5 mm ² |
| Shielded | No | Halogen | No |
| Insulation | PP | Acceleration | 5 m/s ² |
| Bending radius, min., moving | 7.5 x cable diameter | Bending radius, min., stationary | 4 x cable diameter |
| Bending cycles | 10 Mio | Speed | 5 m/s |
| Sheath material | PUR | Configurable cable length | No |
| Outer cladding in accordance with UL AWM style | 20234 (80 °C / 1000 V) | Irradiation crosslinked | No |
| Welding spark resistance | No | Colour coding | black, blue, white, brown |
| Temperature range, stationary | -50...90 °C | Resistant to welding beads | No |
| Temperature range, moving | -40...90 °C | Number of poles | 4 |
| Outside diameter | 9.6 mm ± 0.3 mm | | |

General technical data

| | | | |
|-----------------------|-----------------------------|------------------------------|----------------|
| Coding | T-coded | Connection thread | M12 / M12 |
| Contact surface | Gold-plated | LED | No |
| Version | pin, angled - bush straight | Housing main material | PUR |
| Insulation resistance | 108 Ω | Nominal voltage | 63 V |
| Nominal current | 12 A | AF size | 13 mm |
| Protection degree | IP67, when screwed in | Plugging cycles | ≥ 100 |
| Pollution severity | 3 | Temperature range of housing | -40 ... +85 °C |
| Tightening torque | M12: 1.0 Nm | | |

Electrical properties

Insulation resistance 108 Ω Nominal voltage 63 V

General standards

Connector standard IEC 61076-2-111 Certificate no. (cULus) E310075

SAIL-M12WM12G-T-5.0P

Weidmüller Interface GmbH & Co. KG
 Klingenbergstraße 26
 D-32758 Detmold
 Germany

www.weidmueller.com

Technical data

Standards

| | |
|--------------------|-----------------|
| Connector standard | IEC 61076-2-111 |
|--------------------|-----------------|

Plug, left

| | |
|-----------|---|
| Plug left | M12, T-coded, IP67, male contact, angled 90°, Plastic, unshielded |
|-----------|---|

Plug, right

| | |
|------------|---|
| Plug right | M12, T-coded, IP67, female contact, straight, Plastic, unshielded |
|------------|---|

Classifications

| | | | |
|-------------|-------------|-------------|-------------|
| ETIM 8.0 | EC001855 | ETIM 9.0 | EC001855 |
| ETIM 10.0 | EC001855 | ECLASS 14.0 | 27-06-03-11 |
| ECLASS 15.0 | 27-06-03-11 | | |

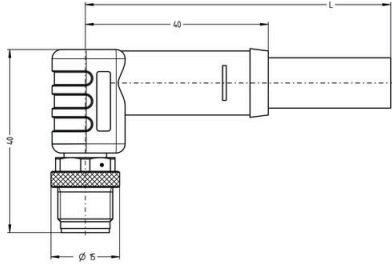
SAIL-M12WM12G-T-5.0P

Weidmüller Interface GmbH & Co. KG
 Klingenbergstraße 26
 D-32758 Detmold
 Germany

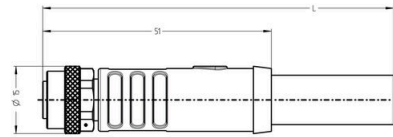
www.weidmueller.com

Drawings

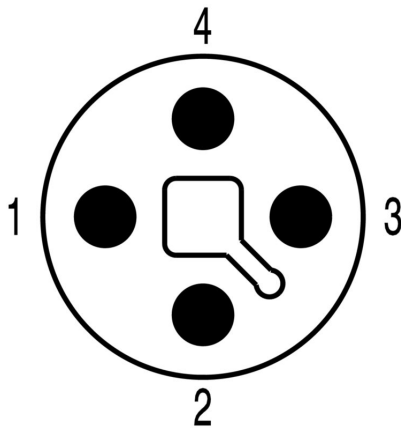
Dimensioned drawing



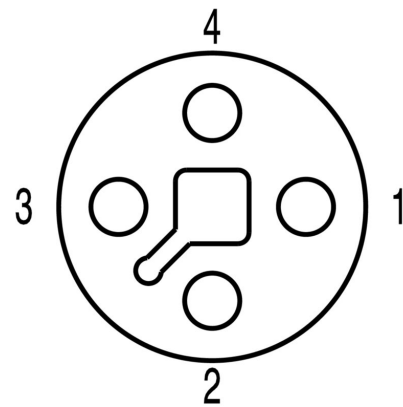
Dimensioned drawing



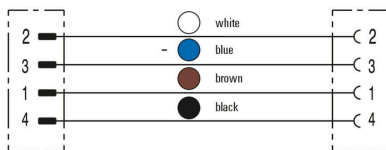
Pole scheme



Pole scheme



Wiring diagram



The ideal tool: Screwty® with torque function

