Data sheet

SAIL-M12GM12G-T-3.0P

Weidmüller Interface GmbH & Co. KG
Klingenbergstraße 26
D-32758 Detmold
Germany

www.weidmueller.com

Your peripheral devices should be supplied with greater power. With our new M12 plug-in connector, more than 250 V and 2 A is possible without problems. The compact A-, K-, L-, S- and T-coded M12 plug-in connectors are designed for the transmission of up to 630 V AC or 60 V DC and 12 A.

General ordering data

Version	Power cable, Connecting line, M12 / M12, Number of poles : 4, 3 m, pin, straight - socket, straight, Shielded: No, LED: No, Sheath material: PUR, Halogen: No
Order No.	2050760300
Type	SAIL-M12GM12G-T-3.0P
GTIN (EAN)	4050118442120
Qty.	1 items

SAIL-M12GM12G-T-3.0P

Weidmüller Interface GmbH & Co. KG
Klingenbergstraße 26
D-32758 Detmold
Germany

www.weidmueller.com

Technical data

Approvals

Approvals	
ROHS	Conform
UL File Number Search	UL Website
Certificate no. (cULus)	E310075

Dimensions and weights

Net weight	200 g

Environmental Product Compliance

RoHS Compliance Status	Compliant with exemption
RoHS Exemption (if applicable/known)	6c
REACH SVHC	Lead 7439-92-1
SCIP	e8d8af70-4c85-4483-bc8c-9bc5b598e2a9

Technical specifications for cable

Cable length	3 m	Sheathing colour	black
Suitable for cable carriers	Yes	Core cross-section	1.5 mm²
Shielded	No	Halogen	No
Insulation	PP	Acceleration	5 m/s²
Bending radius, min., moving	7.5 x cable diameter	Bending radius, min., stationary	4 x cable diameter
Bending cycles	10 Mio	Speed	5 m/s
Sheath material	PUR	Configurable cable length	No
Outer cladding in accordance with UL AWM style	20234 (80 °C / 1000 V)	Irradiation crosslinked	No
Welding spark resistance	No	Colour coding	black, blue, white, brown
Temperature range, stationary	-50...90 °C	Resistant to welding beads	No
Temperature range, moving	-40...90 °C	Number of poles	4
Outside diameter	9.6 mm ± 0.3 mm		

General technical data

Coding	T-coded	Connection thread	M12 / M12
Contact surface	Gold-plated	LED	No
Version	pin, straight - socket, straight	Housing main material	PUR
Insulation resistance	108 Ω	Nominal voltage	63 V
Nominal current	12 A	AF size	13 mm
Protection degree	IP67, when screwed in	Plugging cycles	≥ 100
Pollution severity	3	Temperature range of housing	-40 ... +85 ° C
Tightening torque	M12: 1.0 Nm		

Electrical properties

Insulation resistance	108 Ω	Nominal voltage	63 V

General standards

Connector standard	IEC 61076-2-111	Certificate no. (cULus)	E310075

SAIL-M12GM12G-T-3.0P

Weidmüller Interface GmbH & Co. KG
Klingenbergstraße 26
D-32758 Detmold
Germany

www.weidmueller.com

Technical data

Standards

Connector standard	IEC 61076-2-111

Plug, left

Plug left	M12, T-coded, IP67, male contact, straight, Plastic, unshielded

Plug, right

Plug right	M12, T-coded, IP67, female contact, straight, Plastic, unshielded

Classifications

ETIM 6.0	EC001855	ETIM 7.0	EC001855
ETIM 8.0	EC001855	ETIM 9.0	EC001855
ETIM 10.0	EC001855	ECLASS 9.0	27-06-03-11
ECLASS 9.1	27-06-03-11	ECLASS 10.0	27-06-03-11
ECLASS 11.0	27-06-03-11	ECLASS 12.0	27-06-03-11
ECLASS 13.0	27-06-03-11	ECLASS 14.0	27-06-03-11
ECLASS 15.0	27-06-03-11		

SAIL-M12GM12G-T-3.0P

Weidmüller Interface GmbH & Co. KG
Klingenbergstraße 26
D-32758 Detmold
Germany

www.weidmueller.com

Drawings

Dimensioned drawing

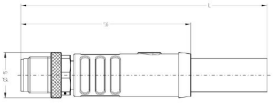

Dimensioned drawing

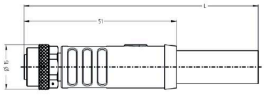

Pole scheme

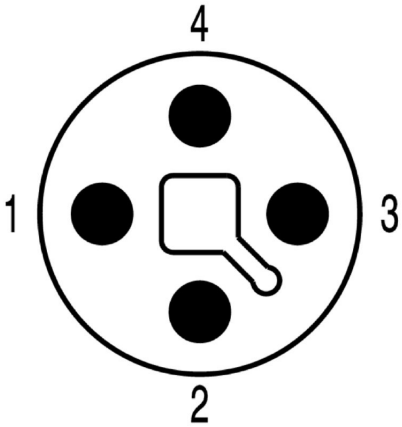

Pole scheme

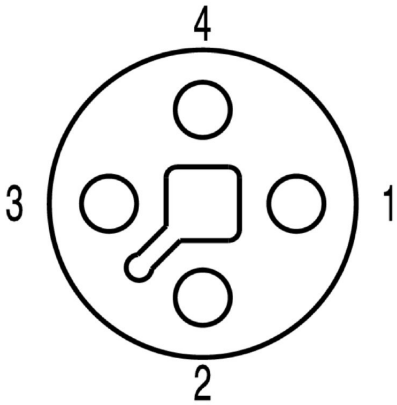

Wiring diagram

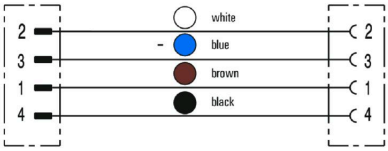

The ideal tool: Screwty ® with torque function