

**SAIL-M12BG-S-3.0P****Weidmüller Interface GmbH & Co. KG**Klingenbergstraße 26  
D-32758 Detmold  
Germany

www.weidmueller.com



Your peripheral devices should be supplied with greater power. With our new M12 plug-in connector, more than 250 V and 2 A is possible without problems. The compact A-, K-, L-, S- and T-coded M12 plug-in connectors are designed for the transmission of up to 630 V AC or 60 V DC and 12 A.

**General ordering data**

Version	Power cable, One end without connector, M12, Number of poles : 4 (3 + PE), 3 m, Female socket, straight, Shielded: No, LED: No, Sheath material: PUR, Halogen: No
Order No.	<a href="#">2050160300</a>
Type	SAIL-M12BG-S-3.0P
GTIN (EAN)	4050118441451
Qty.	1 items

## SAIL-M12BG-S-3.0P

Weidmüller Interface GmbH & Co. KG  
Klingenbergstraße 26  
D-32758 Detmold  
Germany

www.weidmueller.com

## Technical data

## Approvals

Approvals



ROHS Conform

UL File Number Search [UL Website](#)

Certificate no. (cULus) E310075

## Dimensions and weights

Net weight 200 g

## Environmental Product Compliance

RoHS Compliance Status Compliant with exemption

RoHS Exemption (if applicable/known) 6c

REACH SVHC Lead 7439-92-1

SCIP e8d8af70-4c85-4483-bc8c-9bc5b598e2a9

## Technical specifications for cable

Cable length	3 m	Sheathing colour	black
PE function	Yes	Suitable for cable carriers	Yes
Core cross-section	1.5 mm <sup>2</sup>	Shielded	No
Halogen	No	Insulation	PP
Acceleration	5 m/s <sup>2</sup>	Bending radius, min., moving	7.5 x cable diameter
Bending radius, min., stationary	4 x cable diameter	Bending cycles	10 Mio
Speed	5 m/s	Sheath material	PUR
Configurable cable length	No	Outer cladding in accordance with UL AWM style	20234 (80 °C / 1000 V)
Irradiation crosslinked	No	Welding spark resistance	No
Colour coding	grey, black, brown, Green/yellow	Temperature range, stationary	-50...80 °C
Resistant to welding beads	No	Temperature range, moving	-40...80 °C
Number of poles	4 (3 + PE)	Outside diameter	9.6 mm ± 0.3 mm

## General technical data

Coding	S-coded	Connection thread	M12
Contact surface	Gold-plated	LED	No
Version	Female socket, straight	Housing main material	PUR
Insulation resistance	108 Ω	Nominal voltage	600 V
Nominal current	12 A	AF size	13 mm
Protection degree	IP67, when screwed in	Plugging cycles	≥ 100
Pollution severity	3	Temperature range of housing	-40 ... +85 °C
Tightening torque	M12: 1.0 Nm		

## Electrical properties

Insulation resistance 108 Ω      Nominal voltage 600 V

## General standards

Connector standard IEC 61076-2-111      Certificate no. (cULus) E310075

**SAIL-M12BG-S-3.0P**

**Weidmüller Interface GmbH & Co. KG**  
 Klingenbergstraße 26  
 D-32758 Detmold  
 Germany

[www.weidmueller.com](http://www.weidmueller.com)

**Technical data**

**Standards**

Connector standard	IEC 61076-2-111
--------------------	-----------------

**Plug, left**

Plug left	M12, S-coded, IP67, female contact, straight, Plastic, unshielded
-----------	---

**Plug, right**

Plug right	free conductor end
------------	--------------------

**Classifications**

ETIM 8.0	EC001855	ETIM 9.0	EC001855
ETIM 10.0	EC001855	ECLASS 14.0	27-06-03-11
ECLASS 15.0	27-06-03-11		

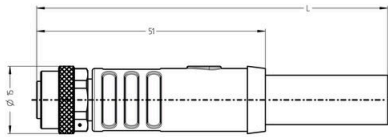
**SAIL-M12BG-S-3.0P**

**Weidmüller Interface GmbH & Co. KG**  
Klingenbergstraße 26  
D-32758 Detmold  
Germany

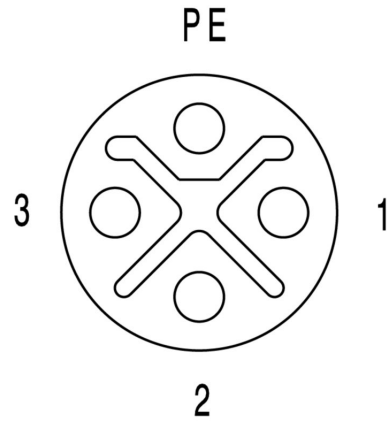
[www.weidmueller.com](http://www.weidmueller.com)

**Drawings**

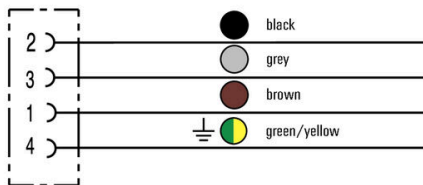
**Dimensioned drawing**



**Pole scheme**



**Wiring diagram**



**The ideal tool: Screwty® with torque function**

