

SAIL-M12GM12G-S3-6.OP

Weidmüller Interface GmbH & Co. KG

Klingenbergstraße 26

D-32758 Detmold

Germany

www.weidmueller.com



Your peripheral devices should be supplied with greater power. With our new M12 plug-in connector, more than 250 V and 2 A is possible without problems. The compact A-, K-, L-, S- and T-coded M12 plug-in connectors are designed for the transmission of up to 630 V AC or 60 V DC and 12 A.

General ordering data

Version	Power cable, Connecting line, M12 / M12, Number of poles : 3 (2 + PE), 6 m, pin, straight - socket, straight, Shielded: No, LED: No, Sheath material: PUR, Halogen: No
Order No.	2050060600
Type	SAIL-M12GM12G-S3-6.OP
GTIN (EAN)	4050118661736
Qty.	1 items

SAIL-M12GM12G-S3-6.0P

Weidmüller Interface GmbH & Co. KG
 Klingenbergstraße 26
 D-32758 Detmold
 Germany

www.weidmueller.com

Technical data**Approvals**

Approvals



ROHS Conform

UL File Number Search [UL Website](#)

Certificate no. (cULus) E310075

Dimensions and weights

Net weight 635 g

Environmental Product Compliance

RoHS Compliance Status Compliant

REACH SVHC Lead 7439-92-1

SCIP e8d8af70-4c85-4483-bc8c-9bc5b598e2a9

Technical specifications for cable

Cable length	6 m	Sheathing colour	black
PE function	Yes	Suitable for cable carriers	Yes
Core cross-section	1.5 mm ²	Shielded	No
Halogen	No	Insulation	PP
Acceleration	5 m/s ²	Bending radius, min., moving	7.5 x cable diameter
Bending radius, min., stationary	4 x cable diameter	Bending cycles	10 Mio
Speed	5 m/s	Sheath material	PUR
Configurable cable length	No	Outer cladding in accordance with UL AWM style	20234 (80 °C / 1000 V)
Irradiation crosslinked	No	Welding spark resistance	No
Colour coding	blue, brown, Green/yellow	Temperature range, stationary	-50...80 °C
Resistant to welding beads	No	Temperature range, moving	-40...80 °C
Number of poles	3 (2 + PE)	Outside diameter	8.5 mm ± 0.3 mm

General technical data

Coding	S-coded	Connection thread	M12 / M12
Contact surface	Gold-plated	LED	No
Version	pin, straight - socket, straight	Housing main material	PUR
Insulation resistance	108 Ω	Nominal voltage	600 V
Nominal current	12 A	AF size	13 mm
Protection degree	IP67, when screwed in	Plugging cycles	≥ 100
Pollution severity	3	Temperature range of housing	-40 ... +85 °C
Tightening torque	M12: 1.0 Nm		

Electrical properties

Insulation resistance 108 Ω Nominal voltage 600 V

General standards

Certificate no. (cULus) E310075

SAIL-M12GM12G-S3-6.0P

Weidmüller Interface GmbH & Co. KG
Klingenbergstraße 26
D-32758 Detmold
Germany

www.weidmueller.com

Technical data**Plug, left**

Plug left	M12, S-coded, IP67, male contact, straight, Plastic, unshielded
-----------	---

Plug, right

Plug right	M12, S-coded, IP67, female contact, straight, Plastic, unshielded
------------	---

Classifications

ETIM 8.0	EC001855	ETIM 9.0	EC001855
ETIM 10.0	EC001855	ECLASS 14.0	27-06-03-11
ECLASS 15.0	27-06-03-11		

SAIL-M12GM12G-S3-6.0P

Weidmüller Interface GmbH & Co. KG
 Klingenbergstraße 26
 D-32758 Detmold
 Germany

www.weidmueller.com

Drawings

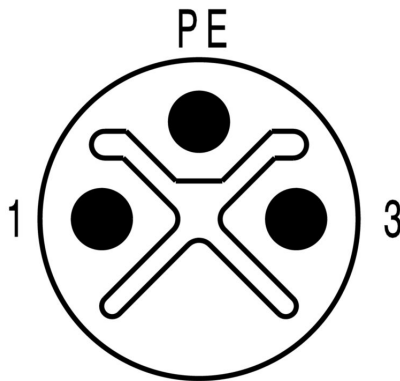
Dimensioned drawing



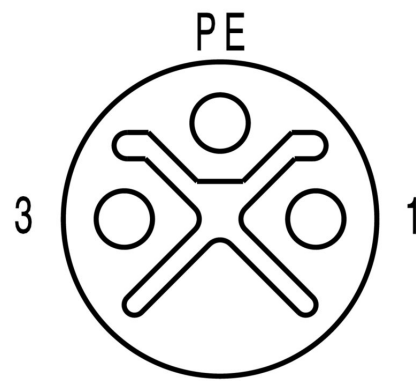
Dimensioned drawing



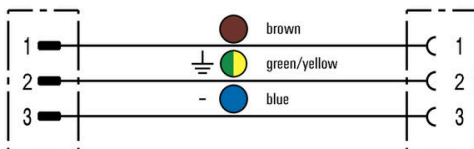
Pole scheme



Pole scheme



Wiring diagram



The ideal tool: Screwty® with torque function

