Data sheet

SAIL-M12W-S3-5.0P

Weidmüller Interface GmbH & Co. KG
Klingenbergstraße 26
D-32758 Detmold
Germany

www.weidmueller.com



Your peripheral devices should be supplied with greater power. With our new M12 plug-in connector, more than 250 V and 2 A is possible without problems. The compact A-, K-, L-, S- and T-coded M12 plug-in connectors are designed for the transmission of up to 630 V AC or 60 V DC and 12 A.

General ordering data

Version	Power cable, One end without connector, M12, Number of poles : 3 (2 + PE), 5 m, pin, 90°, Shielded: No, LED: No, Sheath material: PUR, Halogen: No
Order No.	2050050500
Type	SAIL-M12W-S3-5.0P
GTIN (EAN)	4050118441307
Qty.	1 items

Data sheet

SAIL-M12W-S3-5.0P

Weidmüller Interface GmbH & Co. KG
Klingenbergstraße 26
D-32758 Detmold
Germany

www.weidmueller.com

Technical data

Approvals

Approvals	
ROHS	Conform
UL File Number Search	UL Website
Certificate no. (cULus)	E310075

Dimensions and weights

Net weight	300 g

Environmental Product Compliance

RoHS Compliance Status	Compliant with exemption
RoHS Exemption (if applicable/known)	6c
REACH SVHC	Lead 7439-92-1
SCIP	e8d8af70-4c85-4483-bc8c-9bc5b598e2a9

Technical specifications for cable

Cable length	5 m	Sheathing colour	black
PE function	Yes	Suitable for cable carriers	Yes
Core cross-section	1.5 mm²	Number of wires	3
Shielded	No	Halogen	No
Insulation	PP	Acceleration	5 m/s²
Bending radius, min., moving	7.5 x cable diameter	Bending radius, min., stationary	4 x cable diameter
Bending cycles	10 Mio	Speed	5 m/s
Sheath material	PUR	Cable length configurable	No
Outer cladding in accordance with UL AWM style	20234 (80 °C / 1000 V)	Type is hybrid cable	No
Irradiation crosslinked	No	Welding spark resistance	No
Colour coding	blue, brown, Green/yellow	Temperature range, stationary	-40...80 °C
Resistant to welding beads	No	Temperature range, moving	-30...80 °C
Number of poles	3 (2 + PE)		

General technical data

Coding	S-coded	Connection thread	M12
Contact surface	Gold-plated	LED	No
Version	pin, 90°	Housing main material	PUR
Insulation resistance	108 Ω	Contact material	CuZn
Nominal voltage	600 V	Nominal current	12 A
AF size	13 mm	Protection degree	IP65, IP67, IP68, when screwed in
Plugging cycles	≥ 100	Pollution severity	3
Threaded ring material	Nickel-plated CuZn	Temperature range of housing	-30...+90 °C
Tightening torque	M12: 1.0 Nm		

Electrical properties

Insulation resistance	108 Ω	Nominal voltage	600 V

SAIL-M12W-S3-5.0P

Weidmüller Interface GmbH & Co. KG
Klingenbergstraße 26
D-32758 Detmold
Germany

www.weidmueller.com

Technical data

General standards

Connector standard	IEC 61076-2-111	Certificate no. (cULus)	E310075

Standards

Connector standard	IEC 61076-2-111

Plug, left

Plug left	M12, S-coded, Number of poles: 3, male contact, angled 0°, plug, unshielded

Plug, right

Plug right	Free conductor end

Classifications

ETIM 8.0	EC001855	ETIM 9.0	EC001855
ETIM 10.0	EC001855	ECLASS 14.0	27-06-03-11
ECLASS 15.0	27-06-03-11		

SAIL-M12W-S3-5.0P

Weidmüller Interface GmbH & Co. KG
Klingenbergstraße 26
D-32758 Detmold
Germany

www.weidmueller.com

Drawings

Dimensioned drawing

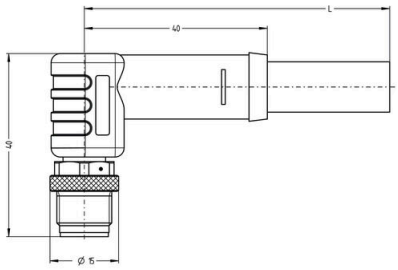

Pole scheme

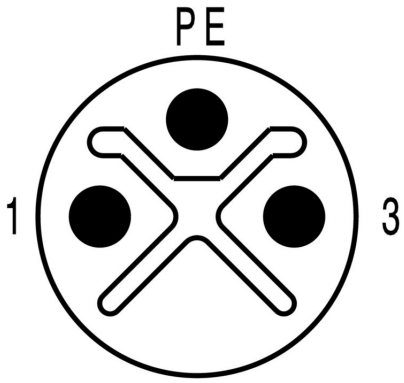

Wiring diagram

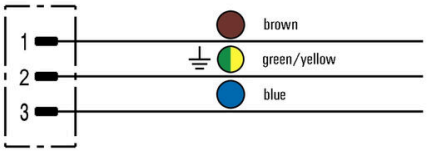

The ideal tool: Screwty ® with torque function

