

SAIP-M12GM12SG-5-5.0U


Weidmüller Interface GmbH & Co. KG

Klingenbergstraße 26

D-32758 Detmold

Germany

www.weidmueller.com



Sensor/actuator cables are used for wiring sensors and actuators and for transmitting data or power in various applications. The moulded cable offers connected and tested connection of the plug-in connector to the cable ex-works. The cables may be exposed to a wide range of conditions, such as humidity, dust, heat, cold, shock or vibration.

Our developers have focused specifically on this issue and designed a host of different M8 and M12 sensor-actuator cables so you are bound to find the solution you need for your application.

The M8 and M12 sensor-actuator cables are supplied as standard with brass nickel-plated nuts. However if you are looking to use our products in an extremely harsh environment, we can also supply a variant with a plastic nut. This enables use in environments where cables with nickel-plated M8 and M12 nuts would rust.

Is there something you have not managed to find or you feel needs explanation? Talk to us!

General ordering data

| | |
|------------|--|
| Version | Sensor/actuator line, Connecting line, M12 / M12, Number of poles : 5, 5 m, Shielded: No, LED: No, Sheath material: PUR, Halogen: No |
| Order No. | 2028150500 |
| Type | SAIP-M12GM12SG-5-5.0U |
| GTIN (EAN) | 4050118423709 |
| Qty. | 1 items |

SAIP-M12GM12SG-5-5.0U

Weidmüller Interface GmbH & Co. KG

Klingenbergstraße 26

D-32758 Detmold

Germany

www.weidmueller.com

Technical data

Approvals

Approvals



ROHS Conform

Dimensions and weights

Net weight 177.76 g

Environmental Product Compliance

| | |
|--------------------------------------|--------------------------------------|
| RoHS Compliance Status | Compliant with exemption |
| RoHS Exemption (if applicable/known) | 6c |
| REACH SVHC | Lead 7439-92-1 |
| SCIP | 1c533b66-fcff-4da5-b89f-fd55fbf5cb55 |

Technical specifications for cable

| | | | |
|--------------------------------------|-----------------------|--|--|
| Cable length | 5 m | Sheathing colour | black (similar to RAL 9005) |
| Resistance to oils | Yes | Suitable for cable carriers | Yes |
| Core cross-section | 0.34 mm ² | Number of wires | 5 |
| Shielded | No | Halogen | No |
| Insulation | PP | Acceleration | 5 m/s ² |
| Bending radius, min., moving | 10 x cable diameter | Bending radius, min., stationary | 5 x cable diameter |
| Bending cycles | 12 Mio | Resistance to spread of flame | In accordance with UL1581 UL / CUL FT2, in accordance with IEC 60332-2-2 |
| Speed | 3.33 m/s | Sheath material | PUR |
| Configurable cable length | No | LABS-free | Yes |
| Hydrolysis and microbe resistant | Yes | Outer cladding in accordance with UL AWM style | 20549 (80 °C / 300 V) |
| Core in accordance with UL AWM style | 10493 (80 °C / 300 V) | Irradiation crosslinked | No |
| Welding spark resistance | No | Colour coding | brown, white, blue, black, grey |
| Torsion resistance | 180 °/m | Temperature range, stationary | -50...80 °C |
| Resistant to welding beads | No | Bending cycles at torsion | > 5 Mio. |
| Temperature range, moving | -25...60 °C | Length of torsion | 1 m |
| Number of poles | 5 | Outside diameter | 4.7 mm ± 0.15 mm |

General technical data

| | | | |
|------------------------|---|------------------------------|--------------|
| Coding | A-coded | Connection thread | M12 / M12 |
| Contact surface | Gold-plated | LED | No |
| Housing main material | PUR | Insulation resistance | 108 Ω |
| Nominal voltage | 60 V | Nominal current | 4 A |
| Protection degree | IP65, IP66, IP67, IP68, when screwed in | Plugging cycles | ≥ 100 |
| Pollution severity | 3 | jumpered | No |
| Threaded ring material | Plastic | Temperature range of housing | -25...+85 °C |

Electrical properties

| | | | |
|-----------------------|-------|-----------------|------|
| Insulation resistance | 108 Ω | Nominal voltage | 60 V |
|-----------------------|-------|-----------------|------|

SAIP-M12GM12SG-5-5.0U

Weidmüller Interface GmbH & Co. KG
 Klingenbergstraße 26
 D-32758 Detmold
 Germany

www.weidmueller.com

Technical data

General standards

| | |
|--------------------|-----------------|
| Connector standard | IEC 61076-2-101 |
|--------------------|-----------------|

Standards

| | |
|--------------------|-----------------|
| Connector standard | IEC 61076-2-101 |
|--------------------|-----------------|

Plug, left

| | |
|-----------|--|
| Plug left | connector, M12, A-coded, Number of poles: 5, male contact, straight, unshielded |
|-----------|--|

Plug, right

| | |
|------------|--|
| Plug right | connector, M12, A-coded, Number of poles: 5, male contact, straight, unshielded |
|------------|--|

Classifications

| | | | |
|-------------|-------------|-------------|-------------|
| ETIM 8.0 | EC001855 | ETIM 9.0 | EC001855 |
| ETIM 10.0 | EC001855 | ECLASS 14.0 | 27-06-03-11 |
| ECLASS 15.0 | 27-06-03-11 | | |

SAIP-M12GM12SG-5-5.0U

Weidmüller Interface GmbH & Co. KG
Klingenbergstraße 26
D-32758 Detmold
Germany

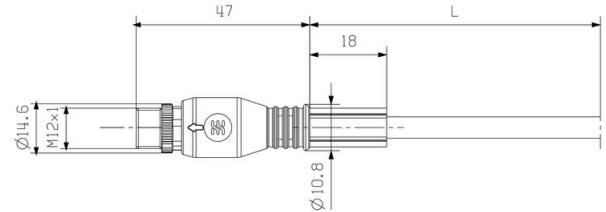
Drawings

www.weidmueller.com

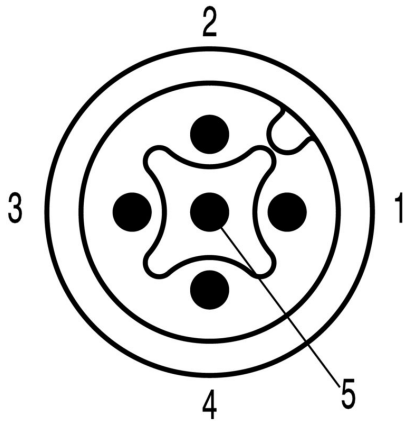
Dimensioned drawing



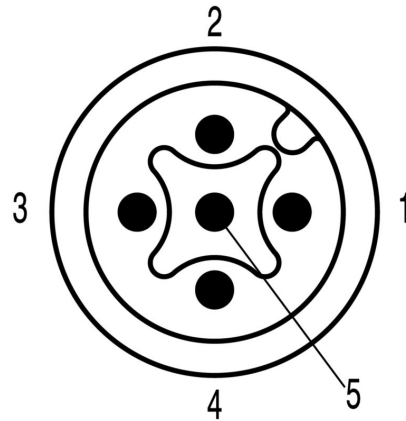
Dimensioned drawing



Pole scheme



Pole scheme



Wiring diagram

The ideal tool: Screwty® with torque function



Light, securely screwed-in round plug-in connectors. Screwty set DM / VPE: 1 / Order No.: 1920000000 Adapters: M12, M12 F, M8, M8 F