


A2C 6 BL**Weidmüller Interface GmbH & Co. KG**Klingenbergstraße 26
D-32758 Detmold
Germany

www.weidmueller.com

Product image

To feed through power, signal, and data is the classical requirement in electrical engineering and panel building. The insulating material, the connection system and the design of the terminal blocks are the differentiating features. A feed-through terminal block is suitable for joining and/or connecting one or more conductors. They could have one or more connection levels that are on the same potential or insulated against one another.

General ordering data

Version	Feed-through terminal, PUSH IN, 6 mm ² , 800 V, 41 A, blue
Order No.	1991790000
Type	A2C 6 BL
GTIN (EAN)	4050118376494
Qty.	50 items

A2C 6 BL

Weidmüller Interface GmbH & Co. KG
 Klingenbergstraße 26
 D-32758 Detmold
 Germany

www.weidmueller.com

Technical data

Approvals

Approvals



ROHS	Conform
UL File Number Search	UL Website
Certificate No. (cURus)	E60693
Certificate No. (cURusEX)	E184763

Dimensions and weights

Depth	45.5 mm	Depth (inches)	1.7913 inch
Depth including DIN rail	46 mm	Height	66.5 mm
Height (inches)	2.6181 inch	Width	8.1 mm
Width (inches)	0.3189 inch	Net weight	16.37 g

Temperatures

Storage temperature	-25 °C...55 °C	Ambient temperature	-5 °C...40 °C
Continuous operating temp., min.	-60 °C	Continuous operating temp., max.	130 °C

Environmental Product Compliance

RoHS Compliance Status	Compliant without exemption
REACH SVHC	No SVHC above 0.1 wt%

Material data

Basic material	Wemid	Colour	blue
Colour of operational elements	orange	UL 94 flammability rating	V-0

Rating data IECEx/ATEX

Certificate No. (ATEX)	TUEV16ATEX7909U	Certificate No. (IECEX)	IECEXTUR16.0036U
Max. voltage (ATEX)	550 V	Current (ATEX)	37 A
Wire cross section max. (ATEX)	6 mm ²	Max. voltage (IECEX)	550 V
Current (IECEX)	37 A	Wire cross section max. (IECEX)	6 mm ²
Marking EN 60079-7	Ex eb II C Gb	Ex 2014/34/EU label	II 2 G D

System specifications

End cover plate required	Yes	Number of potentials	1
Number of levels	1	Number of clamping points per level	2
Number of potentials per tier	1	Levels cross-connected internally	No
PE connection	No	Mounting rail	TS 35
N-function	No	PE function	No
PEN function	No		

A2C 6 BL

Weidmüller Interface GmbH & Co. KG

Klingenbergstraße 26

D-32758 Detmold

Germany

www.weidmueller.com

Technical data

Additional technical data

With snap-in pegs	No	Open sides	right
Snap-on	No	Type of fixing	Snap-on
Installation advice	Rail	Explosion-tested version	Yes
Type of mounting	TS 35		

CSA rating data

Wire cross section max. (CSA)	8 AWG	Voltage size C (CSA)	600 V
Current size C (CSA)	38 A	Certificate No. (CSA)	200039-70089609
Voltage size B (CSA)	600 V	Current size B (CSA)	38 A
Voltage size D (CSA)	600 V	Current size D (CSA)	5 A
Wire cross section min. (CSA)	22 AWG		

Conductors for clamping (additional connection)

Connection type, additional connection PUSH IN

Conductors for clamping (rated connection)

Gauge to IEC 60947-1	A5
Wire connection cross section AWG, max.	AWG 8
Connection direction	top
Stripping length	12 mm
Type of connection	PUSH IN
Number of connections	2
Clamping range, max.	10 mm ²
Clamping range, min.	0.34 mm ²
Blade size	1.0 x 5.5 mm
Wire connection cross section AWG, min.	AWG 22
Wire connection cross-section, finely stranded with wire-end ferrules DIN 46228/4, max.	6 mm ²
Wire connection cross-section, finely stranded with wire-end ferrules DIN 46228/4, min.	0.34 mm ²
Wire connection cross-section, finely stranded with wire-end ferrules DIN 46228/1, max.	10 mm ²
Wire connection cross-section, finely stranded with wire-end ferrules DIN 46228/1, min.	0.34 mm ²
Wire connection cross section, finely stranded, max.	10 mm ²
Wire connection cross section, finely stranded, min.	0.34 mm ²
Connection cross-section, stranded, max.	6 mm ²
Connection cross-section, stranded, min.	0.34 mm ²
Twin wire-end ferrules, max.	1.5 mm ²
Twin wire-end ferrules, min.	0.5 mm ²
Wire connection cross-section, solid core, max.	6 mm ²
Wire connection cross-section, solid core, min.	0.34 mm ²
Connection cross-section, finely stranded, min.	0.34 mm ²

A2C 6 BL

Weidmüller Interface GmbH & Co. KG
 Klingenbergstraße 26
 D-32758 Detmold
 Germany

www.weidmueller.com

Technical data

Tube length for wire-end ferrule with plastic collar DIN 46228/4	Tube length	min.	10 mm	
		max.	12 mm	
	Cross-section for conductor connection	min.	0.5 mm ²	
		max.	1 mm ²	
	Tube length	min.	10 mm	
		max.	18 mm	
	Cross-section for conductor connection	nominal	1.5 mm ²	
	Tube length	min.	12 mm	
		max.	18 mm	
	Cross-section for conductor connection	nominal	2.5 mm ²	
	Tube length	min.	10 mm	
		max.	18 mm	
Cross-section for conductor connection	min.	4 mm ²		
	max.	6 mm ²		
Tube length for twin wire-end ferrule	Tube length	min.	10 mm	
		max.	12 mm	
	Cross-section for conductor connection	nominal	0.5 mm ²	
	Tube length	min.	10 mm	
		max.	18 mm	
	Cross-section for conductor connection	nominal	0.75 mm ²	
	Tube length	min.	12 mm	
		max.	18 mm	
	Cross-section for conductor connection	min.	1 mm ²	
		max.	1.5 mm ²	
	Tube length for wire-end ferrule without plastic collar DIN 46228/1	Tube length	nominal	10 mm
		Cross-section for conductor connection	min.	0.5 mm ²
max.			1 mm ²	
Tube length		min.	10 mm	
Cross-section for conductor connection		min.	1.5 mm ²	
		max.	2.5 mm ²	
Tube length		min.	12 mm	
		max.	18 mm	
Cross-section for conductor connection		nominal	4 mm ²	
Tube length		min.	10 mm	
		max.	18 mm	
Cross-section for conductor connection		min.	6 mm ²	
	max.	10 mm ²		
Tube length for wire-end ferrule with plastic collar acc. to cross-section	Cross-section, min.	0.5 mm ²		
	Cross-section, max.	1 mm ²		
	Tube length, min.	10 mm		
	Tube length, max.	12 mm		
	Cross-section, min.	1.5 mm ²		
	Cross-section, max.	1.5 mm ²		
	Tube length, min.	10 mm		
	Tube length, max.	18 mm		
	Cross-section, min.	2.5 mm ²		
	Cross-section, max.	2.5 mm ²		
	Tube length, min.	12 mm		
	Tube length, max.	18 mm		
Cross-section, min.	4 mm ²			
Cross-section, max.	6 mm ²			
Tube length, min.	10 mm			
Tube length, max.	18 mm			
Tube length for wire-end ferrule without plastic collar acc. to cross-section	Cross-section, min.	0.5 mm ²		
	Cross-section, max.	1 mm ²		
	Tube length, min.	10 mm		
	Tube length, max.	10 mm		
	Cross-section, min.	1.5 mm ²		

A2C 6 BL

Weidmüller Interface GmbH & Co. KG

Klingenbergstraße 26
D-32758 Detmold
Germany

www.weidmueller.com

Technical data

	Cross-section, max.	2.5 mm ²
	Tube length, min.	10 mm
	Tube length, max.	18 mm
	Cross-section, min.	4 mm ²
	Cross-section, max.	4 mm ²
	Tube length, min.	12 mm
	Tube length, max.	18 mm
	Cross-section, min.	6 mm ²
	Cross-section, max.	6 mm ²
	Tube length, min.	10 mm
	Tube length, max.	18 mm
Tube length for twin wire-end ferrule acc. to cross-section	Cross-section, min.	0.5 mm ²
	Cross-section, max.	0.5 mm ²
	Tube length, min.	10 mm
	Tube length, max.	12 mm
	Cross-section, min.	0.75 mm ²
	Cross-section, max.	0.75 mm ²
	Tube length, min.	10 mm
	Tube length, max.	18 mm
	Cross-section, min.	1 mm ²
	Cross-section, max.	1.5 mm ²
	Tube length, min.	10 mm
	Tube length, max.	18 mm

General

Wire connection cross section AWG, max.	AWG 8	Installation advice	Rail
Wire connection cross section AWG, min.	AWG 22	Standards	IEC 60947-7-1
Mounting rail	TS 35		

Rating data

Rated cross-section	6 mm ²	Rated voltage	800 V
Rated DC voltage	800 V	Nominal current	41 A
Current at maximum wires	41 A	Standards	IEC 60947-7-1
Volume resistance according to IEC 60947-7-x	0.78 mΩ	Rated impulse withstand voltage	8 kV
Power loss in accordance with IEC 60947-7-x	1.31 W	Surge voltage category	III
Pollution severity	3		

UL rating data

Conductor size Factory wiring max. (cURus)	8 AWG	Voltage size B (cURus)	600 V
Voltage size D (cURus)	600 V	Certificate No. (cURus)	E60693
Conductor size Field wiring min. (cURus)	22 AWG	Conductor size Factory wiring min. (cURus)	22 AWG
Current size B (cURus)	38 A	Voltage size C (cURus)	600 V
Current size C (cURus)	38 A	Current size D (cURus)	5 A
Conductor size Field wiring max. (cURus)	8 AWG		

Classifications

ETIM 8.0	EC000897	ETIM 9.0	EC000897
ETIM 10.0	EC000897	ECLASS 14.0	27-25-01-01
ECLASS 15.0	27-25-01-01		

Drawings



A2C 6 BL

Weidmüller Interface GmbH & Co. KG
 Klingenbergstraße 26
 D-32758 Detmold
 Germany

www.weidmueller.com

Accessories

End plates and partition plates



Partition plates and end plates are essential accessories for terminal blocks. Partition plates provide optical and electrical separation of different potentials and functional groups, increasing safety and ensuring a clear structure inside the control cabinet. End plates close the terminal block row on the sides, protect against contact with live parts, and ensure a clean, stable finish. Both components are precisely matched to the respective Weidmüller terminal block series, contributing to safe, compliant, and professional wiring.

General ordering data

Type	AEP 2C 6	Version
Order No.	1991970000	A-series, End plate
GTIN (EAN)	4050118376692	
Qty.	50 ST	
Type	AEP 2C 6 BL	Version
Order No.	1991950000	A-series, End plate
GTIN (EAN)	4050118376739	
Qty.	50 ST	
Type	AEP 2C 6 OR	Version
Order No.	2052520000	A-series, End plate
GTIN (EAN)	4050118412123	
Qty.	50 ST	

End bracket



Weidmüller's range of products includes end brackets that guarantee a permanent, reliable mounting on the terminal rail and prevent sliding. Versions with and without screws are available. The end brackets include marking options, also for group markers, and also a test plug holder.

General ordering data

Type	AEB 35 SC/1	Version
Order No.	1991920000	A-series, End bracket
GTIN (EAN)	4050118376722	
Qty.	50 ST	

A2C 6 BL

Weidmüller Interface GmbH & Co. KG

Klingenbergstraße 26

D-32758 Detmold

Germany

www.weidmueller.com

Accessories

Testadapter and testsockets



Test adapters and test plugs are used for the electrical connection between terminal blocks and the test equipment. In this way, an electrical contact can be established in the wired state and measurements can be done easily.

General ordering data

Type	ATPG 6 MI-R	Version
Order No.	1991930000	Test adapter (terminal), 1.5 mm ² , 250 V, 0.2 A
GTIN (EAN)	4050118376555	
Qty.	50 ST	
Type	ATPG 1.5-10 L	Version
Order No.	1991890000	Test adapter (terminal), 1.5 mm ² , 250 V, 0.2 A
GTIN (EAN)	4050118376647	
Qty.	50 ST	

Cross-connections



The distribution or multiplication of a potential to adjoining terminal blocks is realized via a cross-connection. Additional wiring effort can be easily avoided. Even if the poles are broken out, contact reliability in the terminal blocks is still ensured. Our portfolio offers pluggable and screwable cross-connection systems for modular terminal blocks.

General ordering data

Type	ZQV 6N/2	Version
Order No.	1985740000	Cross-connector (terminal), Plugged, orange, 41 A, Number of poles: 2, Pitch in mm (P): 8.00, Insulated: Yes, Width: 13.7 mm
GTIN (EAN)	4050118370362	
Qty.	60 ST	
Type	ZQV 6N/2 BL	Version
Order No.	1985830000	Cross-connector (terminal), Plugged, blue, 41 A, Number of poles: 2, Pitch in mm (P): 8.00, Insulated: Yes, Width: 13.7 mm
GTIN (EAN)	4050118370232	
Qty.	60 ST	
Type	ZQV 6N/3	Version
Order No.	1985760000	Cross-connector (terminal), Plugged, orange, 41 A, Number of poles: 3, Pitch in mm (P): 8.00, Insulated: Yes, Width: 21.8 mm
GTIN (EAN)	4050118370263	
Qty.	60 ST	
Type	ZQV 6N/3 BL	Version
Order No.	1985840000	Cross-connector (terminal), Plugged, blue, 41 A, Number of poles: 3, Pitch in mm (P): 8.00, Insulated: Yes, Width: 21.8 mm
GTIN (EAN)	4050118370379	
Qty.	60 ST	

A2C 6 BL

Weidmüller Interface GmbH & Co. KG

Klingenbergstraße 26

D-32758 Detmold

Germany

www.weidmueller.com

Accessories

Type	ZQV 6N/4	Version
Order No.	1985780000	Cross-connector (terminal), Plugged, orange, 41 A, Number of poles:
GTIN (EAN)	4050118370287	4, Pitch in mm (P): 8.00, Insulated: Yes, Width: 29.9 mm
Qty.	60 ST	
Type	ZQV 6N/4 BL	Version
Order No.	1985850000	Cross-connector (terminal), Plugged, blue, 41 A, Number of poles: 4,
GTIN (EAN)	4050118370447	Pitch in mm (P): 8.00, Insulated: Yes, Width: 29.9 mm
Qty.	60 ST	

Blank



The Dekafix (DEK) marker is the universal marker for all conductor and plug-in connectors as well as for electronic sub-assemblies. The system is ideal for short number sequences and covers a wide range of ready-printed markers.

Strips for fast installation in only one work step. The printing is easy to read, rich in contrast and available in various widths.

- Large range of ready-to-use markers
 - Strips for fast installation
 - Terminal markers, suitable for all Weidmüller cable connectors
 - Available as blank MultiCard or with standard printing
- For custom printing: Please send us a file of our labeling software M-Print PRO or M-Print PRO Online (without installation) for your labeling specifications.

General ordering data

Type	DEK 5/8 MC NE WS	Version
Order No.	1856740000	Dekafix, Terminal marker, 5 x 8 mm, Pitch in mm (P): 8.00
GTIN (EAN)	4032248400850	Weidmueller, white
Qty.	800 ST	

Custom printing



The Dekafix (DEK) marker is the universal marker for all conductor and plug-in connectors as well as for electronic sub-assemblies. The system is ideal for short number sequences and covers a wide range of ready-printed markers.

Strips for fast installation in only one work step. The printing is easy to read, rich in contrast and available in various widths.

- Large range of ready-to-use markers
 - Strips for fast installation
 - Terminal markers, suitable for all Weidmüller cable connectors
 - Available as blank MultiCard or with standard printing
- For custom printing: Please send us a file of our labeling software M-Print PRO or M-Print PRO Online (without installation) for your labeling specifications.

A2C 6 BL

Weidmüller Interface GmbH & Co. KG

Klingenbergstraße 26

D-32758 Detmold

Germany

www.weidmueller.com

Accessories

General ordering data

Type	DEK 5/8 MC SDR	Version
Order No.	1856750000	Dekafix, Terminal marker, 5 x 8 mm, Pitch in mm (P): 8.00
GTIN (EAN)	4032248400867	Weidmueller, To customer specification
Qty.	160 ST	

Plus



The Dekafix (DEK) marker is the universal marker for all conductor and plug-in connectors as well as for electronic sub-assemblies. The system is ideal for short number sequences and covers a wide range of ready-printed markers.

Strips for fast installation in only one work step. The printing is easy to read, rich in contrast and available in various widths.

- Large range of ready-to-use markers
 - Strips for fast installation
 - Terminal markers, suitable for all Weidmüller cable connectors
 - Available as blank MultiCard or with standard printing
- For custom printing: Please send us a file of our labeling software M-Print PRO or M-Print PRO Online (without installation) for your labeling specifications.

General ordering data

Type	DEK 5/8 PLUS MC NE WS	Version
Order No.	1046350000	Dekafix, Terminal marker, 5 x 8 mm, Pitch in mm (P): 8.00
GTIN (EAN)	4032248782055	Weidmueller, white
Qty.	800 ST	

Custom printing



The Dekafix (DEK) marker is the universal marker for all conductor and plug-in connectors as well as for electronic sub-assemblies. The system is ideal for short number sequences and covers a wide range of ready-printed markers.

Strips for fast installation in only one work step. The printing is easy to read, rich in contrast and available in various widths.

- Large range of ready-to-use markers
 - Strips for fast installation
 - Terminal markers, suitable for all Weidmüller cable connectors
 - Available as blank MultiCard or with standard printing
- For custom printing: Please send us a file of our labeling software M-Print PRO or M-Print PRO Online (without installation) for your labeling specifications.

General ordering data

Type	DEK 5/8 PLUS MC SDR	Version
Order No.	1046370000	Dekafix, Terminal marker, 5 x 8 mm, Pitch in mm (P): 8.00
GTIN (EAN)	4032248782079	Weidmueller, To customer specification
Qty.	160 ST	


A2C 6 BL

Weidmüller Interface GmbH & Co. KG
 Klingenbergstraße 26
 D-32758 Detmold
 Germany

www.weidmueller.com

Accessories

Blank



WS markers are the perfect match for the W-series connectors. Thanks to their system compatibility, the WS tags can also be used with the I-series and the Z-series. The large marking surfaces do not only permit long character strings but also multi-line text. WS markers are ideal for labels with long, customised character strings. Thanks to the proven MultiCard format, printing with PrintJet CONNECT oder/or Plotter is possible.


- Can be fitted in strips or individually
- Markers in proven MultiCard format

For custom printing: Please send us a file of our labeling software M-Print PRO or M-Print PRO Online (without installation) for your labeling specifications.

General ordering data

Type	WS 10/8 PLUS MC NE WS	Version
Order No.	1905950000	WS, Terminal marker, 10 x 8 mm, Pitch in mm (P): 8.00 Weidmueller,
GTIN (EAN)	4032248528103	white
Qty.	420 ST	

Custom printing



WS markers are the perfect match for the W-series connectors. Thanks to their system compatibility, the WS tags can also be used with the I-series and the Z-series. The large marking surfaces do not only permit long character strings but also multi-line text. WS markers are ideal for labels with long, customised character strings. Thanks to the proven MultiCard format, printing with PrintJet CONNECT oder/or Plotter is possible.

- Can be fitted in strips or individually
- Markers in proven MultiCard format

For custom printing: Please send us a file of our labeling software M-Print PRO or M-Print PRO Online (without installation) for your labeling specifications.

General ordering data

Type	WS 10/8 PLUS MC SDR	Version
Order No.	1906030000	WS, Terminal marker, 10 x 8 mm, Pitch in mm (P): 8.00 Weidmueller,
GTIN (EAN)	4032248528196	To customer specification
Qty.	84 ST	

A2C 6 BL

Weidmüller Interface GmbH & Co. KG
 Klingenbergstraße 26
 D-32758 Detmold
 Germany

www.weidmueller.com

Accessories

Accessories

Accessories for testing and measuring equipment



General ordering data

Type	ZUB MULTIMETER	Version	
Order No.	9205270000	Multimeter	
GTIN (EAN)	4032248723522		
Qty.	1 ST		

End bracket



Weidmüller's range of products includes end brackets that guarantee a permanent, reliable mounting on the terminal rail and prevent sliding. Versions with and without screws are available. The end brackets include marking options, also for group markers, and also a test plug holder.

General ordering data

Type	AEB 35 SC/1 BK	Version	
Order No.	2475310000	A-series, End bracket	
GTIN (EAN)	4050118487114		
Qty.	50 ST		

Marker holder



The marker holder offer the possibility of additional mounting of standard markers with a pitch of 5 or 5.1 mm. The angled holders can be optionally snapped together and could be mounted in all standard marking channels of the Klippon® Connect modular terminal blocks. Fitting marker types could be found under the respective accessories of the designation marking holder.

General ordering data

Type	BZT 1 WS 10/5	Version	
Order No.	1805490000	Accessories, Marker holder	
GTIN (EAN)	4032248270231		
Qty.	100 ST		

A2C 6 BL

Weidmüller Interface GmbH & Co. KG
 Klingenbergstraße 26
 D-32758 Detmold
 Germany

www.weidmueller.com

Accessories

Type	BZT 1 ZA WS 10/5	Version	
Order No.	1805520000	Accessories, Marker holder	
GTIN (EAN)	4032248270248		
Qty.	100 ST		

End plates and partition plates




Partition plates and end plates are essential accessories for terminal blocks. Partition plates provide optical and electrical separation of different potentials and functional groups, increasing safety and ensuring a clear structure inside the control cabinet. End plates close the terminal block row on the sides, protect against contact with live parts, and ensure a clean, stable finish. Both components are precisely matched to the respective Weidmüller terminal block series, contributing to safe, compliant, and professional wiring.

General ordering data

Type	APP 2	Version	
Order No.	2489090000	A-series, Partition plate	
GTIN (EAN)	4050118499308		
Qty.	50 ST		

Warning cover



Warning covers with a flash symbol provide more safety for man and machine. They are used where external voltage must be indicated within the application.

General ordering data

Type	AAM 6 YE FLASH	Version	
Order No.	2635570000	A-series, Terminal marker, 13 x 8.1 mm, Pitch in mm (P): 8.00 yellow	
GTIN (EAN)	4050118674514		
Qty.	40 ST		

A2C 6 BL

Weidmüller Interface GmbH & Co. KG

Klingenbergstraße 26

D-32758 Detmold

Germany

www.weidmueller.com

Accessories

End bracket



Weidmüller's range of products includes end brackets that guarantee a permanent, reliable mounting on the terminal rail and prevent sliding. Versions with and without screws are available. The end brackets include marking options, also for group markers, and also a test plug holder.

General ordering data

Type	AEB 35 SCL/1 V0	Version
Order No.	2661280000	A-series, End bracket
GTIN (EAN)	4050118702163	
Qty.	20 ST	
Type	AEB 35 SCL/1 V0 BK	Version
Order No.	2661300000	A-series, End bracket
GTIN (EAN)	4050118702187	
Qty.	20 ST	
Type	AEB 35 SCL/1 V0 GY	Version
Order No.	2661290000	A-series, End bracket
GTIN (EAN)	4050118702170	
Qty.	20 ST	

WS 8/8



WS/ DEK

MultiMark terminal markers use an innovative composite material made from two components. The hard base contour of the marker snaps securely into the connector. The elastic surface finish makes the marker easy to mount. This specially punched material enables the strips to be stretched to accommodate the slight variations in spacing that tend to add up, especially with long terminal blocks. Another advantage: the excellent printability of the surface material guarantees durable and wear-resistant labelling. A print resolution of 300 dpi also produces a very legible script.

Your benefits with MultiMark

- Firm hold and durable printing
- Continuous strips save installation time
- Easy mounting thanks to an innovative composite material
- Large label field for optimal legibility
- High flexibility thanks to manufacturer independence

General ordering data

Type	WS-A 8/8 MM WS	Version
Order No.	2448930000	WS, Terminal marker, 8 x 8.1 mm, Weidmueller, white
GTIN (EAN)	4050118462982	
Qty.	500 ST	

A2C 6 BL

Weidmüller Interface GmbH & Co. KG

Klingenbergstraße 26

D-32758 Detmold

Germany

Accessories

www.weidmueller.com

DEK 5/8



WS/ DEK

MultiMark terminal markers use an innovative composite material made from two components. The hard base contour of the marker snaps securely into the connector. The elastic surface finish makes the marker easy to mount. This specially punched material enables the strips to be stretched to accommodate the slight variations in spacing that tend to add up, especially with long terminal blocks. Another advantage: the excellent printability of the surface material guarantees durable and wear-resistant labelling. A print resolution of 300 dpi also produces a very legible script.

Your benefits with MultiMark

- Firm hold and durable printing
- Continuous strips save installation time
- Easy mounting thanks to an innovative composite material
- Large label field for optimal legibility
- High flexibility thanks to manufacturer independence

General ordering data

Type	DEK 5/8 MM WS	Version	
Order No.	2007130000		Dekafix, Terminal marker, 5 x 8 mm, Weidmueller, white
GTIN (EAN)	4050118392012		
Qty.	500 ST		

Slotted screwdriver



Slotted screwdriver with rounded blade SD DIN 5265, ISO 2380/2, output to DIN 5264, ISO 2380/1. ChromTop tip, SoftFinish grip

General ordering data

Type	SDS 1.0X5.5X150	Version	
Order No.	2749380000		Screwdriver, Blade width (B): 5.5 mm, Blade length: 150 mm, Blade thickness (A): 1 mm
GTIN (EAN)	4050118895605		
Qty.	1 ST		

A2C 6 BL

Weidmüller Interface GmbH & Co. KG

Klingenbergstraße 26

D-32758 Detmold

Germany

Accessories

www.weidmueller.com

Cross-connections



The distribution or multiplication of a potential to adjoining terminal blocks is realized via a cross-connection. Additional wiring effort can be easily avoided. Even if the poles are broken out, contact reliability in the terminal blocks is still ensured. Our portfolio offers pluggable and screwable cross-connection systems for modular terminal blocks.

General ordering data

Type	ZQV 6N/10	Version
Order No.	2733970000	Cross-connector (terminal), Plugged, orange, 41 A, Number of poles:
GTIN (EAN)	4064675066811	10, Pitch in mm (P): 8.00, Insulated: Yes, Width: 78.5 mm
Qty.	20 ST	
Type	ZQV 6N/6	Version
Order No.	2733950000	Cross-connector (terminal), Plugged, orange, 41 A, Number of poles:
GTIN (EAN)	4064675066699	6, Pitch in mm (P): 8.00, Insulated: Yes, Width: 46.1 mm
Qty.	20 ST	
Type	ZQV 6N/7	Version
Order No.	2733960000	Cross-connector (terminal), Plugged, orange, 41 A, Number of poles:
GTIN (EAN)	4064675066804	7, Pitch in mm (P): 8.00, Insulated: Yes, Width: 54.2 mm
Qty.	20 ST	
Type	ZQV 6N/10 BL	Version
Order No.	2786910000	Cross-connector (terminal), Plugged, blue, 41 A, Number of poles: 10,
GTIN (EAN)	4064675064602	Pitch in mm (P): 8.00, Insulated: Yes, Width: 78.5 mm
Qty.	20 ST	
Type	ZQV 6N/6 BL	Version
Order No.	2786890000	Cross-connector (terminal), Plugged, blue, 41 A, Number of poles: 6,
GTIN (EAN)	4064675064572	Pitch in mm (P): 8.00, Insulated: Yes, Width: 46.1 mm
Qty.	20 ST	
Type	ZQV 6N/7 BL	Version
Order No.	2786900000	Cross-connector (terminal), Plugged, blue, 41 A, Number of poles: 7,
GTIN (EAN)	4064675064596	Pitch in mm (P): 8.00, Insulated: Yes, Width: 54.2 mm
Qty.	20 ST	

Testadapter and testsockets



Test adapters and test plugs are used for the electrical connection between terminal blocks and the test equipment. In this way, an electrical contact can be established in the wired state and measurements can be done easily.

A2C 6 BL

Weidmüller Interface GmbH & Co. KG
 Klingenbergstraße 26
 D-32758 Detmold
 Germany

www.weidmueller.com

Accessories

General ordering data

Type	ZS 2.3/4	Version	
Order No.	0249600000	Plug (terminal), Plug-in connection, 4 mm ² , Number of connections: 1,	
GTIN (EAN)	4008190022785	Number of poles: 4, Width: 6.5 mm	
Qty.	20 ST		
Type	FZS 2/4 RT/80 SAKT4	Version	
Order No.	1276300000	Plug (terminal), Plug-in connection, 2 mm ² , Number of connections: 2,	
GTIN (EAN)	4008190026080	Number of poles: 1, Width: 9 mm	
Qty.	20 ST		

End plates and partition plates



Partition plates and end plates are essential accessories for terminal blocks. Partition plates provide optical and electrical separation of different potentials and functional groups, increasing safety and ensuring a clear structure inside the control cabinet. End plates close the terminal block row on the sides, protect against contact with live parts, and ensure a clean, stable finish. Both components are precisely matched to the respective Weidmüller terminal block series, contributing to safe, compliant, and professional wiring.

General ordering data

Type	SEP 2C 6	Version	
Order No.	2935660000	End plate for terminals, dark beige, Height: 64.93 mm, Width: 2.1	
GTIN (EAN)	4099986686397	mm, V-O, Wemid, Snap-on: Yes	
Qty.	20 ST		