

**RCLS3L024W**

**Weidmüller Interface GmbH & Co. KG**  
 Klingenbergstraße 26  
 D-32758 Detmold  
 Germany

www.weidmueller.com

**Product image**



Similar to illustration

Individual relays for TERMSERIES

- Electromechanical relays
- Different contact materials

**General ordering data**

Version	TERMSERIES, Relay, Number of contacts: 1, NO contact AgSnO, Rated control voltage: 24 V DC, Continuous current: 16 A, Plug-in connection, Test button available: No
Order No.	<a href="#">1984080000</a>
Type	RCLS3L024W
GTIN (EAN)	4050118369175
Qty.	20 items

## RCLS3L024W

Weidmüller Interface GmbH & Co. KG  
Klingenbergstraße 26  
D-32758 Detmold  
Germany

www.weidmueller.com

## Technical data

## Approvals

Approvals



ROHS	Conform
UL File Number Search	<a href="#">UL Website</a>
Certificate No. (cURus)	E302101

## Dimensions and weights

Depth	15.7 mm	Depth (inches)	0.6181 inch
Height	29 mm	Height (inches)	1.1417 inch
Width	12.7 mm	Width (inches)	0.5 inch
Net weight	14.4 g		

## Temperatures

Storage temperature	-40 °C...85 °C	Ambient temperature	-40 °C...70 °C
Operating temperature			

## Environmental Product Compliance

RoHS Compliance Status	Compliant without exemption
REACH SVHC	No SVHC above 0.1 wt%

## Rated data UL

Certificate No. (cURus)	E302101
-------------------------	---------

## Control side

Rated control voltage	24 V DC	Rated current DC	17.3 mA
Power rating	420 mW	Coil resistance	1440 Ω ± 10 %
Status indicator	No		

## Load side

Rated switching voltage	250 V AC	Continuous current	16 A
Max. switching frequency at rated load	0.1 Hz	Inrush current	80 A / 20 ms
AC switching capacity (resistive), max.	4000 VA	DC switching capacity (resistive), max.	384 W @ 24 V
Switch-on delay	≤ 10 ms	Switch-off delay	≤ 4 ms
Contact type	1 NO contact (AgSnO)	Min. switching power	1 W

## General data

Test button available	No	Mechanical switch position indicator	No
Colour	white		

## Insulation coordination

Rated voltage	400 V	Pollution severity	3
Surge voltage category	III	Clearance and creepage distances for control side - load side	≥ 10 mm
Dielectric strength for control side - load side	5 kVeff / 1min	Dielectric strength of open contact	1 kVeff / 1 min
Protection degree	IP20		

**Technical data****Further details of approvals / standards**

Certificate No. (cURus)	E302101
-------------------------	---------

**Connection data**

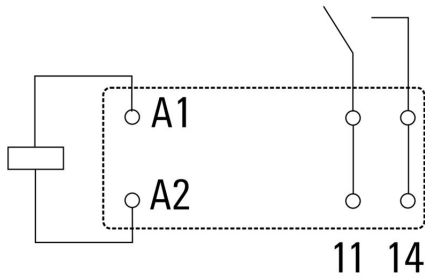
Wire connection method	Plug-in connection	Pitch in mm (P)	5.00 mm
------------------------	--------------------	-----------------	---------

**Classifications**

ETIM 8.0	EC001437	ETIM 9.0	EC001437
ETIM 10.0	EC001437	ECLASS 14.0	27-37-16-01
ECLASS 15.0	27-37-16-01		

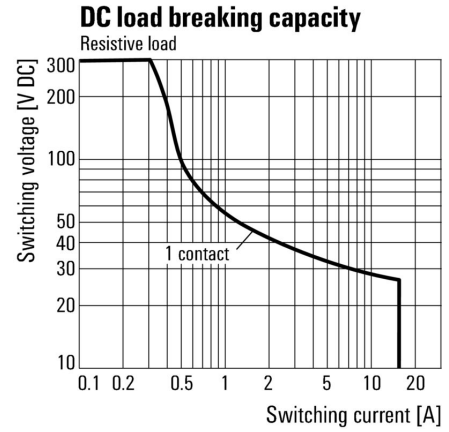
Drawings

Wiring diagram



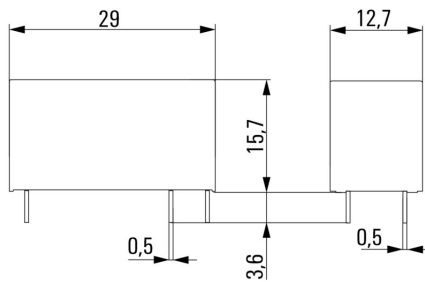
View of Pins from below

Graph



DC load limit curve

Dimensional drawing



Miscellaneous



Type codes